FCC Test Report

FCC ID	:	**SQG-VEDAIF913**
Equipment	:	**802.11ax Wi-Fi 6E + BT5.4 Module**
Model No.	:	**Veda IF913**
Brand Name	:	**Ezurio**
Applicant	:	**Ezurio LLC**
Address	:	**W66N220 Commerce Court, Cedarburg, WI 53012 United States Of America**
Standard	:	**47 CFR FCC Part 15.407**
Equipment Class / Type	:	☐ **6ID: Indoor access point** ☐ **6PP: Subordinate device** ☒ **6XD: Client device**
Received Date	:	**Jan. 12, 2026**
Tested Date	:	**Feb. 09 ~ Mar. 03, 2026**

We, International Certification Corporation, would like to declare that the tested sample has been evaluated and in compliance with the requirement of the above standards. The test results contained in this report refer exclusively to the product. It shall not be reproduced except in full without the written approval of our laboratory.

Reviewed by:	**Approved by:**
Along Chen / Manager	**Gary Chang / Manager**

Table of Contents

1 GENERAL DESCRIPTION 5

1.1 Information 5
1.2 Local Support Equipment List 10
1.3 Test Setup Chart 10
1.4 The Equipment List 11
1.5 Test Standards 12
1.6 Reference Guidance 12
1.7 Deviation from Test Standard and Measurement Procedure 13
1.8 Measurement Uncertainty 13

2 TEST CONFIGURATION 14

2.1 Testing Facility 14
2.2 Test Modes and Channel Details 14

3 TRANSMITTER TEST RESULTS 14

3.1 Emission Bandwidth 15
3.2 RF Output Power 16
3.3 Power Spectral Density 17
3.4 Unwanted Emissions 18
3.5 In-Band Emissions 21
3.6 AC Power Line Conducted Emissions 23

4 TEST LABORATORY INFORMATION 24

Appendix A. Emission Bandwidth
Appendix B. RF Output Power
Appendix C. Power Spectral Density
Appendix D. Unwanted Emissions
Appendix E. In-Band Emissions
Appendix F. AC Power Line Conducted Emissions

Release Record

Report No.	Version	Description	Issued Date
FR611202-1AO	Rev. 01	Initial issue	Jun. 15, 2026

Summary of Test Results

FCC Rules	Test Items	Measured	Result
15.207	AC Power Line Conducted Emissions	[dBuV]: 0.449MHz 35.95 (Margin -10.94dB) - AV	Pass
15.407(b)(5) 15.209	Unwanted Emission	[dBuV/m at 3m]: 68.80MHz 36.91 (Margin -3.09dB) - PK	Pass
15.407(b)(6)	In-Band Emissions (Mask)	Meet the requirement of limit	Pass
15.407(a)(10)	Emission Bandwidth	Meet the requirement of limit	Pass
15.407(a)(5)	RF Output Power (e.i.r.p)	Max Power [dBm]: 5925-6425MHz: 7.95 6425-6525MHz: 8.00 6525-6875MHz: 7.96 6875-7125MHz: 7.82	Pass
15.407(a)(5)	Power Spectral Density (e.i.r.p)	Meet the requirement of limit	Pass
15.407(d)(6)	Contention Based Protocol	Meet the requirement of limit	Pass
15.407(g)	Frequency Stability	Meet the requirement of limit	Pass
15.203	Antenna Requirement	Meet the requirement of limit	Pass

Declaration of Conformity:
The test results with all measurement uncertainty excluded are presented in accordance with the regulation limits or requirements declared by manufacturers.
Comments and Explanations:
The declared of product specification for EUT presented in the report are provided by the manufacturer, and the manufacturer takes all the responsibilities for the accuracy of product specification.

1 General Description

1.1 Information

1.1.1 Product Details

Model Name	Part No.	Product Name	Description
Veda IF913	453-00400	802.11ax Wi-Fi 6E + BT5.4 Module	Module, Veda IF913, SIP, Tri Band, No Embedded Memory, RF Trace Pin
	453-00401		Module, Veda IF913, SIP, Tri Band, Embedded Ext. Memory, 8M PSRAM, 8M Flash, RF Trace Pin

1.1.2 Specification of the Equipment under Test (EUT)

RF General Information					
Frequency Range (MHz)	IEEE Std. 802.11	Ch. Freq. (MHz)	Channel Number	Transmit Chains (N_{TX})	Data Rate / MCS
5925 ~ 7125	11a	5955 ~ 7115	1 ~ 233 [59]	1	6-54 Mbps
5925 ~ 7125	ax (HE20)	5955 ~ 7115	1 ~ 233 [59]	1	MCS 0-11
Note 1: OFDM/OFDMA-BPSK, QPSK, 16QAM, 64QAM, 256QAM and 1024QAM modulation. Note 2: 802.11ax supports full RU and partial RU configuration. Test results of partial RU configuration are recorded in this report. Refers to report no.: FR611202AO for test results of full RU configuration.					

1.1.3 Antenna Details

Integrated Antenna

Brand / Model	Part Number	Type	Connector	Operating Frequencies (MHz) / Antenna Gain (dBi)				
				2400~2483.5	5150~5250	5250~5350	5470~5725	5725~5850
Yageo / Chip Antenna	ANT1608LL14R2460A	Chip	NA	2.3	0.1	0.1	1.8	2.5

Brand / Model	Part Number	Type	Connector	Operating Frequencies (MHz) / Antenna Gain (dBi)			
				5925~6425	6425~6525	6525~6875	6875~7125
Yageo / Chip Antenna	ANT1608LL14R2460A	Chip	NA	2.7	3.3	2.8	3.4

External Antenna

Brand / Model	Part Number	Type	Connector	Operating Frequencies (MHz) / Antenna Gain (dBi)				
				2400~2483.5	5150~5250	5250~5350	5470~5725	5725~5850
Ezurio / FlexMIMO 6E	EFD2471A3S -10MH4L	PIFA	MHF4L	2.2	3.8	3.8	3.8	3.8
Ezurio / FlexPIFA 6E	EFB2471A3S -10MH4L	PIFA	MHF4L	2.2	3.9	3.9	3.9	3.9
Ezurio / Mini NanoBlade Flex 6GHz	EMF2471A3 S-10MH4L	PCB Dipole	MHF4L	2.4	4.4	4.4	4.4	4.4
Joymax Electronics / Dipole 6E	TWX-100BR S3B	Dipole	RP-SMA	2	4	4	4	4
Ezurio / FlexPIFA Dual Band	001-0021	PIFA	IPEX MHF4L	2.5	3	3	3	3
Ezurio / FlexPIFA Dual Band	EFB2455A3S -15MH4L	PIFA	MHF1	2.5	3	3	3	3

Brand / Model	Part Number	Type	Connector	Operating Frequencies (MHz) / Antenna Gain (dBi)			
				5925~6425	6425~6525	6525~6875	6875~7125
Ezurio / FlexMIMO 6E	EFD2471A3S -10MH4L	PIFA	MHF4L	3.3	3.3	3.3	3.3
Ezurio / FlexPIFA 6E	EFB2471A3S -10MH4L	PIFA	MHF4L	3.8	3.8	3.8	3.8
Ezurio / Mini NanoBlade Flex 6GHz	EMF2471A3 S-10MH4L	PCB Dipole	MHF4L	5.2	5.2	5.2	5.2
Joymax Electronics / Dipole 6E	TWX-100BR S3B	Dipole	RP-SMA	4	4	4	4

1.1.4 Configuration of Equipment under Test (EUT)

Power Supply Type	3.3Vdc from host	
RU Configuration	☒ Full RU	☒ Partial RU

1.1.5 Channel List

802.11a / ax HE20							
Channel	**Frequency (MHz)**	**Channel**	**Frequency (MHz)**	**Channel**	**Frequency (MHz)**	**Channel**	**Frequency (MHz)**
---	---	57	6235	117	6535	177	6835
1	5955	61	6255	121	6555	181	6855
5	5975	65	6275	125	6575	185	6875
9	5995	69	6295	129	6595	189	6895
13	6015	73	6315	133	6615	193	6915
17	6035	77	6335	137	6635	197	6935
21	6055	81	6355	141	6655	201	6955
25	6075	85	6375	145	6675	205	6975
29	6095	89	6395	149	6695	209	6995
33	6115	93	6415	153	6715	213	7015
37	6135	97	6435	157	6735	217	7035
41	6155	101	6455	161	6755	221	7055
45	6175	105	6475	165	6775	225	7075
49	6195	109	6495	169	6795	229	7095
53	6215	113	6515	173	6815	233	7115

1.1.6 Test Tool and Duty Cycle

Test Tool	GNOME Terminal, Version: 3.52.0		
Duty Cycle and Duty Factor	**Mode**	**Duty Cycle (%)**	**Duty Factor (dB)**
	ax HE20-OFDMA RU26	99.38%	0.03
	ax HE20-OFDMA RU52	99.48%	0.02
	ax HE20-OFDMA RU106	98.86%	0.05

1.1.7 Power Index of Test Tool

Modulation Mode	Test Frequency (MHz)	Power Index
ax HE20-OFDMA RU26	5955	-18
ax HE20-OFDMA RU26	6175	-18
ax HE20-OFDMA RU26	6415	-16
ax HE20-OFDMA RU26	6435	-18
ax HE20-OFDMA RU26	6475	-18
ax HE20-OFDMA RU26	6515	-18
ax HE20-OFDMA RU26	6535	-20
ax HE20-OFDMA RU26	6715	-20
ax HE20-OFDMA RU26	6855	-22
ax HE20-OFDMA RU26	6875	-22
ax HE20-OFDMA RU26	6895	-20
ax HE20-OFDMA RU26	7015	-20
ax HE20-OFDMA RU26	7095	-18
ax HE20-OFDMA RU26	7115	-20
ax HE20-OFDMA RU52	5955	-6
ax HE20-OFDMA RU52	6175	-6
ax HE20-OFDMA RU52	6415	-6
ax HE20-OFDMA RU52	6435	-6
ax HE20-OFDMA RU52	6475	-6
ax HE20-OFDMA RU52	6515	-6
ax HE20-OFDMA RU52	6535	-6
ax HE20-OFDMA RU52	6715	-8
ax HE20-OFDMA RU52	6855	-10
ax HE20-OFDMA RU52	6875	-10
ax HE20-OFDMA RU52	6895	-8
ax HE20-OFDMA RU52	7015	-8
ax HE20-OFDMA RU52	7095	-8
ax HE20-OFDMA RU52	7115	-8
ax HE20-OFDMA RU106	5955	8
ax HE20-OFDMA RU106	6175	8
ax HE20-OFDMA RU106	6415	8
ax HE20-OFDMA RU106	6435	8
ax HE20-OFDMA RU106	6475	8

ax HE20-OFDMA RU106	6515	8
ax HE20-OFDMA RU106	6535	8
ax HE20-OFDMA RU106	6715	8
ax HE20-OFDMA RU106	6855	2
ax HE20-OFDMA RU106	6875	2
ax HE20-OFDMA RU106	6895	4
ax HE20-OFDMA RU106	7015	4
ax HE20-OFDMA RU106	7095	4
ax HE20-OFDMA RU106	7115	4

1.2 Local Support Equipment List

Support Equipment List					
No.	**Equipment**	**Brand**	**Model**	**FCC ID**	**Remarks**
1	Laptop	Lenovo	ThinkPad X230	DoC	---
2	Fixture	---	---	---	Provided by applicant.
3	50 ohm load	woken	WTER-18S2	---	---

1.3 Test Setup Chart

Test Setup Diagram (Conducted Emission)

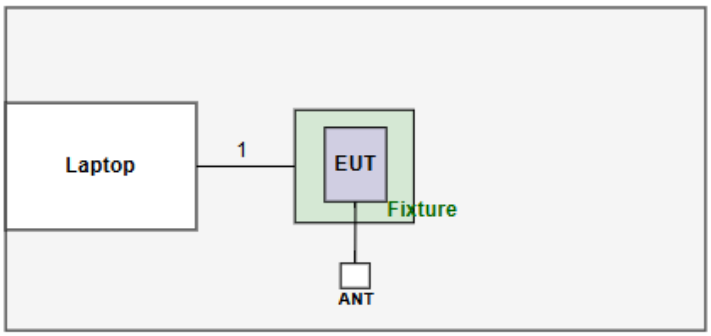

No.	Signal cable / Length (m)
1	USB, 1m shielded.

Test Setup Diagram (Radiated Emission)

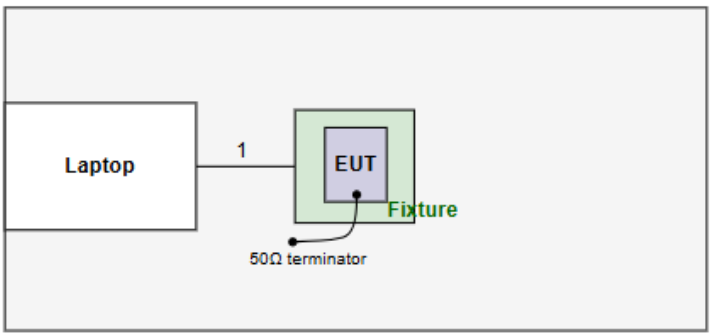

No.	Signal cable / Length (m)
1	USB, 1m shielded.

1.4 The Equipment List

Test Item	RF Conducted				
Test Site	(TH01-WS)				
Tested Date	Feb. 09 ~ Mar. 02, 2026				
Instrument	**Brand**	**Model No.**	**Serial No.**	**Calibration Date**	**Calibration Until**
Spectrum Analyzer	R&S	FSV3044	101516	Jun. 09, 2025	Jun. 08, 2026
Power Meter	Anritsu	ML2495A	1241002	Nov. 21, 2025	Nov. 20, 2026
Power Sensor	Anritsu	MA2411B	1207366	Nov. 21, 2025	Nov. 20, 2026
Attenuator	Pasternack	PE7005-10	10-2	Oct. 03, 2025	Oct. 02, 2026
TEMP&HUMIDITY CHAMBER	GIANT FORCE	GCT-225-40-SP-SD	MAF1212-002	Jun. 26, 2025	Jun. 25, 2026
DC POWER SOURCE	GW INSTEK	GPE-6030	GEZ824073	Oct. 27, 2025	Oct. 26, 2026
Measurement Software	Sporton	SENSE-15407_NII	V5.11	NA	NA
Note: Calibration Interval of instruments listed above is one year.					

Test Item	Conducted Emission				
Test Site	Conduction room 1 / (CO01-WS)				
Tested Date	Mar. 03, 2026				
Instrument	**Brand**	**Model No.**	**Serial No.**	**Calibration Date**	**Calibration Until**
Receiver	R&S	ESR3	101658	Feb. 26, 2026	Feb. 25, 2027
LISN	R&S	ENV216	101579	May. 07, 2025	May. 06, 2026
LISN (Support Unit)	SCHWARZBECK	Schwarzbeck 8127	8127-666	Mar. 21, 2025	Mar. 20, 2026
RF Cable-CON	EMC	EMCCFD300-BM-BM-6000	50821	Oct. 07, 2025	Oct. 06, 2026
50 ohm terminal	NA	50	3	Jul. 30, 2025	Jul. 29, 2026
Measurement Software	AUDIX	e3	6.120210g	NA	NA
Note: Calibration Interval of instruments listed above is one year.					

Test Item	Radiated Emission				
Test Site	966 chamber1 / (03CH01-WS)				
Tested Date	Feb. 13 ~ Feb. 28, 2026				
Instrument	**Brand**	**Model No.**	**Serial No.**	**Calibration Date**	**Calibration Until**
Receiver	R&S	ESR3	101657	Mar. 11, 2025	Mar. 10, 2026
Spectrum Analyzer	R&S	FSV40	101498	Nov. 06, 2025	Nov. 05, 2026
Loop Antenna	R&S	HFH2-Z2	100330	Nov. 17, 2025	Nov. 16, 2026
Bilog Antenna	SCHWARZBECK	VULB9168	VULB9168-522	Sep. 05, 2025	Sep. 04, 2026
Horn Antenna 1G-18G	SCHWARZBECK	BBHA 9120 D	BBHA 9120 D 1096	Dec. 19, 2025	Dec. 18, 2026
Horn Antenna 18G-40G	SCHWARZBECK	BBHA 9170	BBHA 9170517	Nov. 28, 2025	Nov. 27, 2026
Preamplifier	EMC	EMC02325	980225	Jun. 13, 2025	Jun. 12, 2026
Preamplifier	EMC	EMC118A45SE	980898	Jun. 24, 2025	Jun. 23, 2026
Preamplifier	EMC	EMC184045SE	980903	Aug. 08, 2025	Aug. 07, 2026
Loop Antenna Cable	KOAX KABEL	101354-BW	101354-BW	Oct. 01, 2025	Sep. 30, 2026
LF cable 3M	Woken	CFD400NL-LW	CFD400NL-001	Oct. 01, 2025	Sep. 30, 2026
LF cable 11M	EMC	EMCCFD400-NW-NW-11000	200801	Oct. 01, 2025	Sep. 30, 2026
LF cable 1M	EMC	EMCCFD400-NM-NM-1000	160502	Oct. 01, 2025	Sep. 30, 2026
RF Cable	EMC	EMC104-35M-35M-8000	210920	Oct. 01, 2025	Sep. 30, 2026
RF Cable	EMC	EMC104-35M-35M-3000	210922	Oct. 01, 2025	Sep. 30, 2026
RF Cable	HUBER+SUHNER	SUCOFLEX104	MY16014/4	Oct. 01, 2025	Sep. 30, 2026
Attenuator	Pasternack	PE7005-10	10-1	Oct. 01, 2025	Sep. 30, 2026
HIGHPASS FILTER 7.5-18G	STI	STI15-9722	STI-HP7.5G-A	Oct. 01, 2025	Sep. 30, 2026
Measurement Software	AUDIX	e3	6.120210g	NA	NA
Note: Calibration Interval of instruments listed above is one year.					

1.5 Test Standards

47 CFR FCC Part 15.407
ANSI C63.10-2020
ANSI C63.4-2014 + C63.4a-2017

1.6 Reference Guidance

FCC KDB 987594 D02 U-NII 6 GHz EMC Measurement v03
FCC KDB 789033 D02 General UNII Test Procedures New Rules v02r01
FCC KDB 412172 D01 Determining ERP and EIRP v01r01
FCC KDB 662911 D01 Multiple Transmitter Output v02r01

1.7 Deviation from Test Standard and Measurement Procedure

None

1.8 Measurement Uncertainty

The measurement uncertainties given below are based on a 95% confidence level (based on a coverage factor (k=2)).

Measurement Uncertainty	
Parameters	**Uncertainty**
Bandwidth	±34.130 Hz
Conducted power	±0.808 dB
Frequency error	$\pm 1 \times 10^{-9}$
Power density	±0.583 dB
Conducted emission	±2.715 dB
AC conducted emission	±2.92 dB
Radiated emission ≤ 1GHz	±3.41 dB
Radiated emission > 1GHz	±4.59 dB
Time	±0.1%
Temperature	±0.4 °C

2 Test Configuration

2.1 Testing Facility

Test Laboratory	International Certification Corp.
Test Site	CO01-WS, 03CH01-WS, TH01-WS
Address of Test Site	No. 3-1, Lane 6, Wen San 3rd St., Kwei Shan District, Tao Yuan City 33381, Taiwan, R.O.C.

- FCC Designation No.: TW2732
- FCC site registration No.: 181692
- ISED#: 10807A
- CAB identifier: TW2732

2.2 Test Modes and Channel Details

Test item	Modulation Mode	Test Frequency (MHz)	Data Rate	Test method	Mode	Note
AC Power Line Conducted Emissions	ax HE20-OFDMA RU106	6475	MCS 0	Conducted	TX	---
Unwanted Emissions ≤1GHz	ax HE20-OFDMA RU106	6475	MCS 0	Radiated	TX	Note 2
Unwanted Emissions >1GHz	ax HE20-OFDMA RU26 RU52 RU106	5955 / 6175 / 6415 / 6435 / 6475 / 6515 / 6535 / 6715 / 6855 / 6875 / 6895 / 7015 / 7095 / 7115	MCS 0	Radiated	TX	Note 2
Unwanted Emissions ≤1GHz	ax HE20-OFDMA RU106	6475	MCS 0	Conducted	TX	---
Unwanted Emissions >1GHz	ax HE20-OFDMA RU26 RU52 RU106	5955 / 6175 / 6415 / 6435 / 6475 / 6515 / 6535 / 6715 / 6855 / 6875 / 6895 / 7015 / 7095 / 7115	MCS 0	Conducted	TX	---
RF Output Power Power Spectral Density Emission Bandwidth In-Band Emissions	ax HE20-OFDMA RU26 RU52 RU106	5955 / 6175 / 6415 / 6435 / 6475 / 6515 / 6535 / 6715 / 6855 / 6875 / 6895 / 7015 / 7095 / 7115	MCS 0	Conducted	TX	---

NOTE:

1. The EUT was pretested with 3 orientations placed on the table for the radiated emission measurement – X, Y, and Z-plane. The **Y-plane** result was found as the worst case and was shown in this report.
2. The 50Ω terminator is connected to antenna port of EUT for radiated emission measurement.
3. Two skus had been covered during the pretest and found that **Part No. 453-00401** was the worst case and was selected for the final test. (sku 1: Part No. 453-00400, sku 2: Part No. 453-00401)

3 Transmitter Test Results

3.1 Emission Bandwidth

3.1.1 Limit

The maximum transmitter channel bandwidth for U-NII devices in the 5.925-7.125 GHz band is 320 megahertz.

3.1.2 Test Procedures

26dB Bandwidth

1. Set RBW = approximately 1% of the emission bandwidth.
2. Set the VBW > RBW, Detector = Peak.
3. Trace mode = max hold.
4. Measure the maximum width of the emission that is 26 dB down from the peak of the emission.

Occupied Bandwidth

1. Set RBW = 1 % to 5 % of the OBW.
2. Set VBW ≥ 3 RBW.
3. Sample detection and single sweep mode shall be used.
4. Use the 99 % power bandwidth function of the instrument.

3.1.3 Test Setup

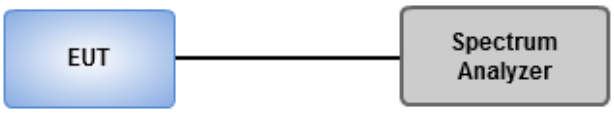

3.1.4 Test Result

Ambient Condition	21-24°C / 61-65%	**Tested By**	Roger Lu

Refer to Appendix A.

3.2 RF Output Power

3.2.1 Limit

Frequency Band	Operating Mode	Maximum EIRP Limit
5925 ~ 7125 MHz	☐ Indoor access point	30 dBm
	☐ Subordinate device	30 dBm
	☒ Client devices	24 dBm

3.2.2 Test Procedures

Method PM-G (Measurement using a gated RF average power meter)

1. Measurements is performed using a wideband gated RF power meter provided that the gate parameters are adjusted such that the power is measured only when the EUT is transmitting at its maximum power control level. Since the measurement is made only during the ON time of the transmitter, no duty cycle correction factor is required.
2. EIRP = Measured conducted power + Antenna gain

Spectrum analyzer (For channel that extends across the 6.525 / 6.875 GHz boundary)

1. Set RBW = 1MHz, VBW = 3MHz, Sweep time = Auto, Detector = RMS.
2. Trace average at least 100 traces in power averaging mode.
3. Compute power by integrating the spectrum across the 26 dB EBW.
4. Add 10 log(1/X, X:duty cycle) if duty cycle is <98%).
5. EIRP = Measured conducted power + Antenna gain

3.2.3 Test Setup

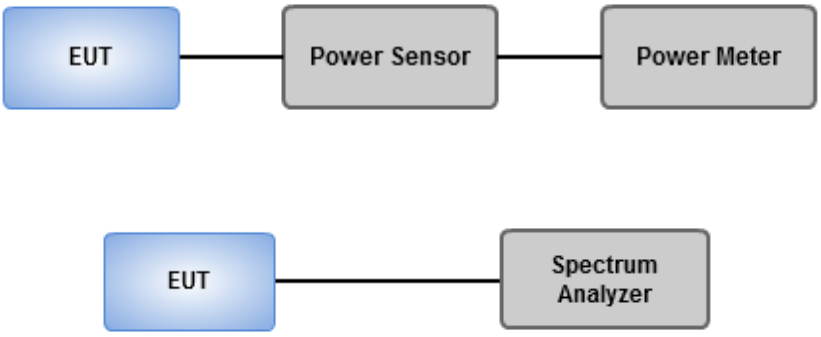

3.2.4 Test Result

Ambient Condition	21-24°C / 61-65%	Tested By	Roger Lu

Refer to Appendix B.

3.3 Power Spectral Density

3.3.1 Limit

Frequency Band	Operating Mode	Limit
5925 ~ 7125 MHz	☐ Indoor access point	EIRP: 5 dBm / 1 MHz
	☐ Subordinate device	EIRP: 5 dBm / 1 MHz
	☒ Client devices	EIRP: -1 dBm / 1 MHz

3.3.2 Test Procedures

Duty cycle ≥ 98 %

1. Set RBW = 1 MHz, VBW = 3 MHz, Sweep time = auto, Detector = RMS.
2. Trace average 100 traces.
3. Use the peak marker function to determine the maximum amplitude level.
4. EIRP PSD = Measured conducted power density + Antenna gain

Duty cycle < 98 %

1. Set RBW = 1 MHz, VBW = 3 MHz, Detector = RMS.
2. Set sweep time ≥ 10 * (number of points in sweep) * (total on/off period of the transmitted signal).
3. Perform a single sweep.
4. Use the peak marker function to determine the maximum amplitude level.
5. Add 10 log(1/x), where x is the duty cycle.
6. EIRP PSD = Measured conducted power density + Antenna gain

3.3.3 Test Setup

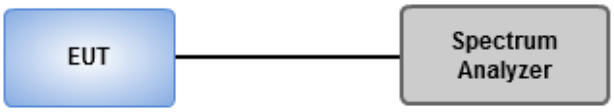

3.3.4 Test Result

Ambient Condition	21-24°C / 61-65%	Tested By	Roger Lu

Refer to Appendix C.

3.4 Unwanted Emissions

3.4.1 Limit of Unwanted Emissions

Restricted Band Emissions Limit			
Frequency Range (MHz)	**Field Strength (uV/m)**	**Field Strength (dBuV/m)**	**Measure Distance (m)**
0.009~0.490	2400/F(kHz)	48.5 - 13.8	300
0.490~1.705	24000/F(kHz)	33.8 - 23	30
1.705~30.0	30	29	30
30~88	100	40	3
88~216	150	43.5	3
216~960	200	46	3
Above 960	500	54	3

Note 1:
Qusai-Peak value is measured for frequency below 1GHz except for 9–90 kHz, 110–490 kHz frequency band. Peak and average value are measured for frequency above 1GHz. The limit on average radio frequency emission is as above table. The limit on peak radio frequency emissions is 20 dB above the maximum permitted average emission limit
Note 2:
Measurements may be performed at a distance other than what is specified provided. When performing measurements at a distance other than that specified, the results shall be extrapolated to the specified distance using an extrapolation factor as below, Frequency at or above 30 MHz: 20 dB/decade Frequency below 30 MHz: 40 dB/decade.

Un-restricted band emissions above 1GHz Limit		
Operating Band	**PK Limit**	**AV Limit**
5.925 – 7.125 GHz	e.i.r.p. -7 dBm [88.2 dBuV/m@3m]	e.i.r.p. -27 dBm [68.2 dBuV/m@3m]

Note 1: Measurements may be performed at a distance other than the limit distance provided they are not performed in the near field and the emissions to be measured can be detected by the measurement equipment. When performing measurements at a distance other than that specified, the results shall be extrapolated to the specified distance using an extrapolation factor of 20 dB/decade (inverse of linear distance for field-strength measurements, inverse of linear distance-squared for power-density measurements).

3.4.2 Test Procedures

1. Measurement is made at a semi-anechoic chamber that incorporates a turntable allowing a EUT rotation of 360°. A continuously-rotating, remotely-controlled turntable is installed at the test site to support the EUT and facilitate determination of the direction of maximum radiation for each EUT emission frequency. The EUT is placed at test table. For emissions testing at or below 1 GHz, the table height is 80 cm above the reference ground plane. For emission measurements above 1 GHz, the table height is 1.5 m
2. Measurement is made with the antenna positioned in both the horizontal and vertical planes of polarization. The measurement antenna is varied in height (1m ~ 4m) above the reference ground plane to obtain the maximum signal strength. Distance between EUT and antenna is 3 m.
3. This investigation is performed with the EUT rotated 360°, the antenna height scanned between 1 m and 4 m, and the antenna rotated to repeat the measurements for both the horizontal and vertical antenna polarizations.

Note:

1. 120kHz measurement bandwidth of test receiver and Quasi-peak detector is for radiated emission below 1GHz.
2. RBW=1MHz, VBW=3MHz and Peak detector is for peak measured value of radiated emission above 1GHz.
3. RBW=1MHz, VBW=1/T and Peak detector is for average measured value of radiated emission above 1GHz.

3.4.3 Test Setup

Radiated Emissions below 1 GHz

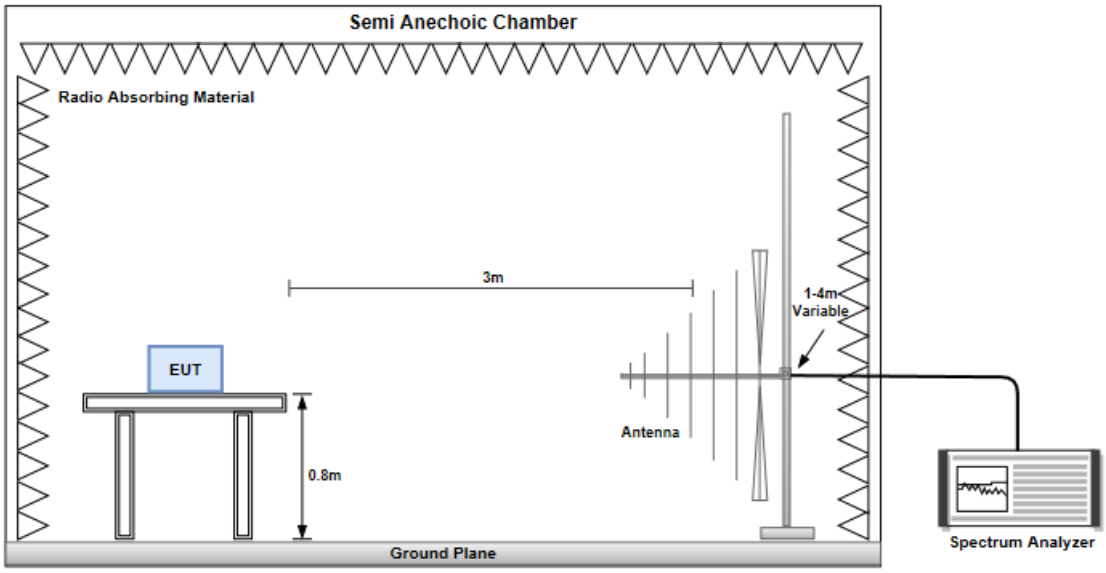

Radiated Emissions above 1 GHz

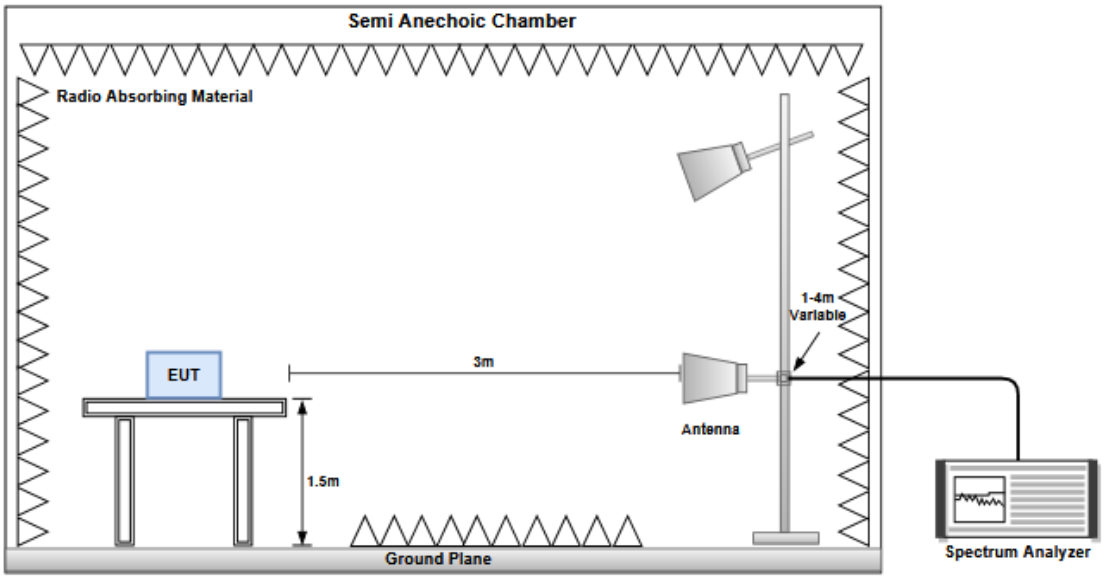

3.4.4 Test Results

Refer to Appendix D.

3.5 In-Band Emissions

3.5.1 Limit

Power spectral density must be suppressed by 20 dB at 1 MHz outside of channel edge, by 28 dB at one channel bandwidth from the channel center, and by 40 dB at one- and one-half times the channel bandwidth away from channel center. At frequencies between one megahertz outside an unlicensed device's channel edge and one channel bandwidth from the center of the channel, the limits must be linearly interpolated between 20 dB and 28 dB suppression,and at frequencies between one and one- and one-half times an unlicensed device's channel bandwidth, the limits must be linearly interpolated between 28 dB and 40 dB suppression. Emissions removed from the channel center by more than one- and one-half times the channel bandwidth must be suppressed by at least 40 dB.

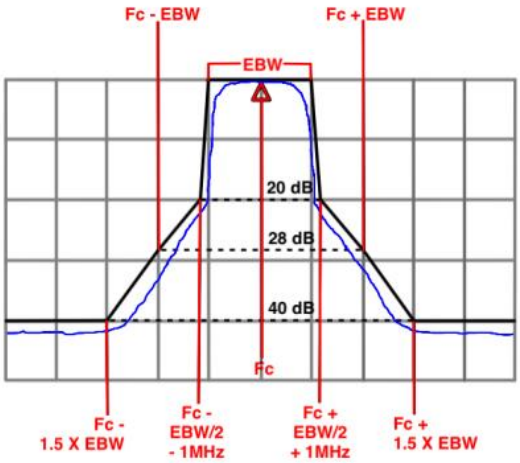

3.5.2 Test Procedures

1. Connect output of the antenna port to a spectrum analyzer
2. Set the reference level of the measuring equipment
3. Measure the 26 dB EBW
4. Measure the power spectral density (which will be used for emissions mask reference) using the following procedure:
   a) Set the span to encompass the entire 26 dB EBW of the signal.
   b) Set RBW = same RBW used for 26 dB EBW measurement.
   c) Set VBW ≥ 3 X RBW
   d) Number of points in sweep ≥ [2 X span / RBW].
   e) Sweep time = auto.
   f) Detector = RMS (i.e., power averaging)
   g) Trace average at least 100 traces in power averaging (rms) mode.
   h) Use the peak search function on the instrument to find the peak of the spectrum.
5. For the purposes of developing the emission mask, the channel bandwidth is defined as the 26 dB EBW
6. Using the measuring equipment limit line function, develop the emissions mask based on the following requirements. The emissions power spectral density must be reduced below the peak power spectral density (in dB) as follows
   a. Suppressed by 20 dB at 1 MHz outside of the channel edge. (The channel edge is defined as the 26-dB point on either side of the carrier center frequency.)
   b. Suppressed by 28 dB at one channel bandwidth from the channel center.
   c. Suppressed by 40 dB at one- and one-half times the channel bandwidth from the channel center.
7. Adjust the span to encompass the entire mask as necessary
8. Clear trace.
9. Trace average at least 100 traces in power averaging (rms) mode.
10. Adjust the reference level as necessary so that the crest of the channel touches the top of the emission mask

3.5.3 Test Setup

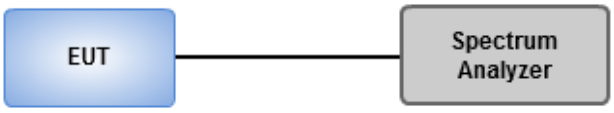

3.5.4 Test Results

Ambient Condition	21-24°C / 61-65%	**Tested By**	Roger Lu

Refer to Appendix E.

3.6 AC Power Line Conducted Emissions

3.6.1 Limit of AC Power Line Conducted Emissions

Conducted Emissions Limit		
Frequency Emission (MHz)	**Quasi-Peak**	**Average**
0.15-0.5	66 - 56 *	56 - 46 *
0.5-5	56	46
5-30	60	50
Note 1: * Decreases with the logarithm of the frequency.		

3.6.2 Test Procedures

1. The device is placed on a test table, raised 80 cm above the reference ground plane. The vertical conducting plane is located 40 cm to the rear of the device.
2. The device is connected to line impedance stabilization network (LISN) and other accessories are connected to other LISN. Measured levels of AC power line conducted emission are across the 50 Ω LISN port.
3. AC conducted emission measurements is made over frequency range from 150 kHz to 30 MHz.
4. This measurement was performed with AC 120V/60Hz

3.6.3 Test Setup

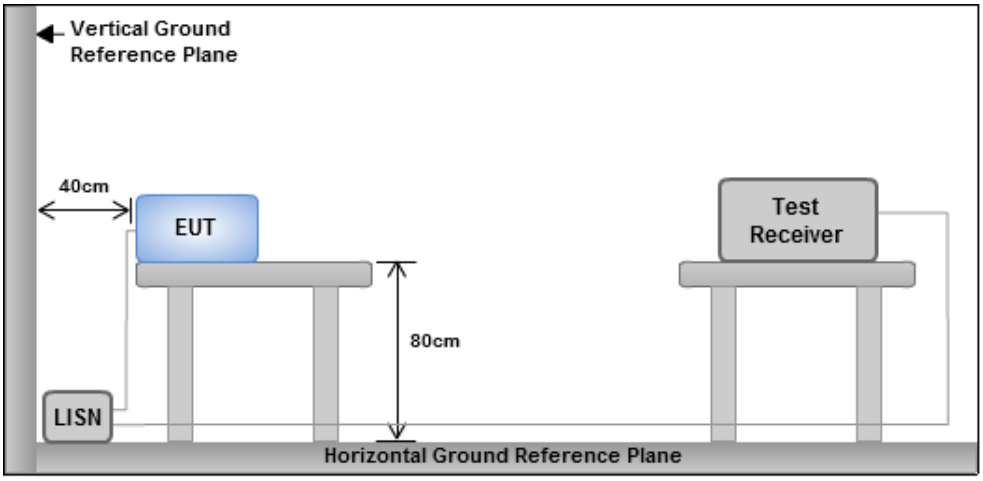

Note: 1. Support units were connected to second LISN.
2. Both of LISNs (AMN) are 80 cm from EUT and at least 80 cm from other units and other metal planes

3.6.4 Test Result

Refer to Appendix F.

4 Test laboratory information

Established in 2012, ICC provides foremost EMC & RF Testing and advisory consultation services by our skilled engineers and technicians. Our services employ a wide variety of advanced edge test equipment and one of the widest certification extents in the business.

International Certification Corporation (EMC and Wireless Communication Laboratory), it is our definitive objective is to institute long term, trust-based associations with our clients. The expectation we set up with our clients is based on outstanding service, practical expertise and devotion to a certified value structure. Our passion is to grant our clients with best EMC / RF services by oriented knowledgeable and accommodating staff.

Our Test sites are located at Linkou District and Kwei Shan District. Location map can be found on our website https://www.icertifi.com.tw.

Linkou

Tel: 886-2-2601-1640

No.30-2, Ding Fwu Tsuen, Lin Kou District, New Taipei City, Taiwan (R.O.C.)

Kwei Shan

Tel: 886-3-271-8666

No.3-1, Lane 6, Wen San 3rd St., Kwei Shan Dist., Tao Yuan City 33381, Taiwan (R.O.C.)

No.2-1, Lane 6, Wen San 3rd St., Kwei Shan Dist., Tao Yuan City 33381, Taiwan (R.O.C.)

Kwei Shan Site II

Tel: 886-3-271-8640

No.14-1, Lane 19, Wen San 3rd St., Kwei Shan Dist., Tao Yuan City 33381, Taiwan (R.O.C.)

Zhonghe

Tel: 886-2-2222-0288

1F, No. 6, Jiankang Road, Zhonghe District, New Taipei City 235045, Taiwan (R.O.C.)

If you have any suggestion, please feel free to contact us as below information.

Tel: 886-3-271-8666
Fax: 886-3-318-0345
Email: ICC_Service@icertifi.com.tw

═END═

Summary

Mode	Max-N dB (Hz)	Max-OBW (Hz)	ITU-Code	Min-N dB (Hz)	Min-OBW (Hz)
5.925-6.425GHz	-	-	-	-	-
802.11ax HEW20_RU26_Index3_20MHz_Nss1,(MCS0)_1TX	18.018M	16.924M	16M9D1D	18.018M	16.911M
802.11ax HEW20_RU52_Index38_20MHz_Nss1,(MCS0)_1TX	18.744M	16.96M	17M0D1D	18.678M	16.946M
802.11ax HEW20_RU106_Index53_20MHz_Nss1,(MCS0)_1TX	20.526M	18.092M	18M1D1D	20.526M	18.079M
6.425-6.525GHz	-	-	-	-	-
802.11ax HEW20_RU26_Index3_20MHz_Nss1,(MCS0)_1TX	18.018M	16.933M	16M9D1D	18.018M	16.919M
802.11ax HEW20_RU52_Index38_20MHz_Nss1,(MCS0)_1TX	19.008M	16.964M	17M0D1D	18.678M	16.96M
802.11ax HEW20_RU106_Index53_20MHz_Nss1,(MCS0)_1TX	20.592M	18.101M	18M1D1D	20.46M	18.094M
6.525-6.875GHz	-	-	-	-	-
802.11ax HEW20_RU26_Index3_20MHz_Nss1,(MCS0)_1TX	18.03M	16.92M	16M9D1D	17.952M	16.905M
802.11ax HEW20_RU52_Index38_20MHz_Nss1,(MCS0)_1TX	19.074M	16.967M	17M0D1D	18.612M	16.952M
802.11ax HEW20_RU106_Index53_20MHz_Nss1,(MCS0)_1TX	20.658M	18.093M	18M1D1D	20.46M	18.085M
6.875-7.125GHz	-	-	-	-	-
802.11ax HEW20_RU26_Index3_20MHz_Nss1,(MCS0)_1TX	18.018M	16.938M	16M9D1D	18.018M	16.905M
802.11ax HEW20_RU52_Index38_20MHz_Nss1,(MCS0)_1TX	19.074M	16.941M	16M9D1D	18.744M	16.913M
802.11ax HEW20_RU106_Index53_20MHz_Nss1,(MCS0)_1TX	20.592M	18.107M	18M1D1D	20.526M	18.078M

Max-N dB = Maximum 26dB down bandwidth
Max-OBW = Maximum 99% occupied bandwidth;
Min-N dB = Minimum 26dB down bandwidth
Min-OBW = Minimum 99% occupied bandwidth

Result

Mode	Result	Limit (Hz)	Port 1-N dB (Hz)	Port 1-OBW (Hz)
802.11ax HEW20_RU26_Index3_20MHz_Nss1,(MCS0)_1TX	-	-	-	-
5955MHz	Pass	Inf	18.018M	16.924M
6175MHz	Pass	Inf	18.018M	16.922M
6415MHz	Pass	Inf	18.018M	16.911M
6435MHz	Pass	Inf	18.018M	16.933M
6475MHz	Pass	Inf	18.018M	16.919M
6515MHz	Pass	Inf	18.018M	16.92M
6535MHz	Pass	Inf	18.018M	16.905M
6715MHz	Pass	Inf	18.018M	16.918M
6855MHz	Pass	Inf	17.952M	16.914M
6875MHz Straddle 6.525-6.875GHz	Pass	Inf	18.03M	16.92M
6895MHz	Pass	Inf	18.018M	16.938M
7015MHz	Pass	Inf	18.018M	16.905M
7095MHz	Pass	Inf	18.018M	16.908M
7115MHz	Pass	Inf	18.018M	16.927M
802.11ax HEW20_RU52_Index38_20MHz_Nss1,(MCS0)_1TX	-	-	-	-
5955MHz	Pass	Inf	18.744M	16.96M
6175MHz	Pass	Inf	18.678M	16.951M
6415MHz	Pass	Inf	18.744M	16.946M
6435MHz	Pass	Inf	18.678M	16.96M
6475MHz	Pass	Inf	18.744M	16.964M
6515MHz	Pass	Inf	19.008M	16.963M
6535MHz	Pass	Inf	18.678M	16.957M
6715MHz	Pass	Inf	18.612M	16.952M
6855MHz	Pass	Inf	19.074M	16.967M
6875MHz Straddle 6.525-6.875GHz	Pass	Inf	19.02M	16.963M
6895MHz	Pass	Inf	18.744M	16.934M
7015MHz	Pass	Inf	18.744M	16.913M
7095MHz	Pass	Inf	18.81M	16.934M
7115MHz	Pass	Inf	19.074M	16.941M
802.11ax HEW20_RU106_Index53_20MHz_Nss1,(MCS0)_1TX	-	-	-	-
5955MHz	Pass	Inf	20.526M	18.084M
6175MHz	Pass	Inf	20.526M	18.092M
6415MHz	Pass	Inf	20.526M	18.079M
6435MHz	Pass	Inf	20.592M	18.094M
6475MHz	Pass	Inf	20.526M	18.101M
6515MHz	Pass	Inf	20.46M	18.097M
6535MHz	Pass	Inf	20.658M	18.089M
6715MHz	Pass	Inf	20.46M	18.092M
6855MHz	Pass	Inf	20.592M	18.085M
6875MHz Straddle 6.525-6.875GHz	Pass	Inf	20.55M	18.093M
6895MHz	Pass	Inf	20.526M	18.107M

Mode	Result	Limit (Hz)	Port 1-N dB (Hz)	Port 1-OBW (Hz)
7015MHz	Pass	Inf	20.526M	18.078M
7095MHz	Pass	Inf	20.526M	18.083M
7115MHz	Pass	Inf	20.592M	18.079M

Port X-N dB = 26dB down bandwidth
Port X-OBW = Port X 99% occupied bandwidth

5.925-6.425GHz_802.11ax HEW20_RU26_Index3_20MHz_Nss1,(MCS0)_1TX **EBW**

5955MHz

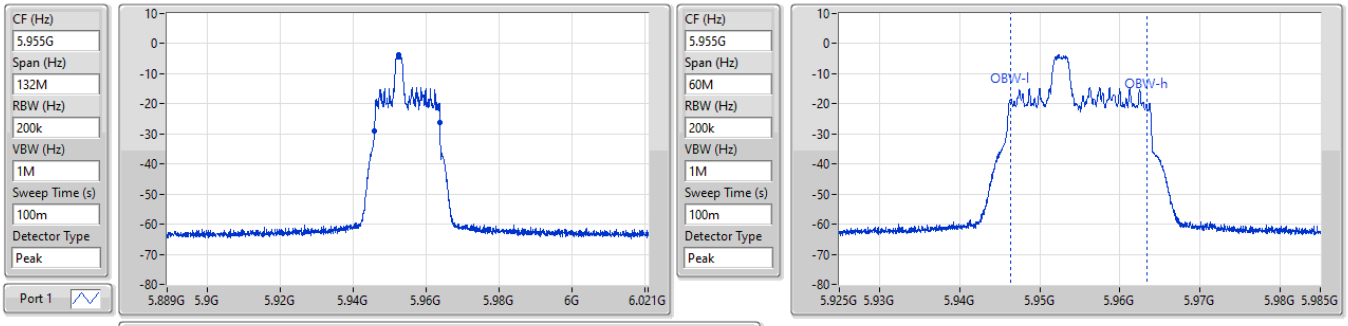

26dB(Hz)	Fl-26dB(Hz)	Fh-26dB(Hz)	OBW(Hz)	Fl-OBW(Hz)	Fh-OBW(Hz)	Limit(Hz)	Port
18.018M	5.945892G	5.96391G	16.924M	5.946388G	5.963312G	Inf	1

5.925-6.425GHz_802.11ax HEW20_RU26_Index3_20MHz_Nss1,(MCS0)_1TX **EBW**

6175MHz

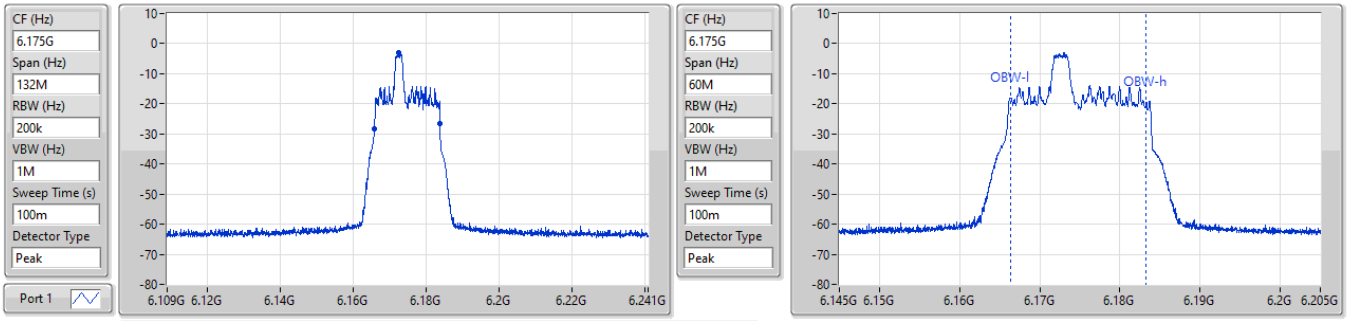

26dB(Hz)	Fl-26dB(Hz)	Fh-26dB(Hz)	OBW(Hz)	Fl-OBW(Hz)	Fh-OBW(Hz)	Limit(Hz)	Port
18.018M	6.165892G	6.18391G	16.922M	6.166383G	6.183305G	Inf	1

5.925-6.425GHz_802.11ax HEW20_RU26_Index3_20MHz_Nss1,(MCS0)_1TX **EBW**

6415MHz

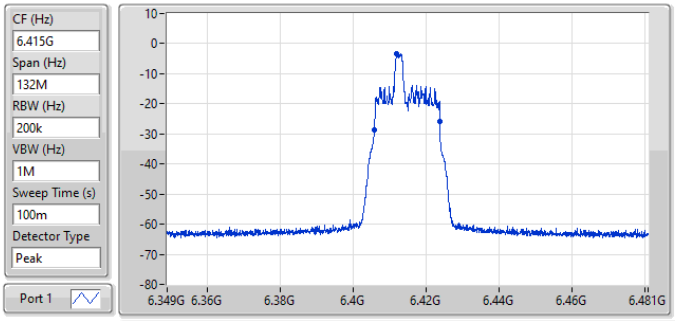

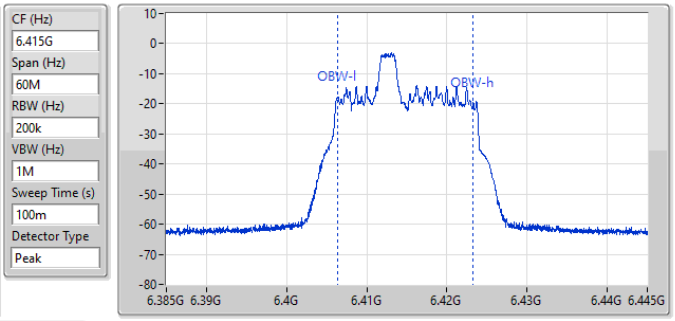

26dB(Hz)	Fl-26dB(Hz)	Fh-26dB(Hz)	OBW(Hz)	Fl-OBW(Hz)	Fh-OBW(Hz)	Limit(Hz)	Port
18.018M	6.405892G	6.42391G	16.911M	6.406384G	6.423295G	Inf	1

6.425-6.525GHz_802.11ax HEW20_RU26_Index3_20MHz_Nss1,(MCS0)_1TX **EBW**

6435MHz

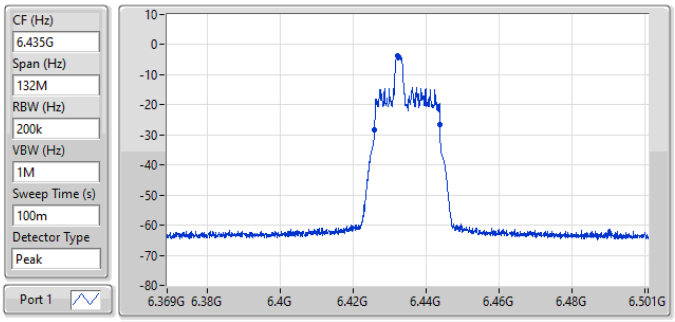

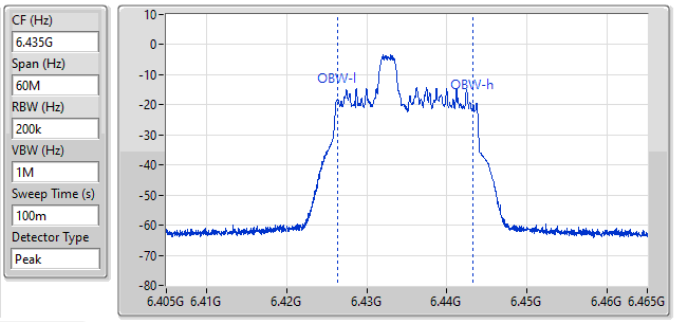

26dB(Hz)	Fl-26dB(Hz)	Fh-26dB(Hz)	OBW(Hz)	Fl-OBW(Hz)	Fh-OBW(Hz)	Limit(Hz)	Port
18.018M	6.425892G	6.44391G	16.933M	6.426371G	6.443304G	Inf	1

6.425-6.525GHz_802.11ax HEW20_RU26_Index3_20MHz_Nss1,(MCS0)_1TX **EBW**

6475MHz

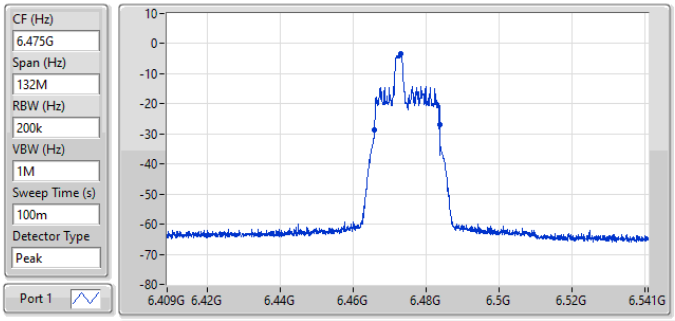

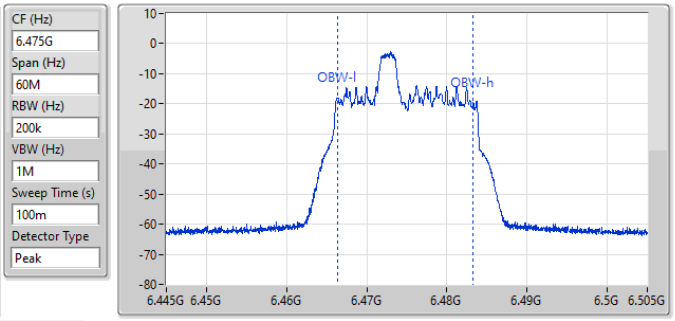

26dB(Hz)	Fl-26dB(Hz)	Fh-26dB(Hz)	OBW(Hz)	Fl-OBW(Hz)	Fh-OBW(Hz)	Limit(Hz)	Port
18.018M	6.465892G	6.48391G	16.919M	6.46638G	6.4833G	Inf	1

6.425-6.525GHz_802.11ax HEW20_RU26_Index3_20MHz_Nss1,(MCS0)_1TX **EBW**

6515MHz

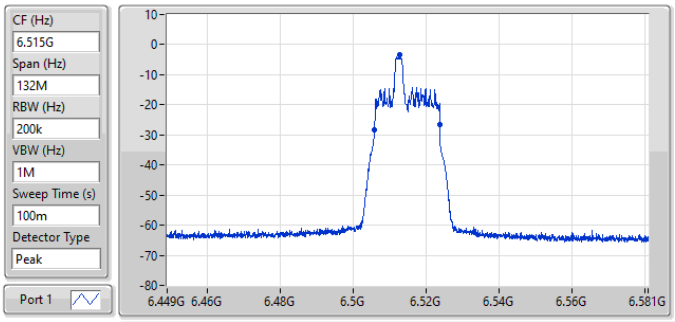

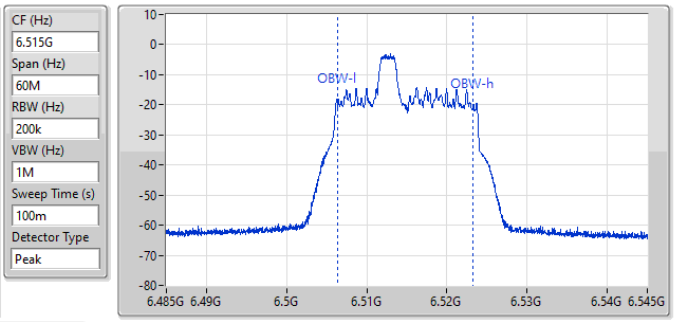

26dB(Hz)	Fl-26dB(Hz)	Fh-26dB(Hz)	OBW(Hz)	Fl-OBW(Hz)	Fh-OBW(Hz)	Limit(Hz)	Port
18.018M	6.505892G	6.52391G	16.92M	6.506377G	6.523297G	Inf	1

6.525-6.875GHz_802.11ax HEW20_RU26_Index3_20MHz_Nss1,(MCS0)_1TX **EBW**

6535MHz

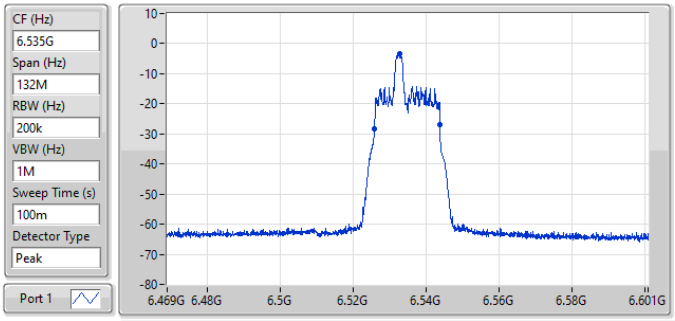

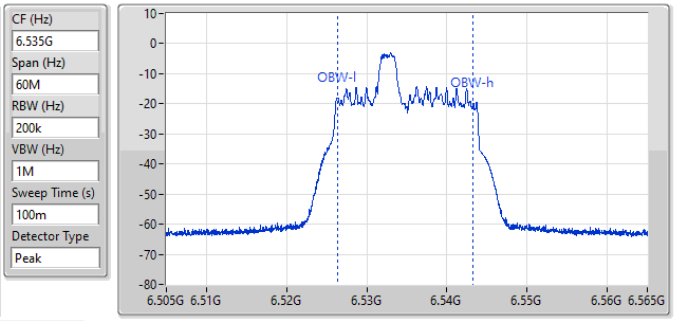

26dB(Hz)	Fl-26dB(Hz)	Fh-26dB(Hz)	OBW(Hz)	Fl-OBW(Hz)	Fh-OBW(Hz)	Limit(Hz)	Port
18.018M	6.525892G	6.54391G	16.905M	6.526385G	6.54329G	Inf	1

6.525-6.875GHz_802.11ax HEW20_RU26_Index3_20MHz_Nss1,(MCS0)_1TX **EBW**

6715MHz

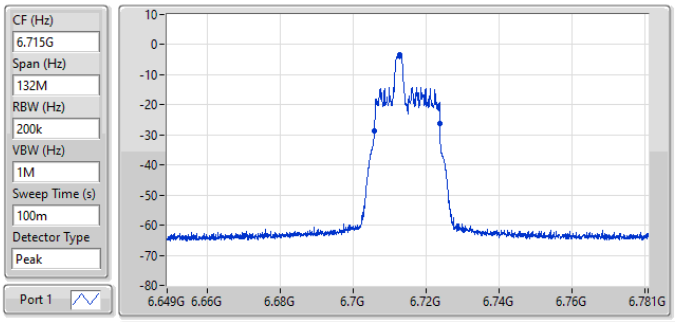

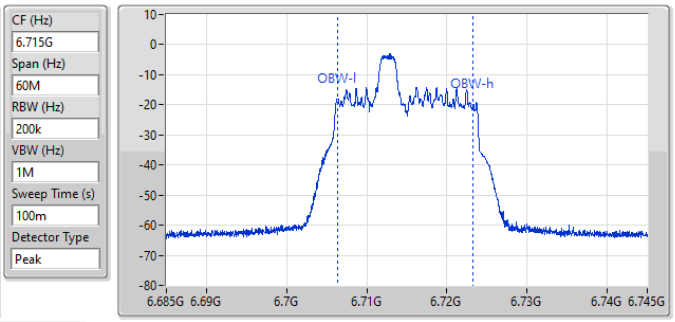

26dB(Hz)	Fl-26dB(Hz)	Fh-26dB(Hz)	OBW(Hz)	Fl-OBW(Hz)	Fh-OBW(Hz)	Limit(Hz)	Port
18.018M	6.705892G	6.72391G	16.918M	6.706378G	6.723296G	Inf	1

6.525-6.875GHz_802.11ax HEW20_RU26_Index3_20MHz_Nss1,(MCS0)_1TX **EBW**

6855MHz

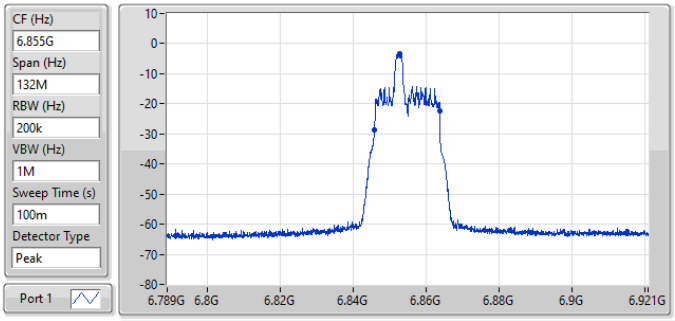

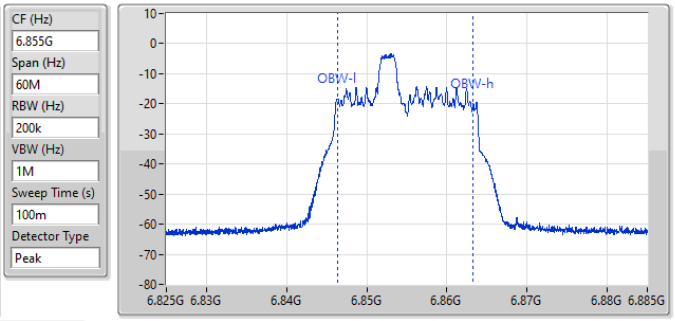

26dB(Hz)	Fl-26dB(Hz)	Fh-26dB(Hz)	OBW(Hz)	Fl-OBW(Hz)	Fh-OBW(Hz)	Limit(Hz)	Port
17.952M	6.845892G	6.863844G	16.914M	6.846383G	6.863296G	Inf	1

6.525-6.875GHz_802.11ax HEW20_RU26_Index3_20MHz_Nss1,(MCS0)_1TX **EBW**

6875MHz Straddle 6.525-6.875GHz

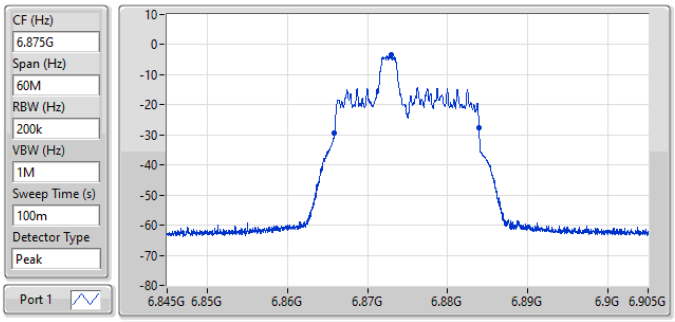

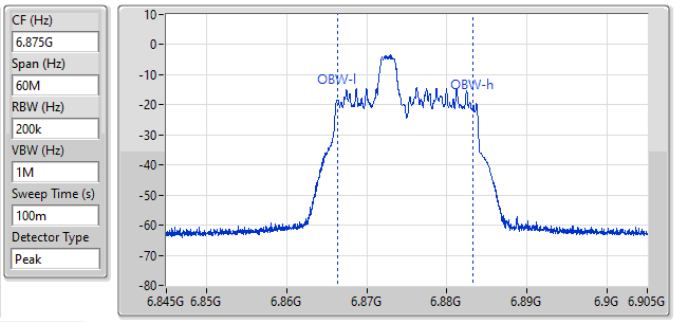

26dB(Hz)	Fl-26dB(Hz)	Fh-26dB(Hz)	OBW(Hz)	Fl-OBW(Hz)	Fh-OBW(Hz)	Limit(Hz)	Port
18.03M	6.86588G	6.88391G	16.92M	6.866377G	6.883298G	Inf	1

6.875-7.125GHz_802.11ax HEW20_RU26_Index3_20MHz_Nss1,(MCS0)_1TX **EBW**

6895MHz

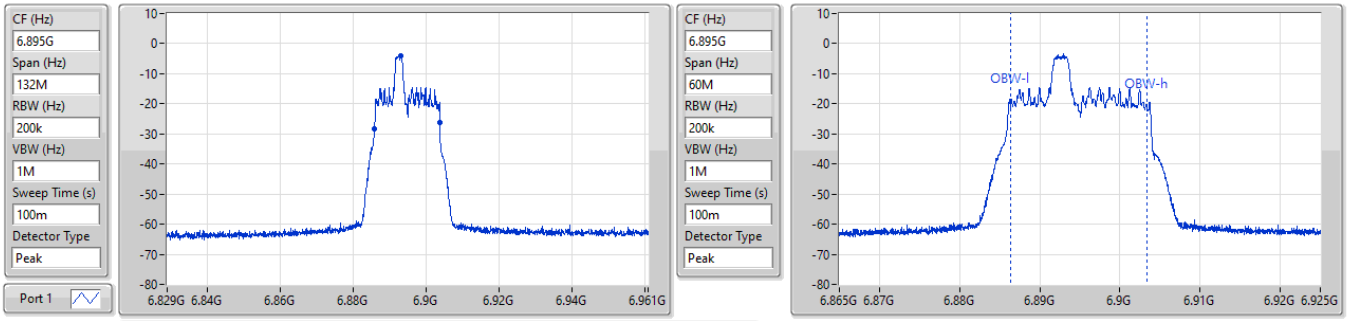

26dB(Hz)	Fl-26dB(Hz)	Fh-26dB(Hz)	OBW(Hz)	Fl-OBW(Hz)	Fh-OBW(Hz)	Limit(Hz)	Port
18.018M	6.885892G	6.90391G	16.938M	6.88637G	6.903308G	Inf	1

6.875-7.125GHz_802.11ax HEW20_RU26_Index3_20MHz_Nss1,(MCS0)_1TX **EBW**

7015MHz

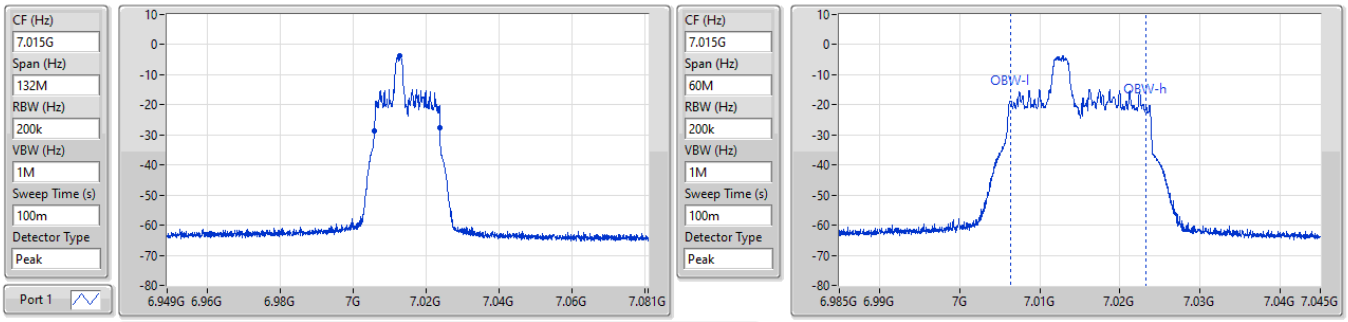

26dB(Hz)	Fl-26dB(Hz)	Fh-26dB(Hz)	OBW(Hz)	Fl-OBW(Hz)	Fh-OBW(Hz)	Limit(Hz)	Port
18.018M	7.005892G	7.02391G	16.905M	7.006371G	7.023276G	Inf	1

6.875-7.125GHz_802.11ax HEW20_RU26_Index3_20MHz_Nss1,(MCS0)_1TX **EBW**

7095MHz

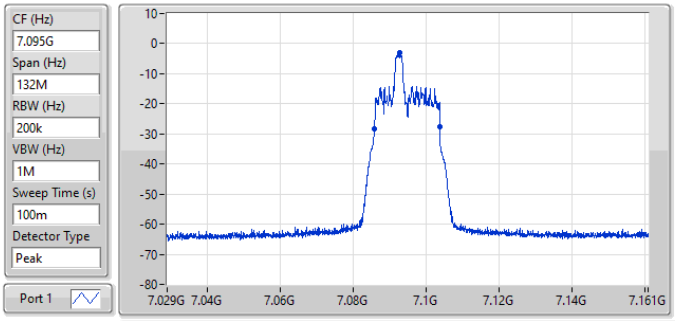

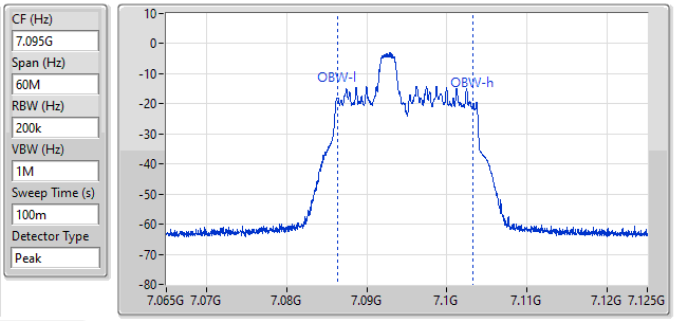

26dB(Hz)	Fl-26dB(Hz)	Fh-26dB(Hz)	OBW(Hz)	Fl-OBW(Hz)	Fh-OBW(Hz)	Limit(Hz)	Port
18.018M	7.085892G	7.10391G	16.908M	7.086371G	7.10328G	Inf	1

6.875-7.125GHz_802.11ax HEW20_RU26_Index3_20MHz_Nss1,(MCS0)_1TX **EBW**

7115MHz

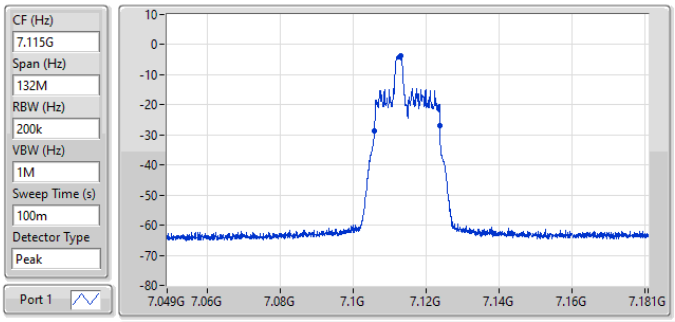

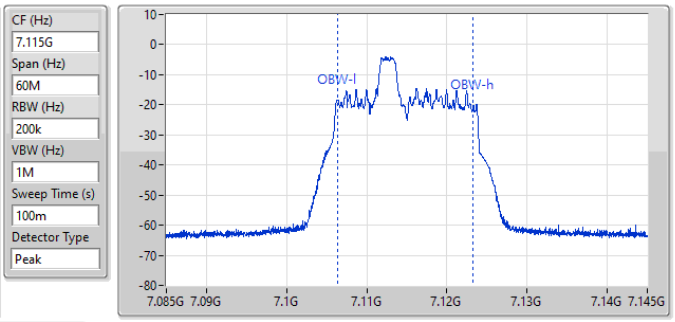

26dB(Hz)	Fl-26dB(Hz)	Fh-26dB(Hz)	OBW(Hz)	Fl-OBW(Hz)	Fh-OBW(Hz)	Limit(Hz)	Port
18.018M	7.105892G	7.12391G	16.927M	7.106368G	7.123294G	Inf	1

5.925-6.425GHz_802.11ax HEW20_RU52_Index38_20MHz_Nss1,(MCS0)_1TX **EBW**

5955MHz

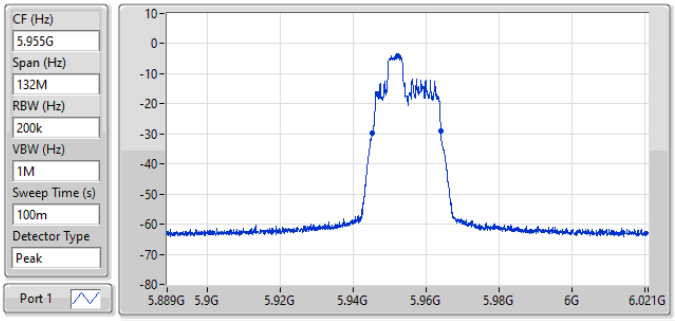

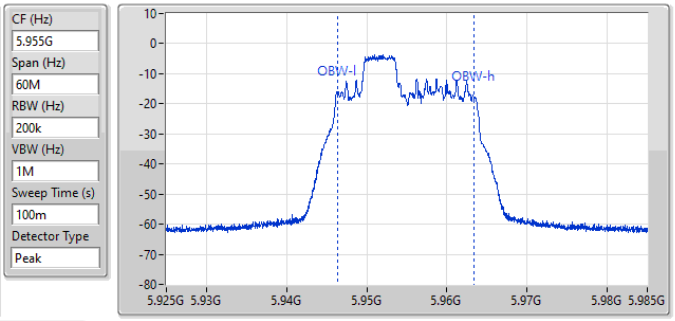

26dB(Hz)	Fl-26dB(Hz)	Fh-26dB(Hz)	OBW(Hz)	Fl-OBW(Hz)	Fh-OBW(Hz)	Limit(Hz)	Port
18.744M	5.945364G	5.964108G	16.96M	5.946348G	5.963308G	Inf	1

5.925-6.425GHz_802.11ax HEW20_RU52_Index38_20MHz_Nss1,(MCS0)_1TX **EBW**

6175MHz

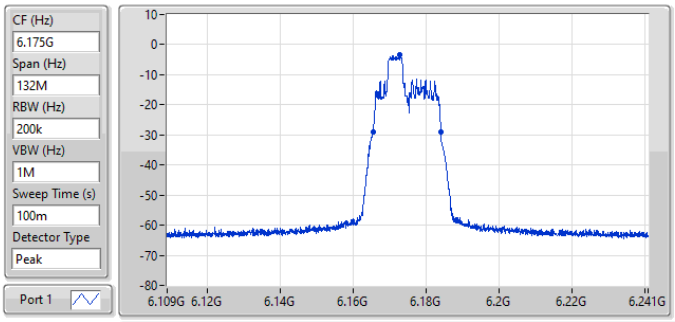

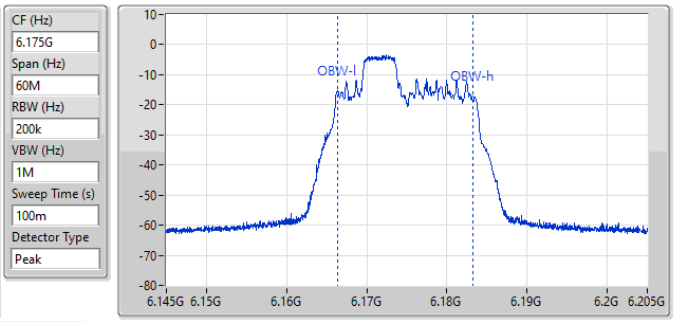

26dB(Hz)	Fl-26dB(Hz)	Fh-26dB(Hz)	OBW(Hz)	Fl-OBW(Hz)	Fh-OBW(Hz)	Limit(Hz)	Port
18.678M	6.16543G	6.184108G	16.951M	6.166346G	6.183297G	Inf	1

5.925-6.425GHz_802.11ax HEW20_RU52_Index38_20MHz_Nss1,(MCS0)_1TX **EBW**

6415MHz

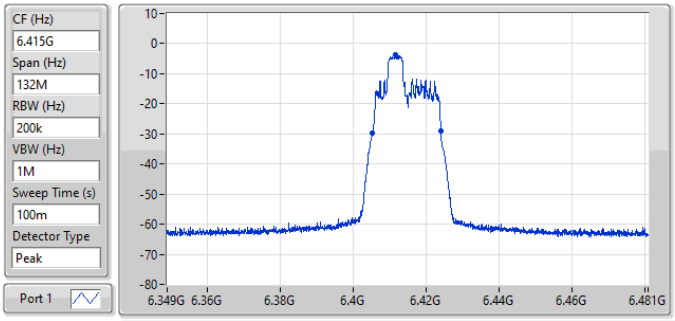

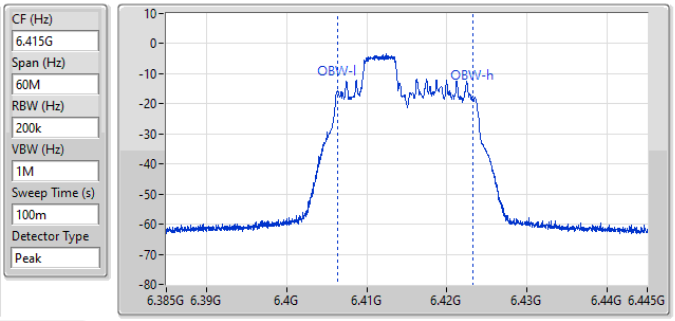

26dB(Hz)	Fl-26dB(Hz)	Fh-26dB(Hz)	OBW(Hz)	Fl-OBW(Hz)	Fh-OBW(Hz)	Limit(Hz)	Port
18.744M	6.405364G	6.424108G	16.946M	6.406344G	6.423289G	Inf	1

6.425-6.525GHz_802.11ax HEW20_RU52_Index38_20MHz_Nss1,(MCS0)_1TX **EBW**

6435MHz

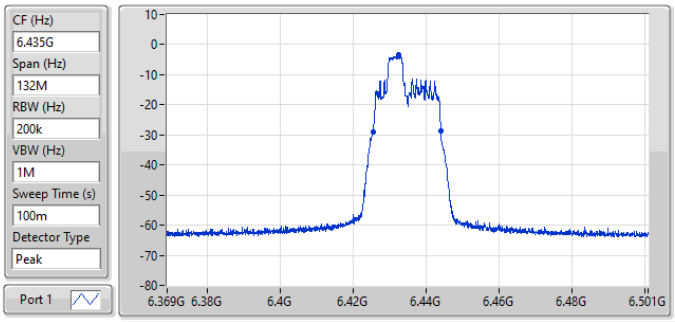

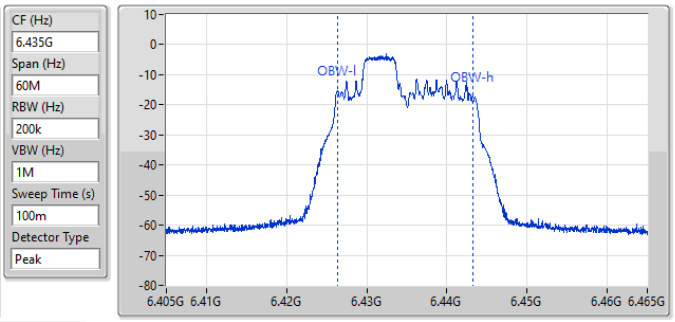

26dB(Hz)	Fl-26dB(Hz)	Fh-26dB(Hz)	OBW(Hz)	Fl-OBW(Hz)	Fh-OBW(Hz)	Limit(Hz)	Port
18.678M	6.42543G	6.444108G	16.96M	6.426337G	6.443297G	Inf	1

6.425-6.525GHz_802.11ax HEW20_RU52_Index38_20MHz_Nss1,(MCS0)_1TX **EBW**

6475MHz

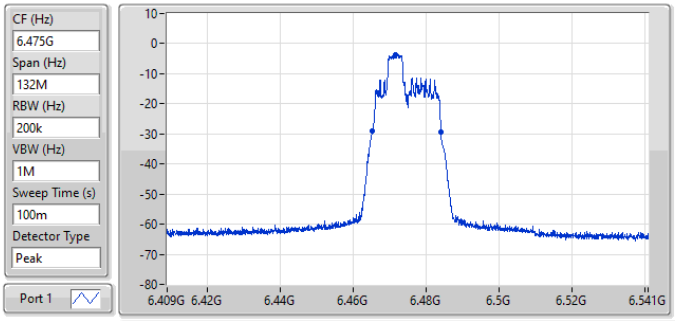

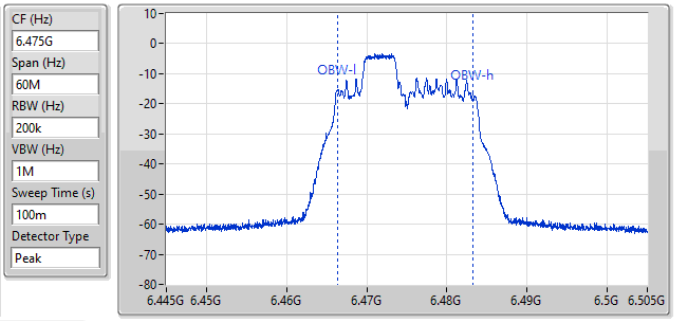

26dB(Hz)	Fl-26dB(Hz)	Fh-26dB(Hz)	OBW(Hz)	Fl-OBW(Hz)	Fh-OBW(Hz)	Limit(Hz)	Port
18.744M	6.465364G	6.484108G	16.964M	6.46634G	6.483303G	Inf	1

6.425-6.525GHz_802.11ax HEW20_RU52_Index38_20MHz_Nss1,(MCS0)_1TX **EBW**

6515MHz

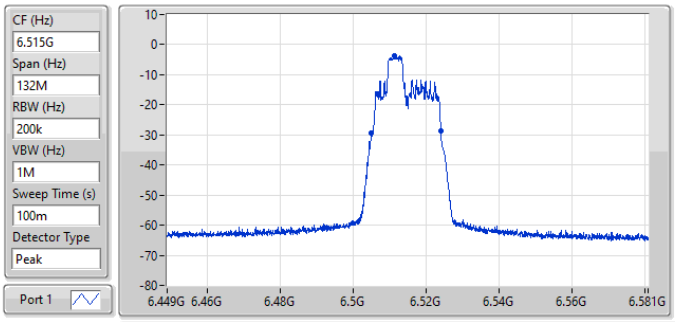

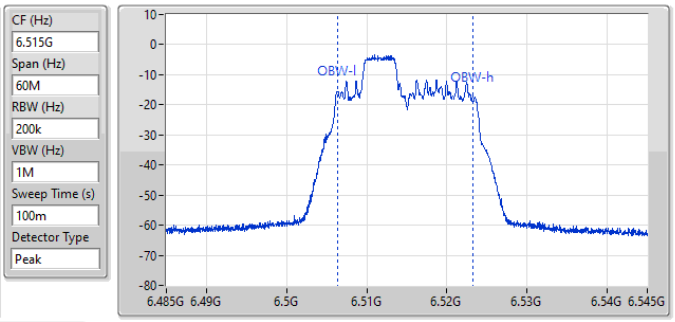

26dB(Hz)	Fl-26dB(Hz)	Fh-26dB(Hz)	OBW(Hz)	Fl-OBW(Hz)	Fh-OBW(Hz)	Limit(Hz)	Port
19.008M	6.5051G	6.524108G	16.963M	6.506335G	6.523298G	Inf	1

6.525-6.875GHz_802.11ax HEW20_RU52_Index38_20MHz_Nss1,(MCS0)_1TX **EBW**

6535MHz

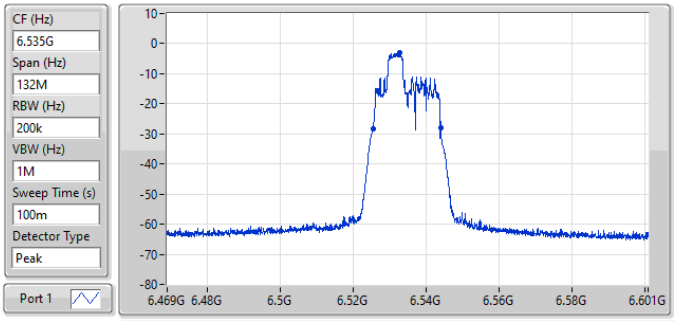

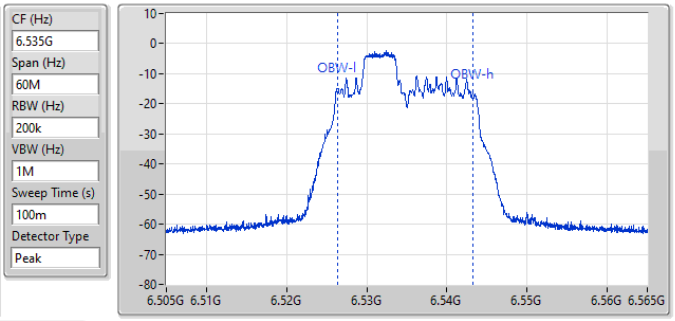

26dB(Hz)	Fl-26dB(Hz)	Fh-26dB(Hz)	OBW(Hz)	Fl-OBW(Hz)	Fh-OBW(Hz)	Limit(Hz)	Port
18.678M	6.52543G	6.544108G	16.957M	6.526343G	6.5433G	Inf	1

6.525-6.875GHz_802.11ax HEW20_RU52_Index38_20MHz_Nss1,(MCS0)_1TX **EBW**

6715MHz

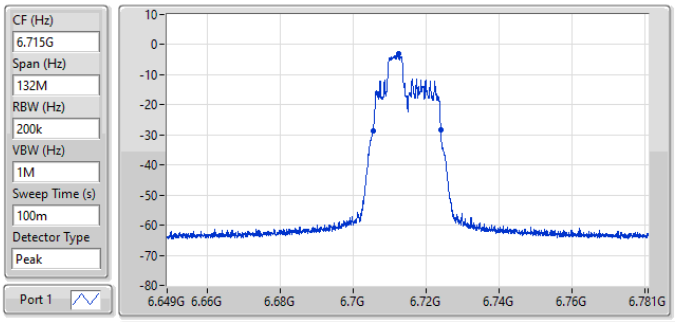

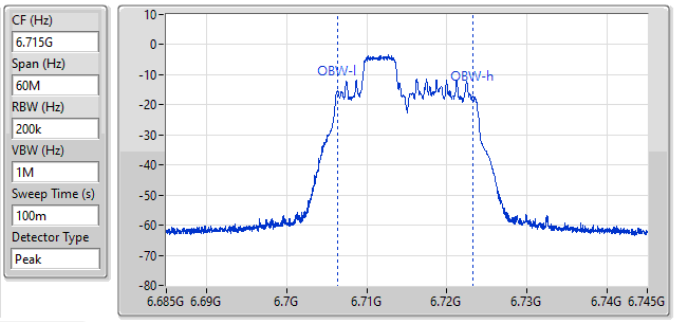

26dB(Hz)	Fl-26dB(Hz)	Fh-26dB(Hz)	OBW(Hz)	Fl-OBW(Hz)	Fh-OBW(Hz)	Limit(Hz)	Port
18.612M	6.705496G	6.724108G	16.952M	6.706338G	6.723291G	Inf	1

6.525-6.875GHz_802.11ax HEW20_RU52_Index38_20MHz_Nss1,(MCS0)_1TX **EBW**

6855MHz

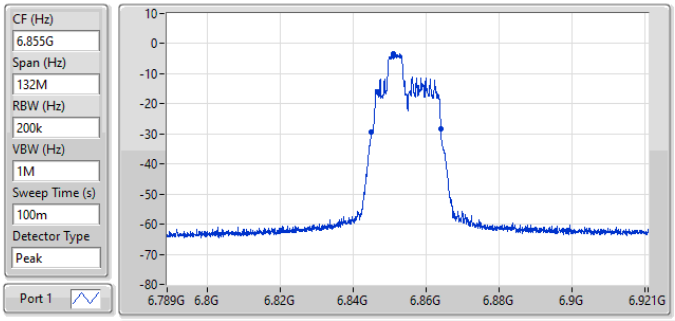

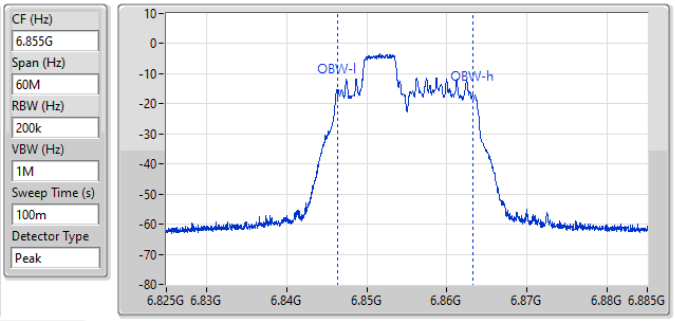

26dB(Hz)	Fl-26dB(Hz)	Fh-26dB(Hz)	OBW(Hz)	Fl-OBW(Hz)	Fh-OBW(Hz)	Limit(Hz)	Port
19.074M	6.845034G	6.864108G	16.967M	6.846339G	6.863306G	Inf	1

6.525-6.875GHz_802.11ax HEW20_RU52_Index38_20MHz_Nss1,(MCS0)_1TX **EBW**

6875MHz Straddle 6.525-6.875GHz

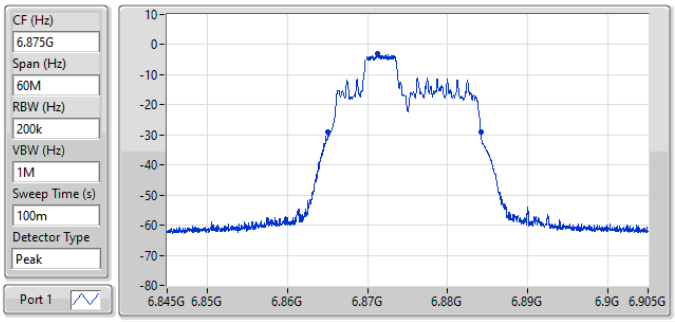

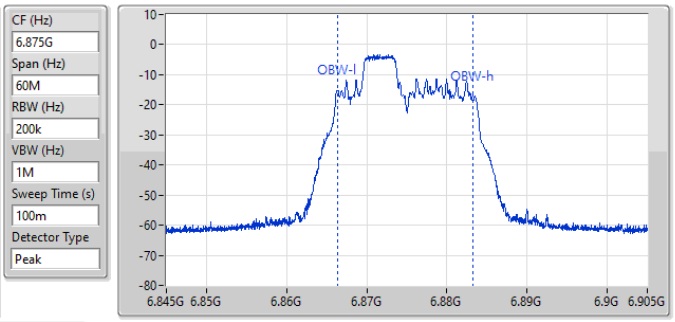

26dB(Hz)	Fl-26dB(Hz)	Fh-26dB(Hz)	OBW(Hz)	Fl-OBW(Hz)	Fh-OBW(Hz)	Limit(Hz)	Port
19.02M	6.8651G	6.88412G	16.963M	6.866338G	6.883301G	Inf	1

6.875-7.125GHz_802.11ax HEW20_RU52_Index38_20MHz_Nss1,(MCS0)_1TX **EBW**

6895MHz

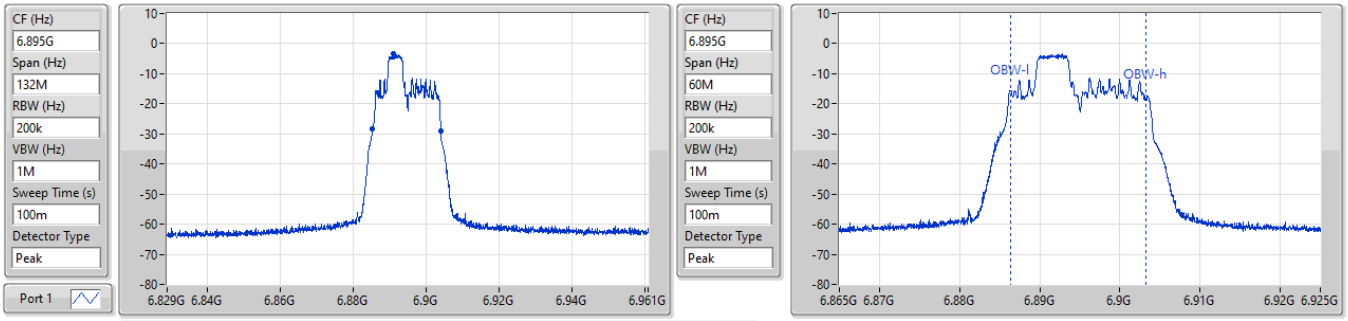

26dB(Hz)	Fl-26dB(Hz)	Fh-26dB(Hz)	OBW(Hz)	Fl-OBW(Hz)	Fh-OBW(Hz)	Limit(Hz)	Port
18.744M	6.885364G	6.904108G	16.934M	6.886347G	6.903281G	Inf	1

6.875-7.125GHz_802.11ax HEW20_RU52_Index38_20MHz_Nss1,(MCS0)_1TX **EBW**

7015MHz

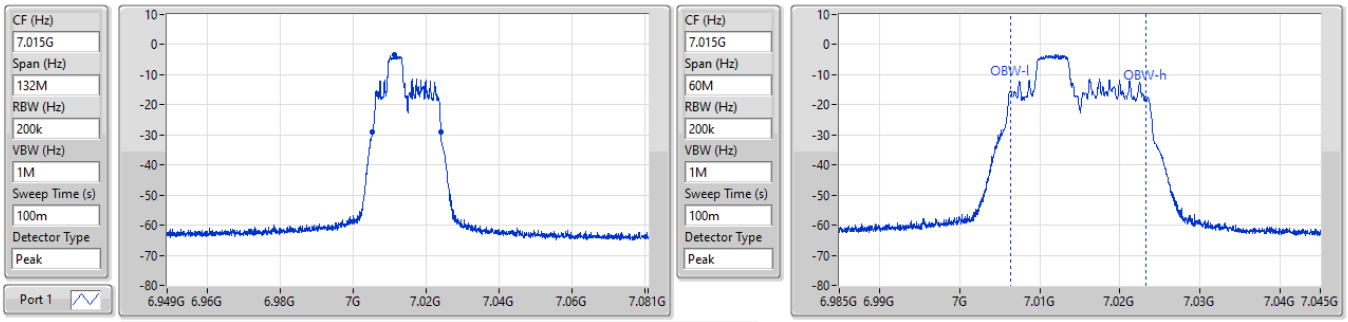

26dB(Hz)	Fl-26dB(Hz)	Fh-26dB(Hz)	OBW(Hz)	Fl-OBW(Hz)	Fh-OBW(Hz)	Limit(Hz)	Port
18.744M	7.005364G	7.024108G	16.913M	7.006347G	7.023261G	Inf	1

6.875-7.125GHz_802.11ax HEW20_RU52_Index38_20MHz_Nss1,(MCS0)_1TX **EBW**

7095MHz

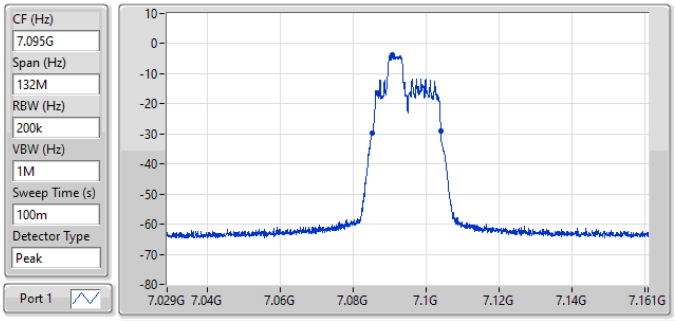

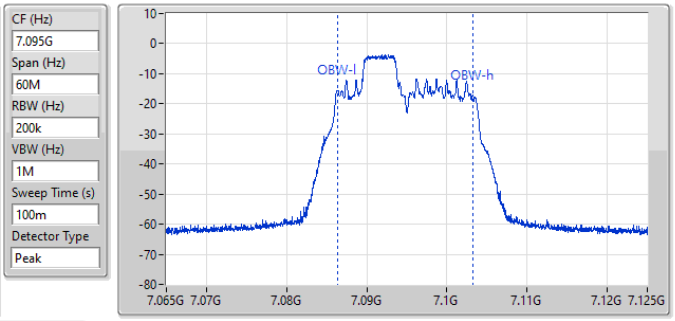

26dB(Hz)	Fl-26dB(Hz)	Fh-26dB(Hz)	OBW(Hz)	Fl-OBW(Hz)	Fh-OBW(Hz)	Limit(Hz)	Port
18.81M	7.085298G	7.104108G	16.934M	7.086339G	7.103273G	Inf	1

6.875-7.125GHz_802.11ax HEW20_RU52_Index38_20MHz_Nss1,(MCS0)_1TX **EBW**

7115MHz

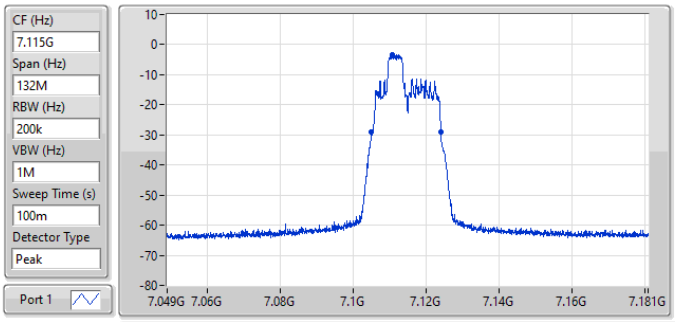

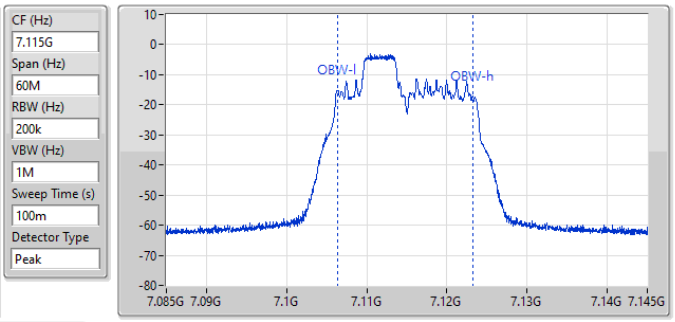

26dB(Hz)	Fl-26dB(Hz)	Fh-26dB(Hz)	OBW(Hz)	Fl-OBW(Hz)	Fh-OBW(Hz)	Limit(Hz)	Port
19.074M	7.105034G	7.124108G	16.941M	7.10634G	7.123281G	Inf	1

5.925-6.425GHz_802.11ax HEW20_RU106_Index53_20MHz_Nss1,(MCS0)_1TX **EBW**

5955MHz

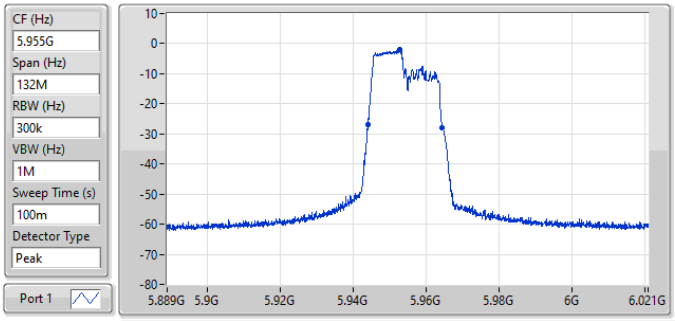

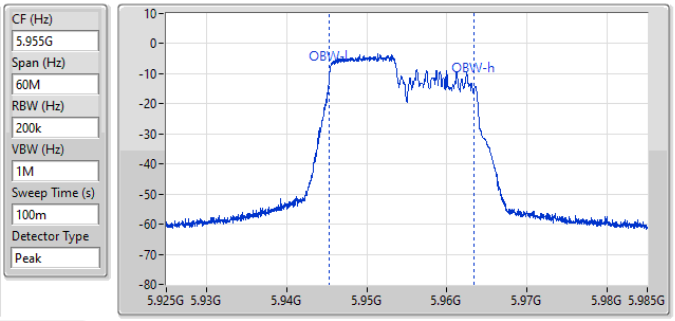

26dB(Hz)	Fl-26dB(Hz)	Fh-26dB(Hz)	OBW(Hz)	Fl-OBW(Hz)	Fh-OBW(Hz)	Limit(Hz)	Port
20.526M	5.944044G	5.96457G	18.084M	5.945317G	5.963401G	Inf	1

5.925-6.425GHz_802.11ax HEW20_RU106_Index53_20MHz_Nss1,(MCS0)_1TX **EBW**

6175MHz

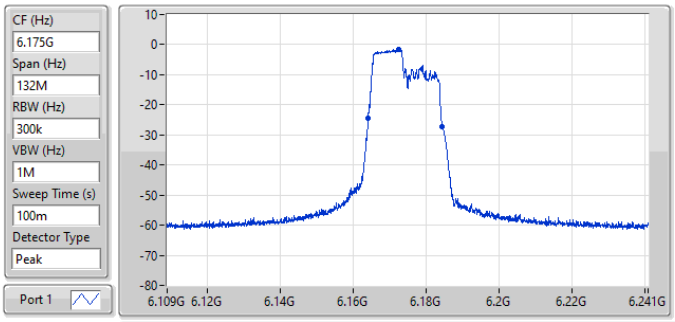

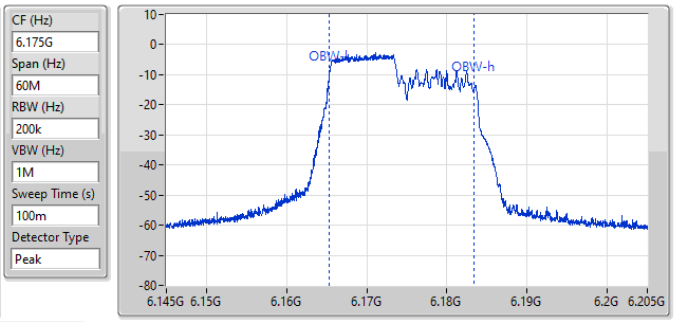

26dB(Hz)	Fl-26dB(Hz)	Fh-26dB(Hz)	OBW(Hz)	Fl-OBW(Hz)	Fh-OBW(Hz)	Limit(Hz)	Port
20.526M	6.164044G	6.18457G	18.092M	6.165307G	6.183399G	Inf	1

5.925-6.425GHz_802.11ax HEW20_RU106_Index53_20MHz_Nss1,(MCS0)_1TX **EBW**

6415MHz

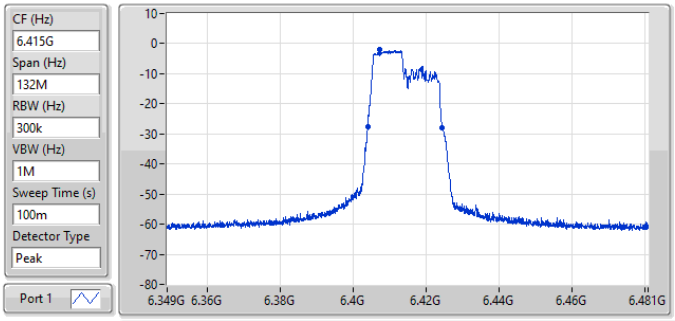

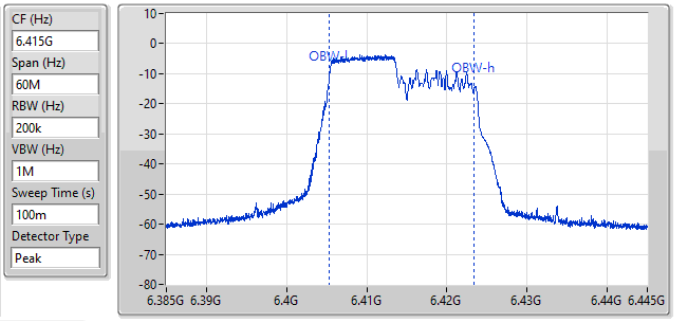

26dB(Hz)	Fl-26dB(Hz)	Fh-26dB(Hz)	OBW(Hz)	Fl-OBW(Hz)	Fh-OBW(Hz)	Limit(Hz)	Port
20.526M	6.404044G	6.42457G	18.079M	6.405309G	6.423388G	Inf	1

6.425-6.525GHz_802.11ax HEW20_RU106_Index53_20MHz_Nss1,(MCS0)_1TX **EBW**

6435MHz

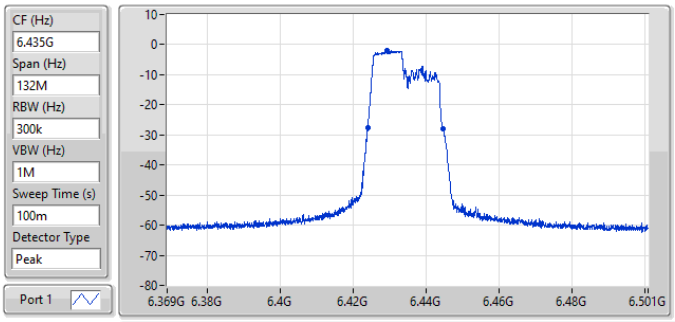

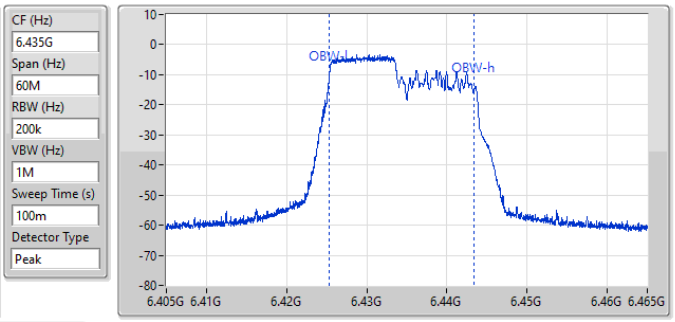

26dB(Hz)	Fl-26dB(Hz)	Fh-26dB(Hz)	OBW(Hz)	Fl-OBW(Hz)	Fh-OBW(Hz)	Limit(Hz)	Port
20.592M	6.424044G	6.444636G	18.094M	6.425305G	6.443399G	Inf	1

6.425-6.525GHz_802.11ax HEW20_RU106_Index53_20MHz_Nss1,(MCS0)_1TX **EBW**

6475MHz

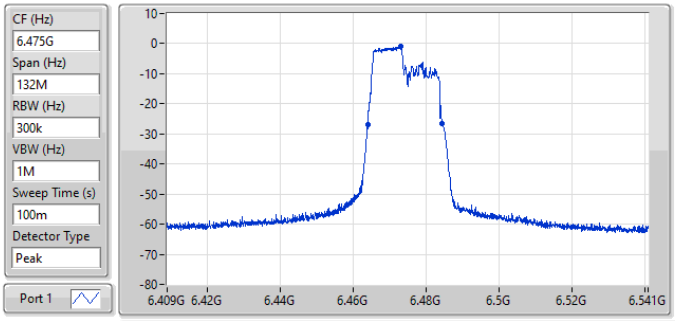

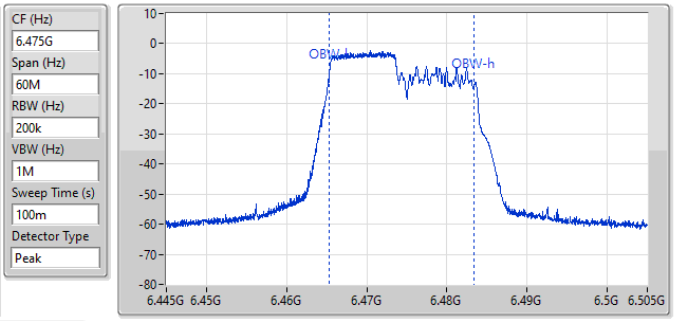

26dB(Hz)	Fl-26dB(Hz)	Fh-26dB(Hz)	OBW(Hz)	Fl-OBW(Hz)	Fh-OBW(Hz)	Limit(Hz)	Port
20.526M	6.464044G	6.48457G	18.101M	6.465306G	6.483407G	Inf	1

6.425-6.525GHz_802.11ax HEW20_RU106_Index53_20MHz_Nss1,(MCS0)_1TX **EBW**

6515MHz

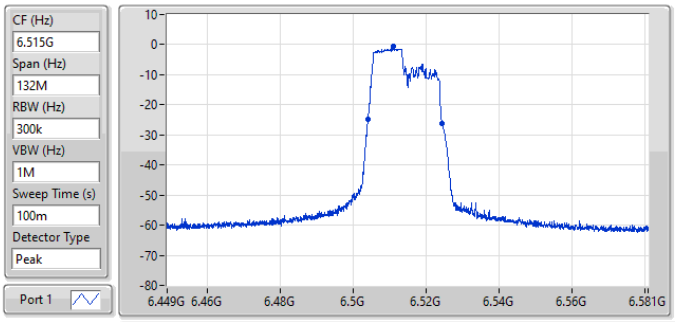

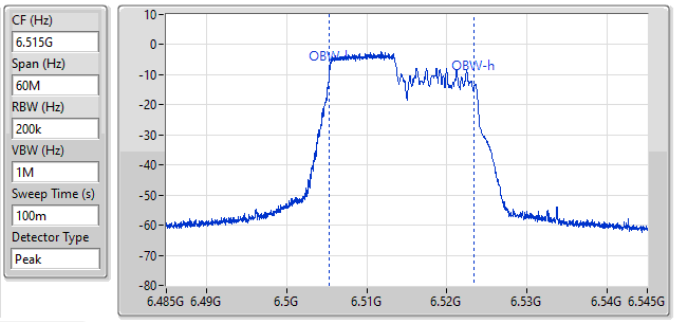

26dB(Hz)	Fl-26dB(Hz)	Fh-26dB(Hz)	OBW(Hz)	Fl-OBW(Hz)	Fh-OBW(Hz)	Limit(Hz)	Port
20.46M	6.503978G	6.524438G	18.097M	6.505304G	6.523401G	Inf	1

6.525-6.875GHz_802.11ax HEW20_RU106_Index53_20MHz_Nss1,(MCS0)_1TX **EBW**

6535MHz

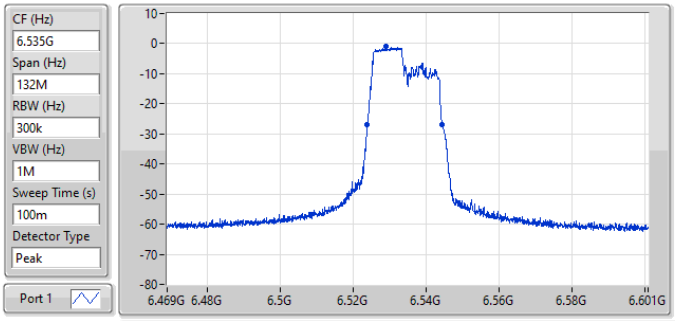

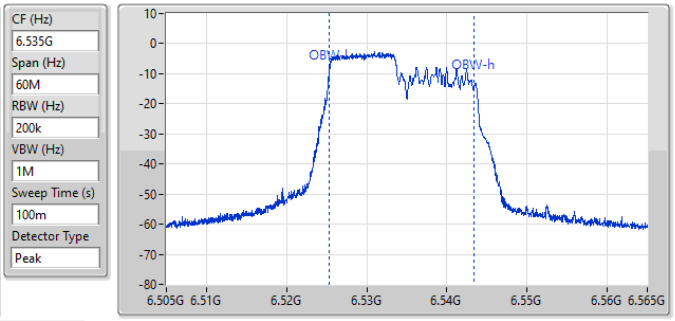

26dB(Hz)	Fl-26dB(Hz)	Fh-26dB(Hz)	OBW(Hz)	Fl-OBW(Hz)	Fh-OBW(Hz)	Limit(Hz)	Port
20.658M	6.523846G	6.544504G	18.089M	6.525308G	6.543397G	Inf	1

6.525-6.875GHz_802.11ax HEW20_RU106_Index53_20MHz_Nss1,(MCS0)_1TX **EBW**

6715MHz

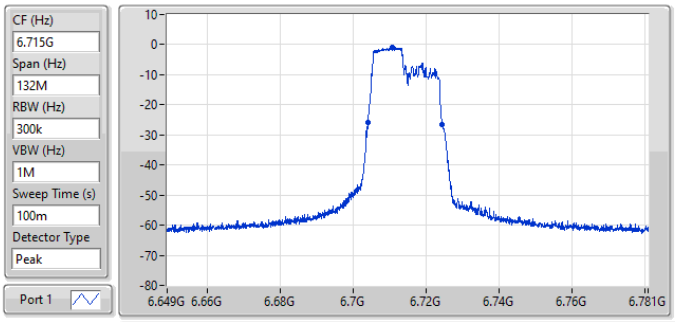

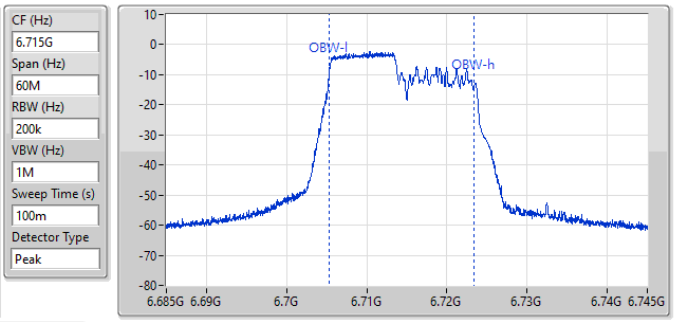

26dB(Hz)	Fl-26dB(Hz)	Fh-26dB(Hz)	OBW(Hz)	Fl-OBW(Hz)	Fh-OBW(Hz)	Limit(Hz)	Port
20.46M	6.704044G	6.724504G	18.092M	6.705304G	6.723396G	Inf	1

6.525-6.875GHz_802.11ax HEW20_RU106_Index53_20MHz_Nss1,(MCS0)_1TX **EBW**

6855MHz

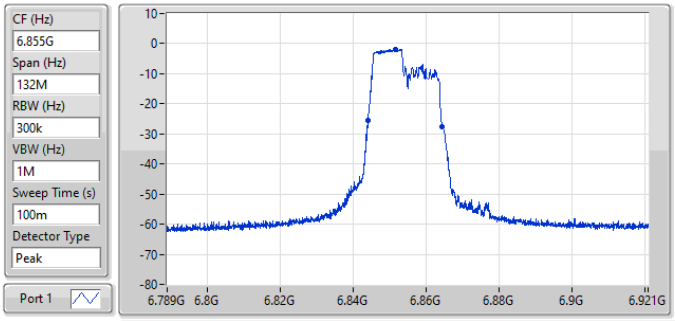

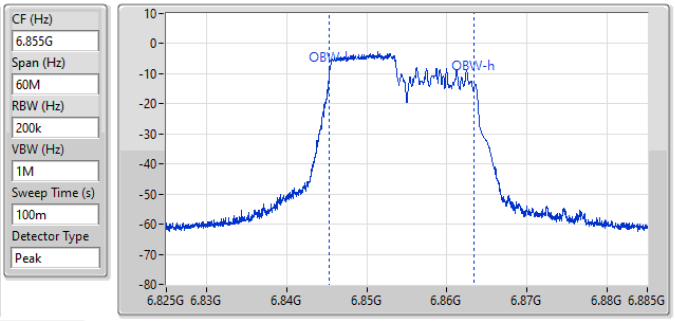

26dB(Hz)	Fl-26dB(Hz)	Fh-26dB(Hz)	OBW(Hz)	Fl-OBW(Hz)	Fh-OBW(Hz)	Limit(Hz)	Port
20.592M	6.843978G	6.86457G	18.085M	6.845314G	6.863399G	Inf	1

6.525-6.875GHz_802.11ax HEW20_RU106_Index53_20MHz_Nss1,(MCS0)_1TX **EBW**

6875MHz Straddle 6.525-6.875GHz

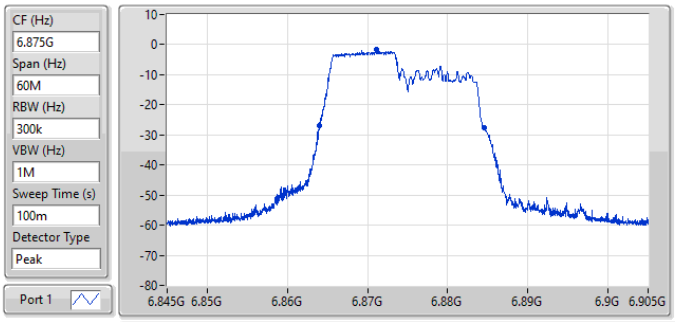

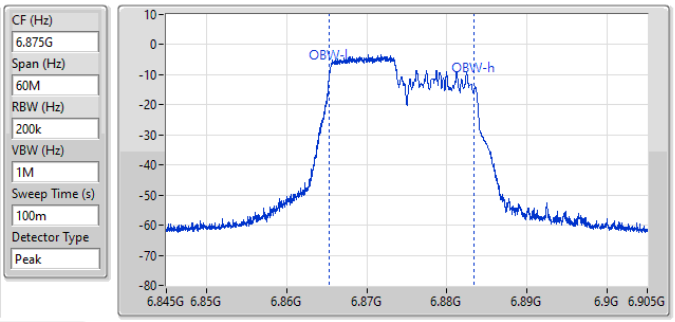

26dB(Hz)	Fl-26dB(Hz)	Fh-26dB(Hz)	OBW(Hz)	Fl-OBW(Hz)	Fh-OBW(Hz)	Limit(Hz)	Port
20.55M	6.86396G	6.88451G	18.093M	6.865311G	6.883403G	Inf	1

6.875-7.125GHz_802.11ax HEW20_RU106_Index53_20MHz_Nss1,(MCS0)_1TX **EBW**

6895MHz

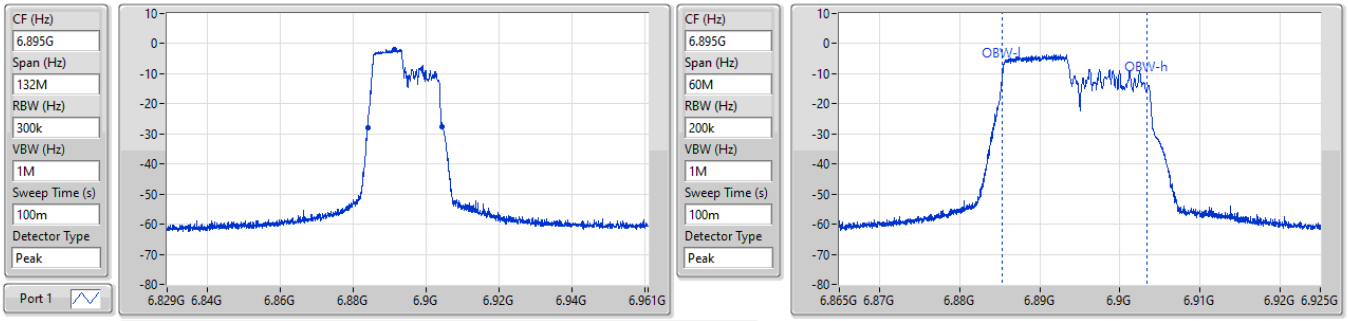

26dB(Hz)	Fl-26dB(Hz)	Fh-26dB(Hz)	OBW(Hz)	Fl-OBW(Hz)	Fh-OBW(Hz)	Limit(Hz)	Port
20.526M	6.883978G	6.904504G	18.107M	6.885295G	6.903402G	Inf	1

6.875-7.125GHz_802.11ax HEW20_RU106_Index53_20MHz_Nss1,(MCS0)_1TX **EBW**

7015MHz

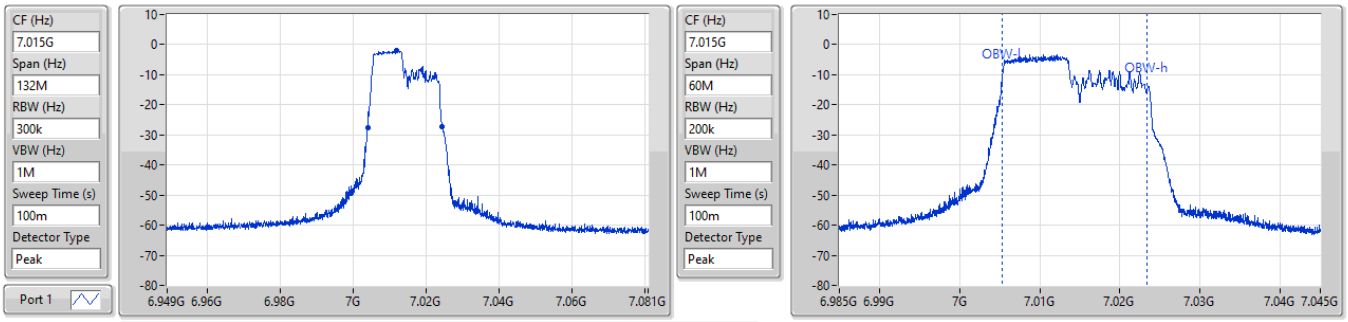

26dB(Hz)	Fl-26dB(Hz)	Fh-26dB(Hz)	OBW(Hz)	Fl-OBW(Hz)	Fh-OBW(Hz)	Limit(Hz)	Port
20.526M	7.003978G	7.024504G	18.078M	7.005304G	7.023383G	Inf	1

6.875-7.125GHz_802.11ax HEW20_RU106_Index53_20MHz_Nss1,(MCS0)_1TX **EBW**

7095MHz

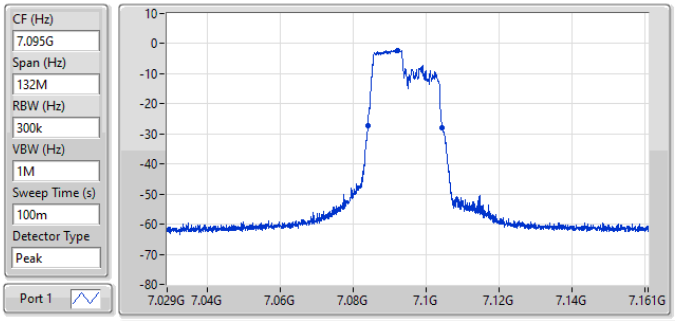

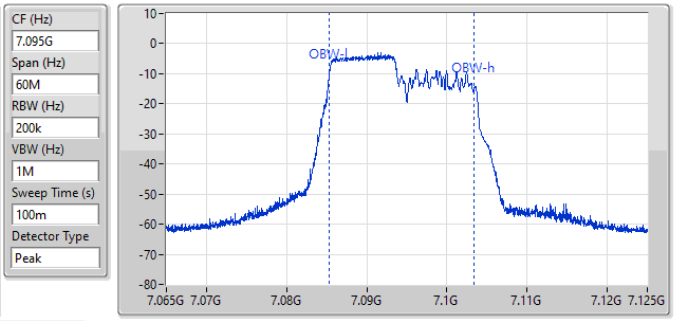

26dB(Hz)	Fl-26dB(Hz)	Fh-26dB(Hz)	OBW(Hz)	Fl-OBW(Hz)	Fh-OBW(Hz)	Limit(Hz)	Port
20.526M	7.084044G	7.10457G	18.083M	7.085292G	7.103374G	Inf	1

6.875-7.125GHz_802.11ax HEW20_RU106_Index53_20MHz_Nss1,(MCS0)_1TX **EBW**

7115MHz

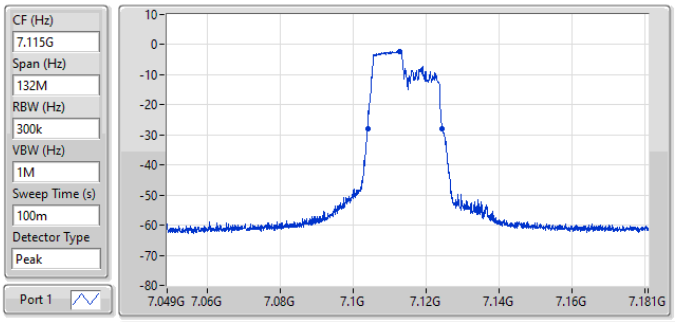

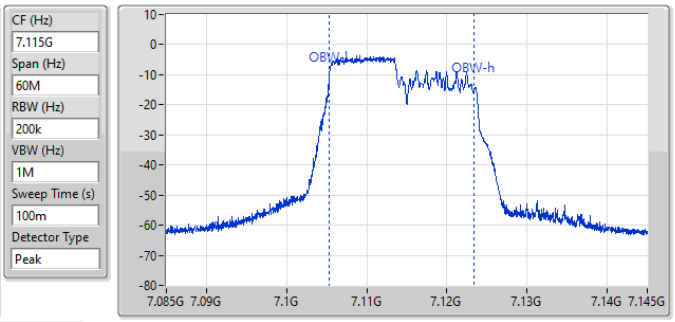

26dB(Hz)	Fl-26dB(Hz)	Fh-26dB(Hz)	OBW(Hz)	Fl-OBW(Hz)	Fh-OBW(Hz)	Limit(Hz)	Port
20.592M	7.103978G	7.12457G	18.079M	7.105314G	7.123393G	Inf	1

Summary

Mode	Total Power (dBm)	Total Power (W)	EIRP (dBm)	EIRP (W)
5.925-6.425GHz	-	-	-	-
802.11ax HEW20_RU26_Index3_20MHz_Nss1,(MCS0)_1TX	-3.02	0.00050	2.18	0.00165
802.11ax HEW20_RU52_Index38_20MHz_Nss1,(MCS0)_1TX	-0.24	0.00095	4.96	0.00313
802.11ax HEW20_RU106_Index53_20MHz_Nss1,(MCS0)_1TX	2.75	0.00188	7.95	0.00624
6.425-6.525GHz	-	-	-	-
802.11ax HEW20_RU26_Index3_20MHz_Nss1,(MCS0)_1TX	-2.67	0.00054	2.53	0.00179
802.11ax HEW20_RU52_Index38_20MHz_Nss1,(MCS0)_1TX	0.05	0.00101	5.25	0.00335
802.11ax HEW20_RU106_Index53_20MHz_Nss1,(MCS0)_1TX	2.80	0.00191	8.00	0.00631
6.525-6.875GHz	-	-	-	-
802.11ax HEW20_RU26_Index3_20MHz_Nss1,(MCS0)_1TX	-2.94	0.00051	2.26	0.00168
802.11ax HEW20_RU52_Index38_20MHz_Nss1,(MCS0)_1TX	-0.04	0.00099	5.16	0.00328
802.11ax HEW20_RU106_Index53_20MHz_Nss1,(MCS0)_1TX	2.76	0.00189	7.96	0.00625
6.875-7.125GHz	-	-	-	-
802.11ax HEW20_RU26_Index3_20MHz_Nss1,(MCS0)_1TX	-2.97	0.00050	2.23	0.00167
802.11ax HEW20_RU52_Index38_20MHz_Nss1,(MCS0)_1TX	-0.14	0.00097	5.06	0.00321
802.11ax HEW20_RU106_Index53_20MHz_Nss1,(MCS0)_1TX	2.62	0.00183	7.82	0.00605

Result

Mode	Result	DG (dBi)	Port 1 (dBm)	Total Power (dBm)	Power Limit (dBm)	EIRP (dBm)	EIRP Limit (dBm)
802.11ax HEW20_RU26_Index3_20MHz_Nss1,(MCS0)_1TX	-	-	-	-	-	-	-
5955MHz	Pass	5.20	-3.02	-3.02	Inf	2.18	24.00
6175MHz	Pass	5.20	-3.07	-3.07	Inf	2.13	24.00
6415MHz	Pass	5.20	-3.29	-3.29	Inf	1.91	24.00
6435MHz	Pass	5.20	-3.07	-3.07	Inf	2.13	24.00
6475MHz	Pass	5.20	-2.67	-2.67	Inf	2.53	24.00
6515MHz	Pass	5.20	-3.07	-3.07	Inf	2.13	24.00
6535MHz	Pass	5.20	-3.19	-3.19	Inf	2.01	24.00
6715MHz	Pass	5.20	-3.26	-3.26	Inf	1.94	24.00
6855MHz	Pass	5.20	-3.2	-3.20	Inf	2.00	24.00
6875MHz Straddle 6.525-6.875GHz	Pass	5.20	-2.94	-2.94	Inf	2.26	24.00
6895MHz	Pass	5.20	-3.06	-3.06	Inf	2.14	24.00
7015MHz	Pass	5.20	-3.28	-3.28	Inf	1.92	24.00
7095MHz	Pass	5.20	-2.97	-2.97	Inf	2.23	24.00
7115MHz	Pass	5.20	-3.43	-3.43	Inf	1.77	24.00
802.11ax HEW20_RU52_Index38_20MHz_Nss1,(MCS0)_1TX	-	-	-	-	-	-	-
5955MHz	Pass	5.20	-0.33	-0.33	Inf	4.87	24.00
6175MHz	Pass	5.20	-0.34	-0.34	Inf	4.86	24.00
6415MHz	Pass	5.20	-0.24	-0.24	Inf	4.96	24.00
6435MHz	Pass	5.20	0.05	0.05	Inf	5.25	24.00
6475MHz	Pass	5.20	0.04	0.04	Inf	5.24	24.00
6515MHz	Pass	5.20	-0.17	-0.17	Inf	5.03	24.00
6535MHz	Pass	5.20	-0.04	-0.04	Inf	5.16	24.00
6715MHz	Pass	5.20	-0.09	-0.09	Inf	5.11	24.00
6855MHz	Pass	5.20	-0.22	-0.22	Inf	4.98	24.00
6875MHz Straddle 6.525-6.875GHz	Pass	5.20	-0.18	-0.18	Inf	5.02	24.00
6895MHz	Pass	5.20	-0.15	-0.15	Inf	5.05	24.00
7015MHz	Pass	5.20	-0.37	-0.37	Inf	4.83	24.00
7095MHz	Pass	5.20	-0.14	-0.14	Inf	5.06	24.00
7115MHz	Pass	5.20	-0.48	-0.48	Inf	4.72	24.00
802.11ax HEW20_RU106_Index53_20MHz_Nss1,(MCS0)_1TX	-	-	-	-	-	-	-
5955MHz	Pass	5.20	2.75	2.75	Inf	7.95	24.00
6175MHz	Pass	5.20	2.61	2.61	Inf	7.81	24.00
6415MHz	Pass	5.20	2.56	2.56	Inf	7.76	24.00
6435MHz	Pass	5.20	2.57	2.57	Inf	7.77	24.00
6475MHz	Pass	5.20	2.8	2.80	Inf	8.00	24.00
6515MHz	Pass	5.20	2.65	2.65	Inf	7.85	24.00
6535MHz	Pass	5.20	2.69	2.69	Inf	7.89	24.00
6715MHz	Pass	5.20	2.76	2.76	Inf	7.96	24.00

Mode	Result	DG (dBi)	Port 1 (dBm)	Total Power (dBm)	Power Limit (dBm)	EIRP (dBm)	EIRP Limit (dBm)
6855MHz	Pass	5.20	2.62	2.62	Inf	7.82	24.00
6875MHz Straddle 6.525-6.875GHz	Pass	5.20	2.76	2.76	Inf	7.96	24.00
6895MHz	Pass	5.20	2.62	2.62	Inf	7.82	24.00
7015MHz	Pass	5.20	2.43	2.43	Inf	7.63	24.00
7095MHz	Pass	5.20	2.5	2.50	Inf	7.70	24.00
7115MHz	Pass	5.20	2.37	2.37	Inf	7.57	24.00

DG = Directional Gain; Port X = Port X output power

Summary

Mode	PD (dBm/RBW)	EIRP PD (dBm/RBW)
5.925-6.425GHz	-	-
802.11ax HEW20_RU26_Index3_20MHz_Nss1,(MCS0)_1TX	-7.30	-2.10
802.11ax HEW20_RU52_Index38_20MHz_Nss1,(MCS0)_1TX	-7.44	-2.24
802.11ax HEW20_RU106_Index53_20MHz_Nss1,(MCS0)_1TX	-7.25	-2.05
6.425-6.525GHz	-	-
802.11ax HEW20_RU26_Index3_20MHz_Nss1,(MCS0)_1TX	-6.98	-1.78
802.11ax HEW20_RU52_Index38_20MHz_Nss1,(MCS0)_1TX	-7.13	-1.93
802.11ax HEW20_RU106_Index53_20MHz_Nss1,(MCS0)_1TX	-7.21	-2.01
6.525-6.875GHz	-	-
802.11ax HEW20_RU26_Index3_20MHz_Nss1,(MCS0)_1TX	-7.25	-2.05
802.11ax HEW20_RU52_Index38_20MHz_Nss1,(MCS0)_1TX	-7.20	-2.00
802.11ax HEW20_RU106_Index53_20MHz_Nss1,(MCS0)_1TX	-7.25	-2.05
6.875-7.125GHz	-	-
802.11ax HEW20_RU26_Index3_20MHz_Nss1,(MCS0)_1TX	-7.26	-2.06
802.11ax HEW20_RU52_Index38_20MHz_Nss1,(MCS0)_1TX	-7.30	-2.10
802.11ax HEW20_RU106_Index53_20MHz_Nss1,(MCS0)_1TX	-7.40	-2.20

RBW = 1MHz

Result

Mode	Result	DG (dBi)	Port 1 (dBm/RBW)	PD (dBm/RBW)	PD Limit (dBm/RBW)	EIRP PD (dBm/RBW)	EIRP PD Limit (dBm/RBW)
802.11ax HEW20_RU26_Index3_20MHz_Nss1,(MCS0)_1TX	-	-	-	-	-	-	-
5955MHz	Pass	5.20	-7.30	-7.30	Inf	-2.10	-1.00
6175MHz	Pass	5.20	-7.37	-7.37	Inf	-2.17	-1.00
6415MHz	Pass	5.20	-7.55	-7.55	Inf	-2.35	-1.00
6435MHz	Pass	5.20	-7.35	-7.35	Inf	-2.15	-1.00
6475MHz	Pass	5.20	-6.98	-6.98	Inf	-1.78	-1.00
6515MHz	Pass	5.20	-7.38	-7.38	Inf	-2.18	-1.00
6535MHz	Pass	5.20	-7.45	-7.45	Inf	-2.25	-1.00
6715MHz	Pass	5.20	-7.51	-7.51	Inf	-2.31	-1.00
6855MHz	Pass	5.20	-7.46	-7.46	Inf	-2.26	-1.00
6875MHz Straddle 6.525-6.875GHz	Pass	5.20	-7.25	-7.25	Inf	-2.05	-1.00
6895MHz	Pass	5.20	-7.34	-7.34	Inf	-2.14	-1.00
7015MHz	Pass	5.20	-7.56	-7.56	Inf	-2.36	-1.00
7095MHz	Pass	5.20	-7.26	-7.26	Inf	-2.06	-1.00
7115MHz	Pass	5.20	-7.68	-7.68	Inf	-2.48	-1.00
802.11ax HEW20_RU52_Index38_20MHz_Nss1,(MCS0)_1TX	-	-	-	-	-	-	-
5955MHz	Pass	5.20	-7.48	-7.48	Inf	-2.28	-1.00
6175MHz	Pass	5.20	-7.50	-7.50	Inf	-2.30	-1.00
6415MHz	Pass	5.20	-7.44	-7.44	Inf	-2.24	-1.00
6435MHz	Pass	5.20	-7.13	-7.13	Inf	-1.93	-1.00
6475MHz	Pass	5.20	-7.15	-7.15	Inf	-1.95	-1.00
6515MHz	Pass	5.20	-7.34	-7.34	Inf	-2.14	-1.00
6535MHz	Pass	5.20	-7.20	-7.20	Inf	-2.00	-1.00
6715MHz	Pass	5.20	-7.29	-7.29	Inf	-2.09	-1.00
6855MHz	Pass	5.20	-7.35	-7.35	Inf	-2.15	-1.00
6875MHz Straddle 6.525-6.875GHz	Pass	5.20	-7.36	-7.36	Inf	-2.16	-1.00
6895MHz	Pass	5.20	-7.30	-7.30	Inf	-2.10	-1.00
7015MHz	Pass	5.20	-7.55	-7.55	Inf	-2.35	-1.00
7095MHz	Pass	5.20	-7.32	-7.32	Inf	-2.12	-1.00
7115MHz	Pass	5.20	-7.70	-7.70	Inf	-2.50	-1.00
802.11ax HEW20_RU106_Index53_20MHz_Nss1,(MCS0)_1TX	-	-	-	-	-	-	-
5955MHz	Pass	5.20	-7.25	-7.25	Inf	-2.05	-1.00
6175MHz	Pass	5.20	-7.39	-7.39	Inf	-2.19	-1.00
6415MHz	Pass	5.20	-7.47	-7.47	Inf	-2.27	-1.00
6435MHz	Pass	5.20	-7.45	-7.45	Inf	-2.25	-1.00
6475MHz	Pass	5.20	-7.21	-7.21	Inf	-2.01	-1.00
6515MHz	Pass	5.20	-7.37	-7.37	Inf	-2.17	-1.00
6535MHz	Pass	5.20	-7.34	-7.34	Inf	-2.14	-1.00
6715MHz	Pass	5.20	-7.25	-7.25	Inf	-2.05	-1.00

Mode	Result	DG (dBi)	Port 1 (dBm/RBW)	PD (dBm/RBW)	PD Limit (dBm/RBW)	EIRP PD (dBm/RBW)	EIRP PD Limit (dBm/RBW)
6855MHz	Pass	5.20	-7.39	-7.39	Inf	-2.19	-1.00
6875MHz Straddle 6.525-6.875GHz	Pass	5.20	-7.25	-7.25	Inf	-2.05	-1.00
6895MHz	Pass	5.20	-7.40	-7.40	Inf	-2.20	-1.00
7015MHz	Pass	5.20	-7.59	-7.59	Inf	-2.39	-1.00
7095MHz	Pass	5.20	-7.58	-7.58	Inf	-2.38	-1.00
7115MHz	Pass	5.20	-7.65	-7.65	Inf	-2.45	-1.00

DG = Directional Gain; RBW = 1MHz
PD = trace bin-by-bin of each transmits port summing can be performed maximum power density; Port X = Port X Power Density;

5.925-6.425GHz_802.11ax HEW20_RU26_Index3_20MHz_Nss1,(MCS0)_1TX **PSD**

5955MHz

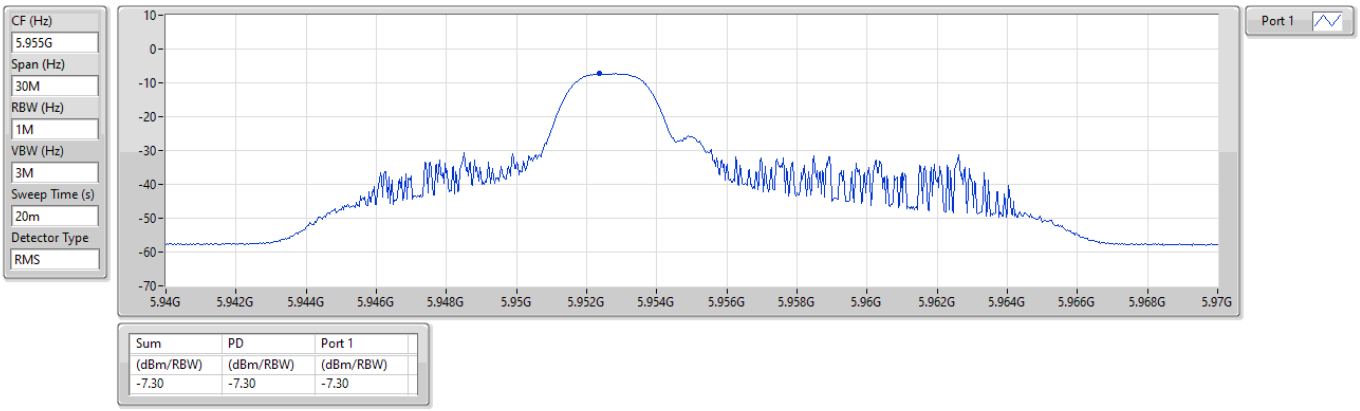

5.925-6.425GHz_802.11ax HEW20_RU26_Index3_20MHz_Nss1,(MCS0)_1TX **PSD**

6175MHz

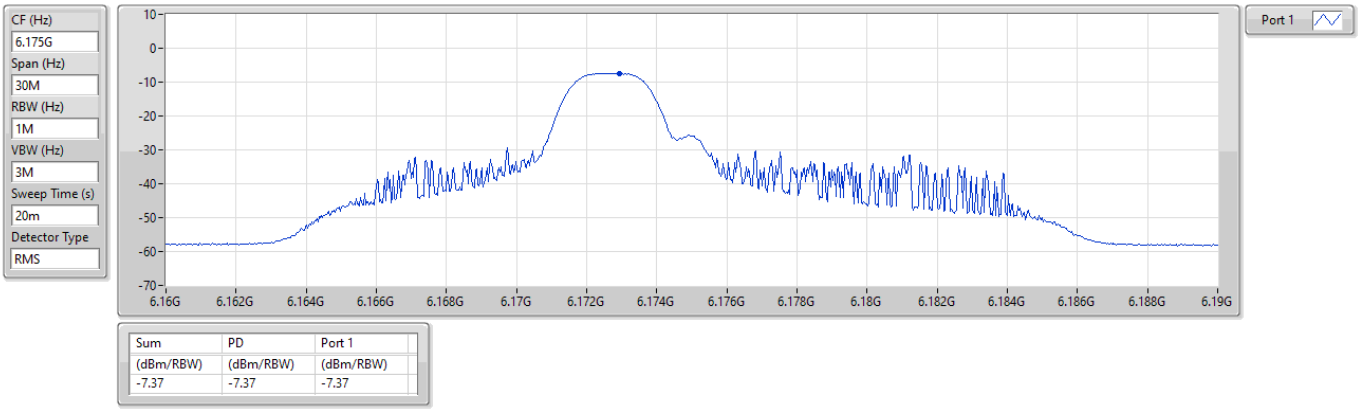

5.925-6.425GHz_802.11ax HEW20_RU26_Index3_20MHz_Nss1,(MCS0)_1TX **PSD**

6415MHz

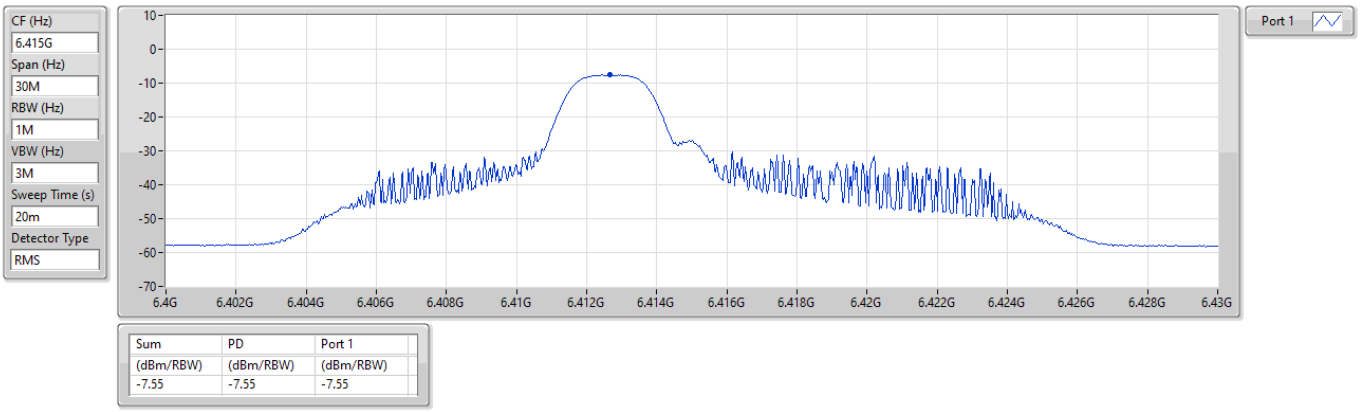

6.425-6.525GHz_802.11ax HEW20_RU26_Index3_20MHz_Nss1,(MCS0)_1TX **PSD**

6435MHz

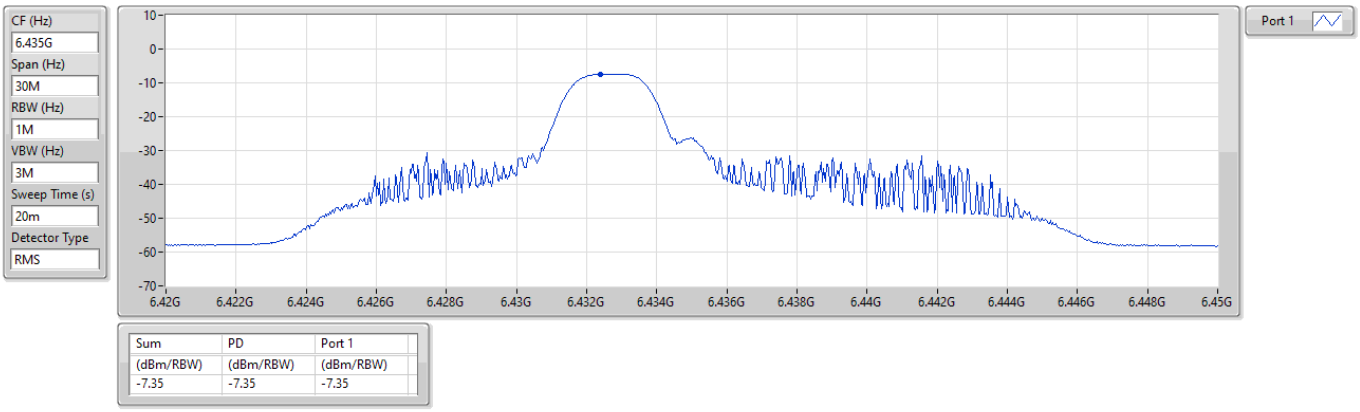

6.425-6.525GHz_802.11ax HEW20_RU26_Index3_20MHz_Nss1,(MCS0)_1TX **PSD**

6475MHz

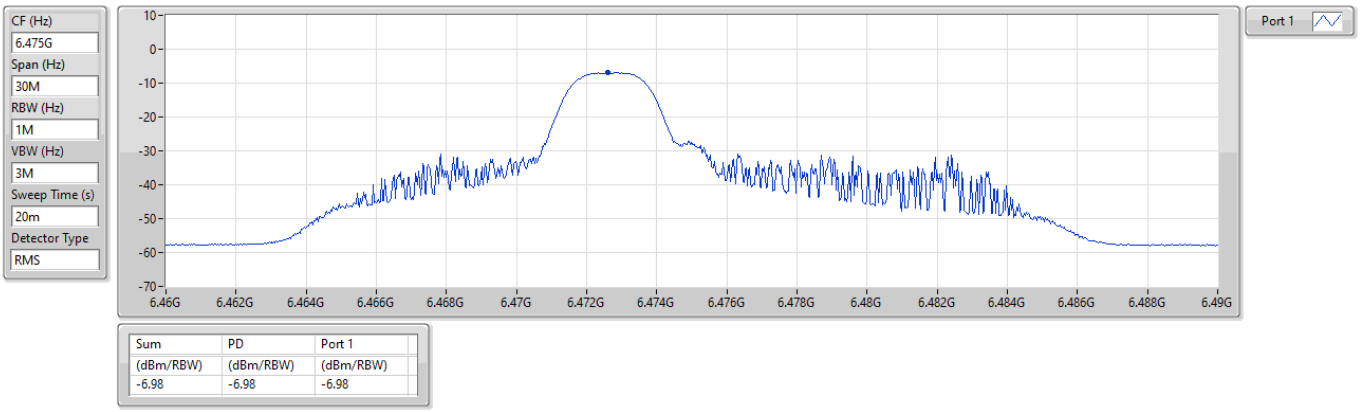

6.425-6.525GHz_802.11ax HEW20_RU26_Index3_20MHz_Nss1,(MCS0)_1TX **PSD**

6515MHz

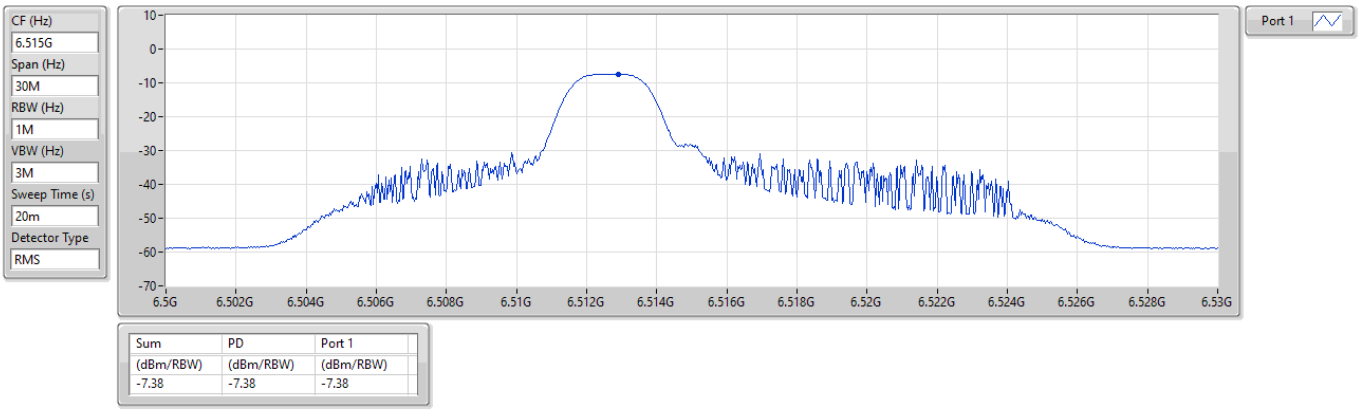

6.525-6.875GHz_802.11ax HEW20_RU26_Index3_20MHz_Nss1,(MCS0)_1TX **PSD**

6535MHz

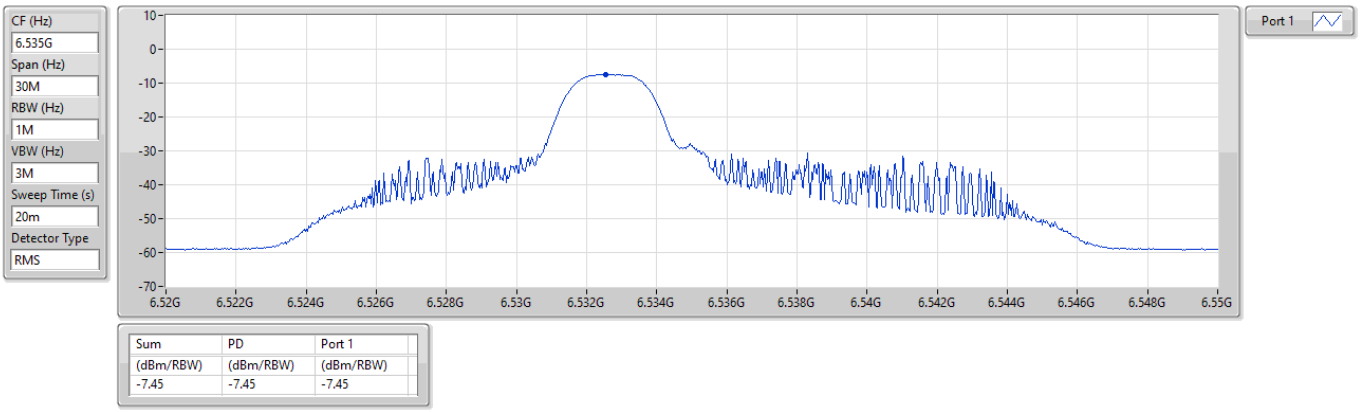

6.525-6.875GHz_802.11ax HEW20_RU26_Index3_20MHz_Nss1,(MCS0)_1TX **PSD**

6715MHz

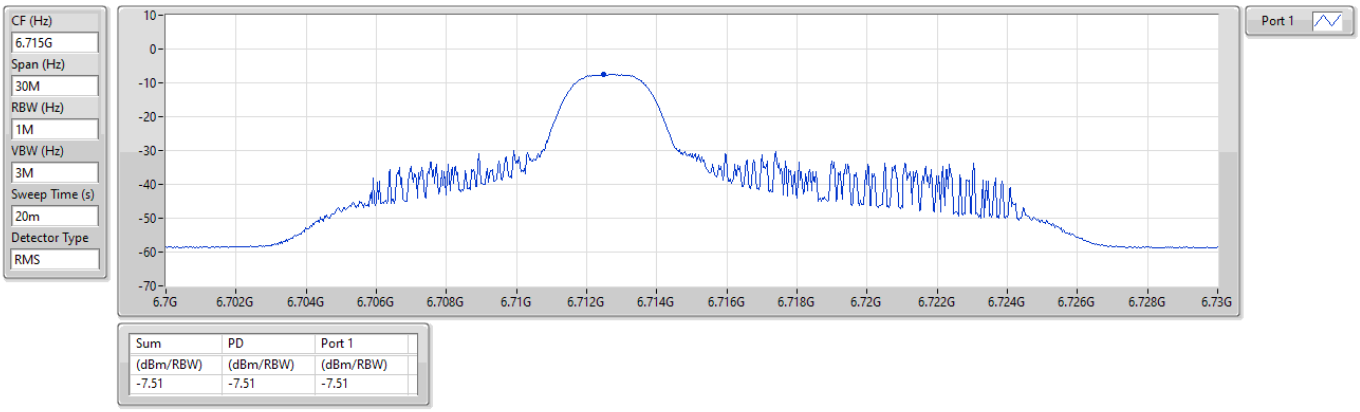

6.525-6.875GHz_802.11ax HEW20_RU26_Index3_20MHz_Nss1,(MCS0)_1TX **PSD**

6855MHz

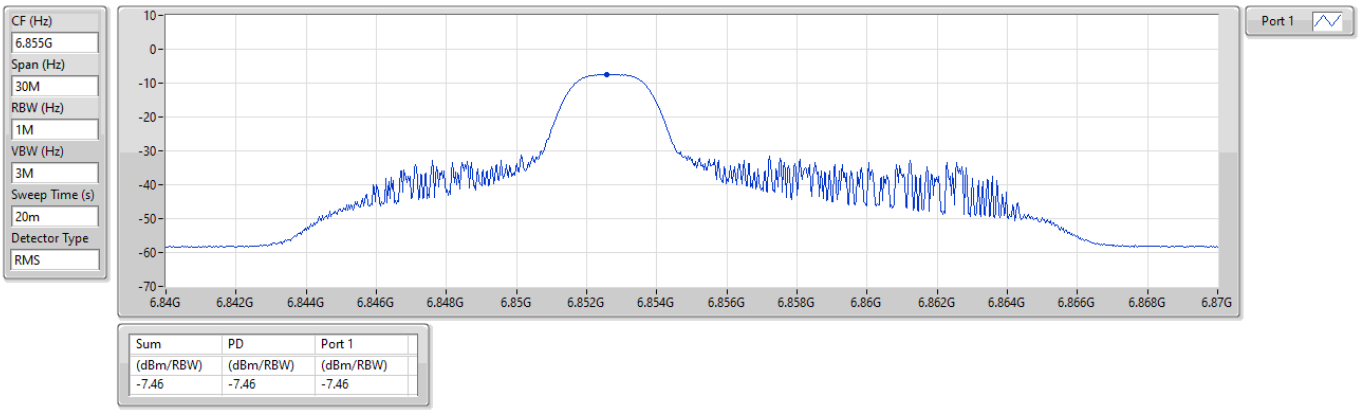

6.525-6.875GHz_802.11ax HEW20_RU26_Index3_20MHz_Nss1,(MCS0)_1TX **PSD**

6875MHz Straddle 6.525-6.875GHz

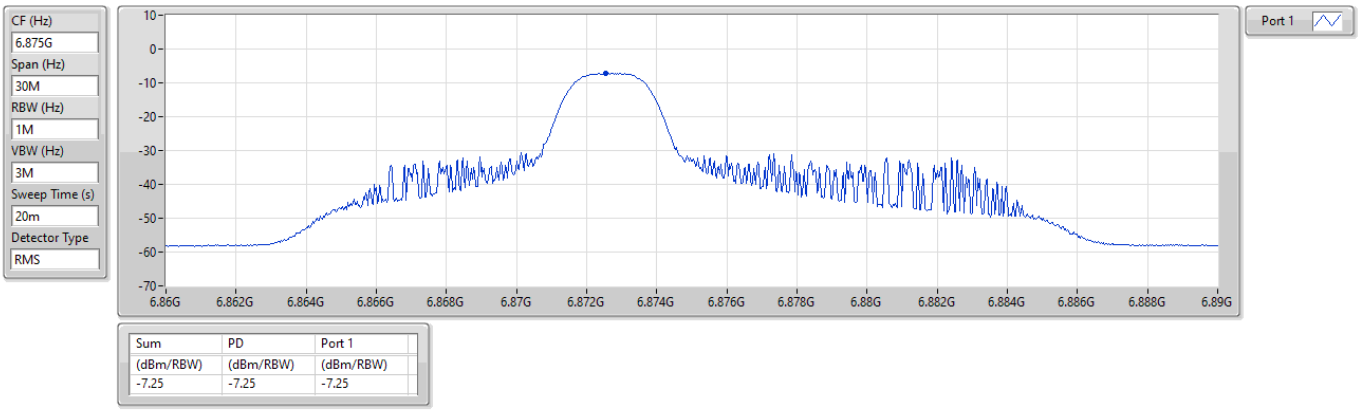

6.875-7.125GHz_802.11ax HEW20_RU26_Index3_20MHz_Nss1,(MCS0)_1TX **PSD**

6895MHz

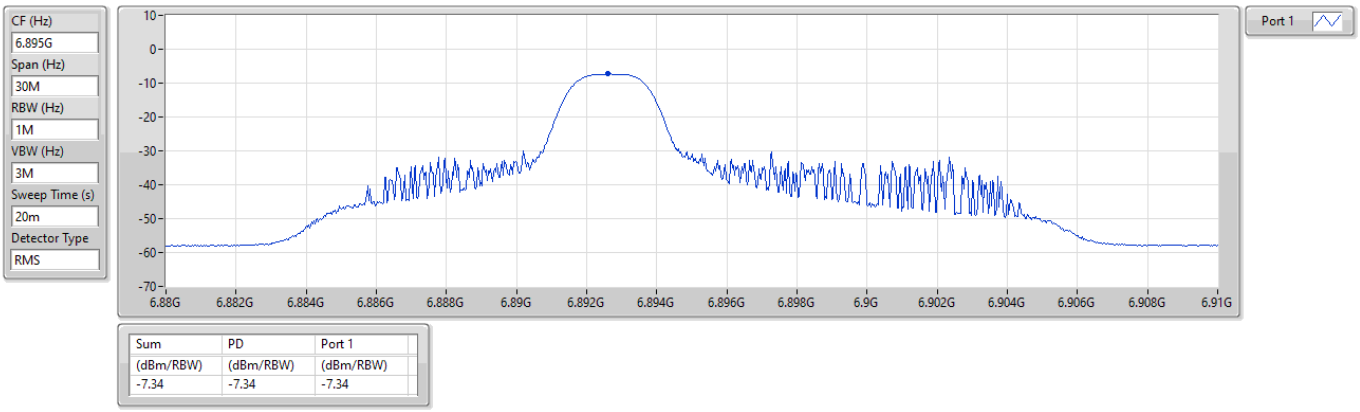

6.875-7.125GHz_802.11ax HEW20_RU26_Index3_20MHz_Nss1,(MCS0)_1TX **PSD**

7015MHz

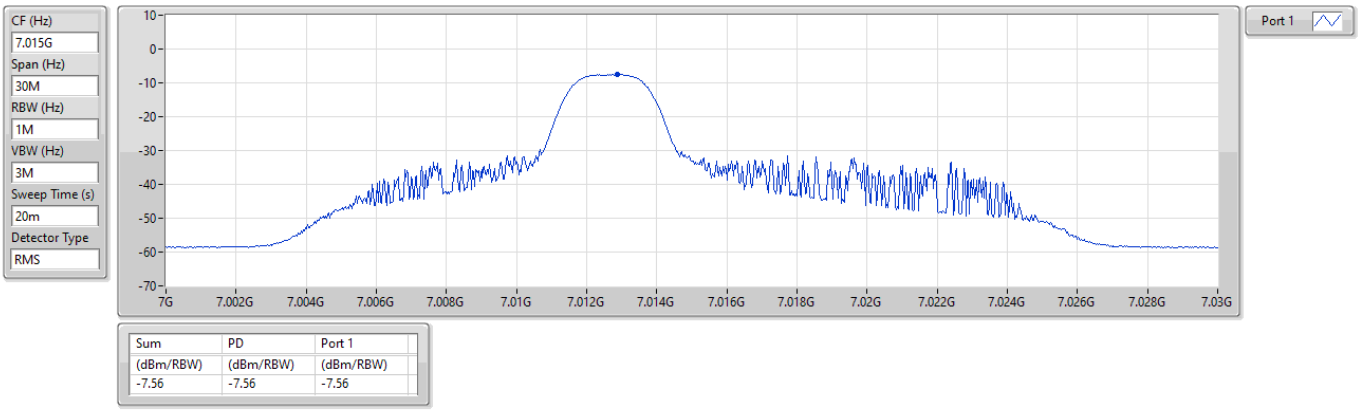

6.875-7.125GHz_802.11ax HEW20_RU26_Index3_20MHz_Nss1,(MCS0)_1TX **PSD**

7095MHz

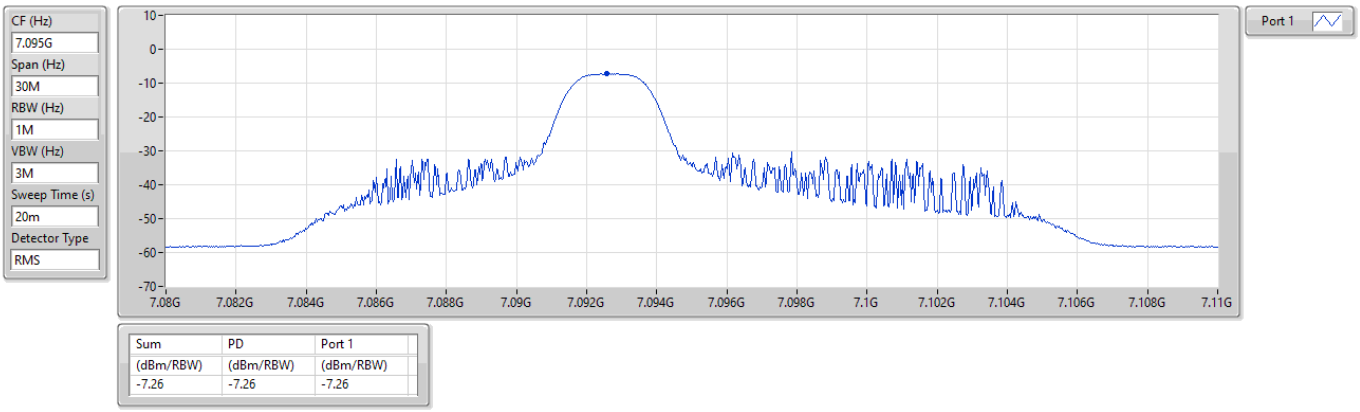

6.875-7.125GHz_802.11ax HEW20_RU26_Index3_20MHz_Nss1,(MCS0)_1TX **PSD**

7115MHz

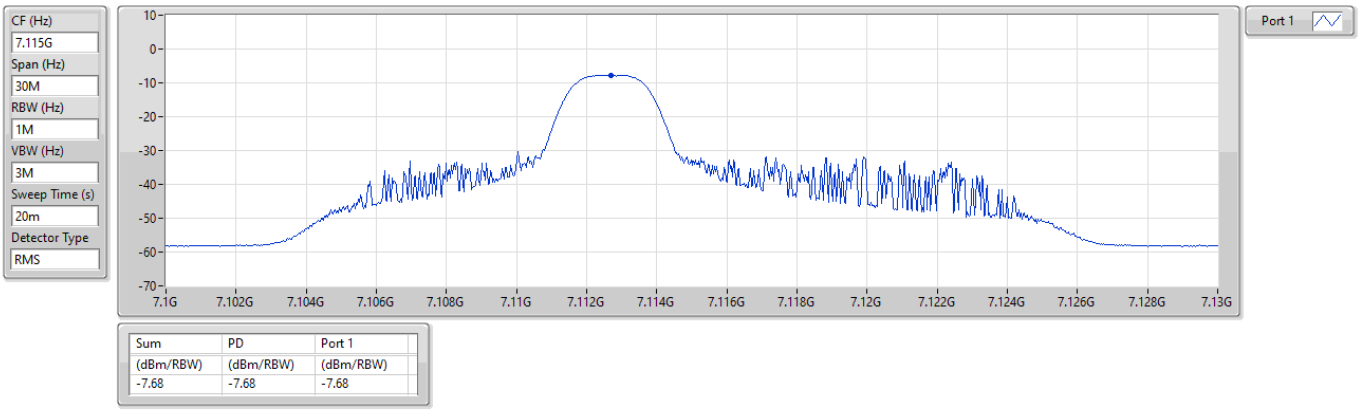

5.925-6.425GHz_802.11ax HEW20_RU52_Index38_20MHz_Nss1,(MCS0)_1TX **PSD**

5955MHz

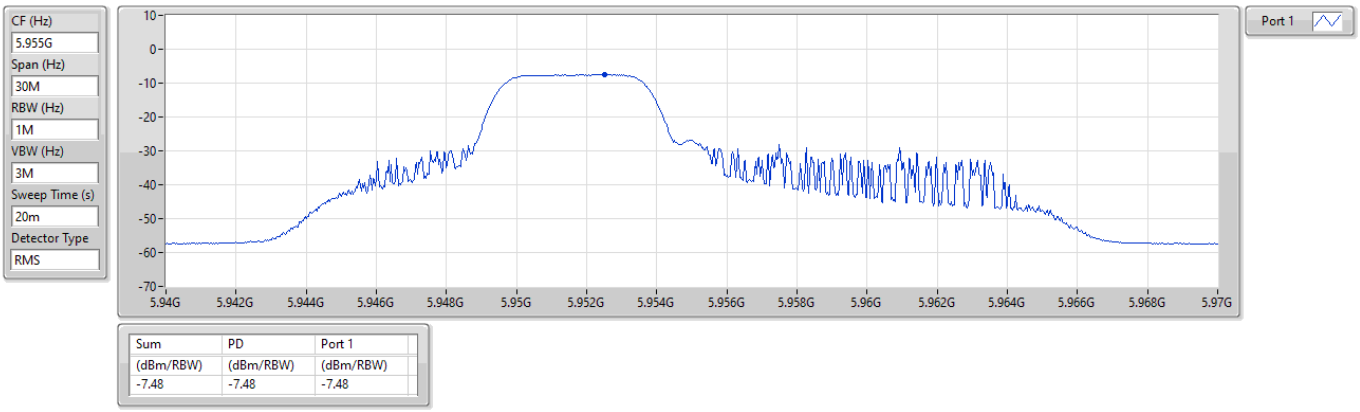

5.925-6.425GHz_802.11ax HEW20_RU52_Index38_20MHz_Nss1,(MCS0)_1TX **PSD**

6175MHz

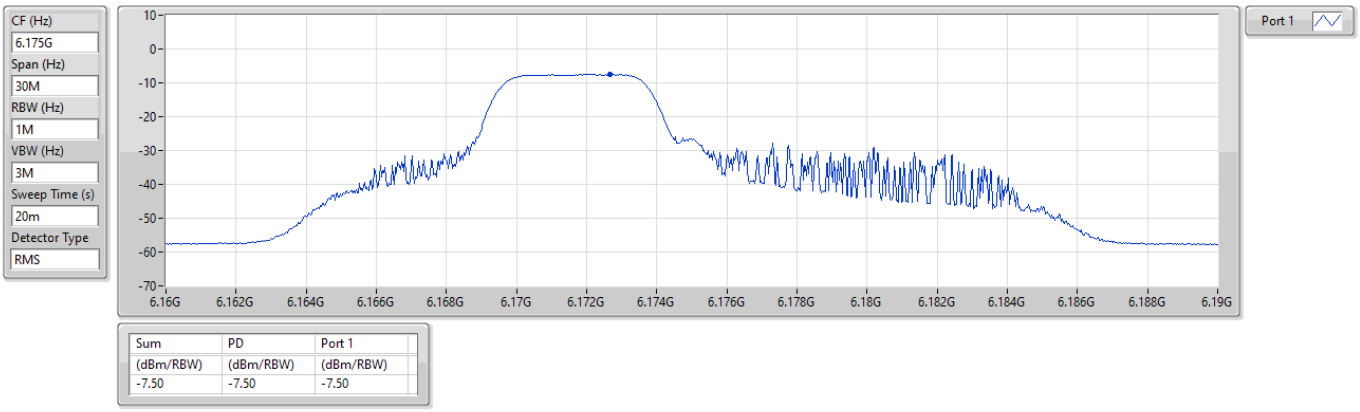

5.925-6.425GHz_802.11ax HEW20_RU52_Index38_20MHz_Nss1,(MCS0)_1TX **PSD**

6415MHz

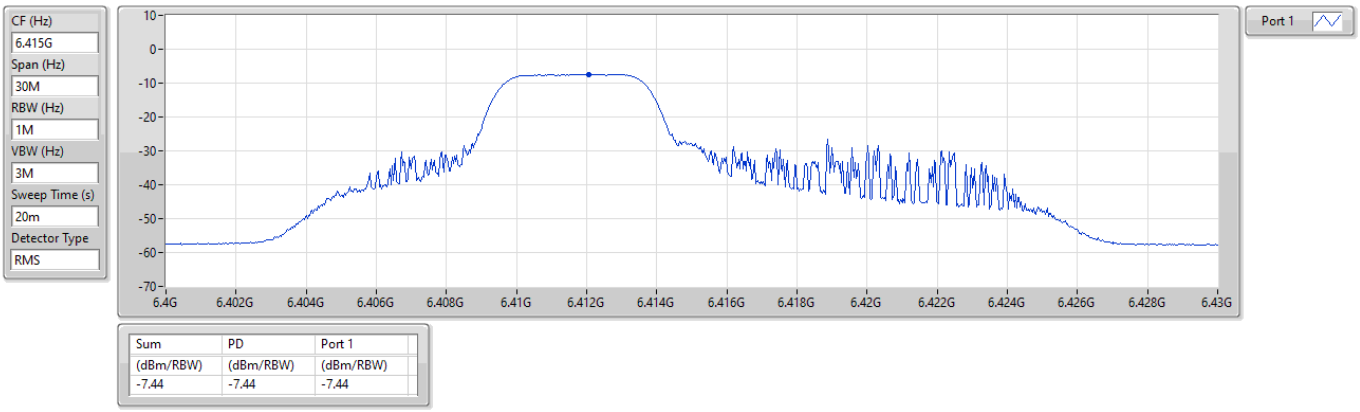

6.425-6.525GHz_802.11ax HEW20_RU52_Index38_20MHz_Nss1,(MCS0)_1TX **PSD**

6435MHz

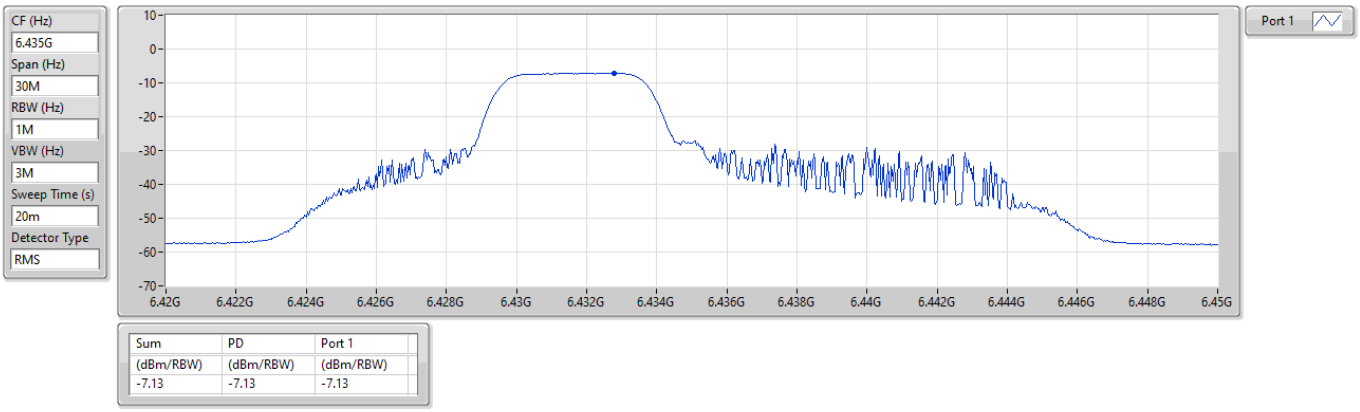

6.425-6.525GHz_802.11ax HEW20_RU52_Index38_20MHz_Nss1,(MCS0)_1TX **PSD**

6475MHz

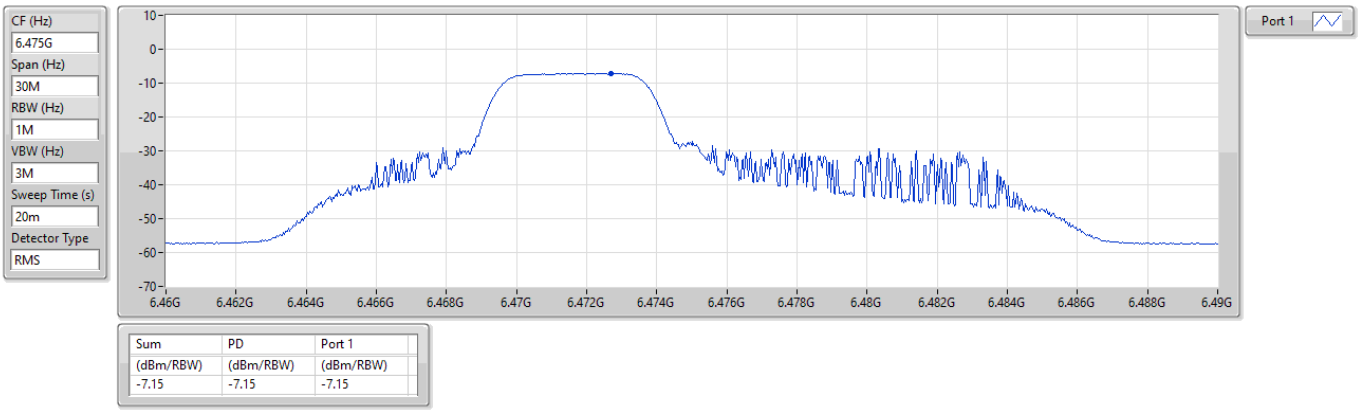

6.425-6.525GHz_802.11ax HEW20_RU52_Index38_20MHz_Nss1,(MCS0)_1TX **PSD**

6515MHz

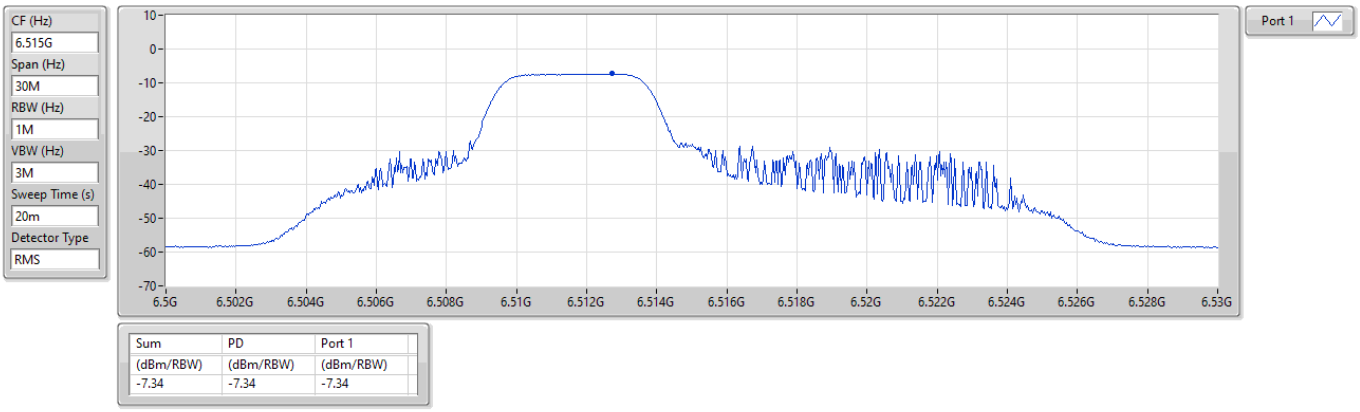

6.525-6.875GHz_802.11ax HEW20_RU52_Index38_20MHz_Nss1,(MCS0)_1TX **PSD**

6535MHz

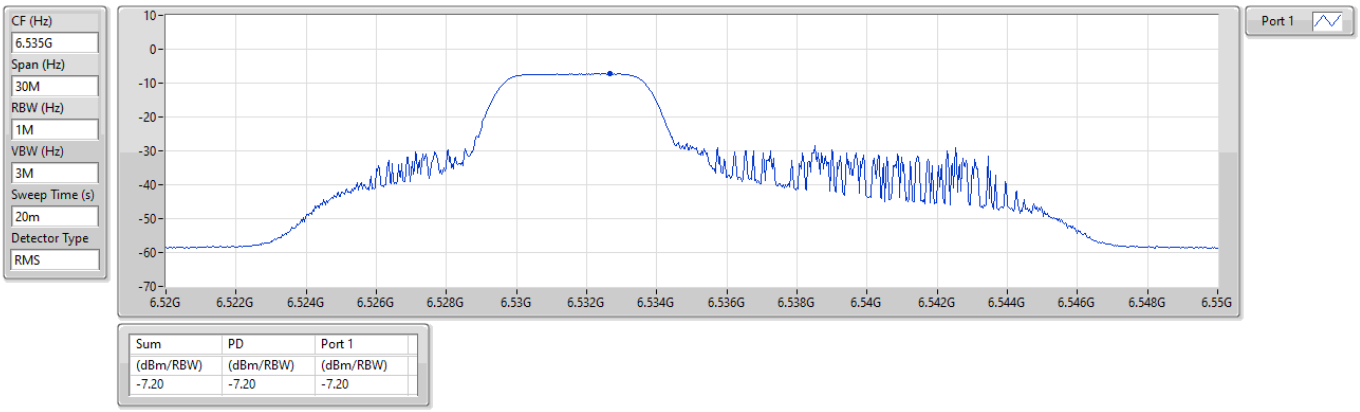

6.525-6.875GHz_802.11ax HEW20_RU52_Index38_20MHz_Nss1,(MCS0)_1TX **PSD**

6715MHz

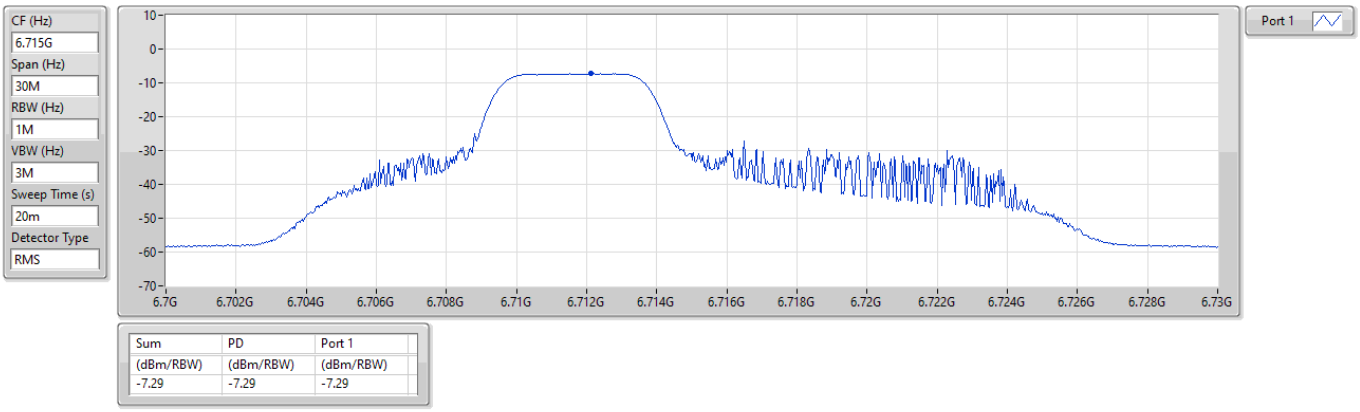

6.525-6.875GHz_802.11ax HEW20_RU52_Index38_20MHz_Nss1,(MCS0)_1TX **PSD**

6855MHz

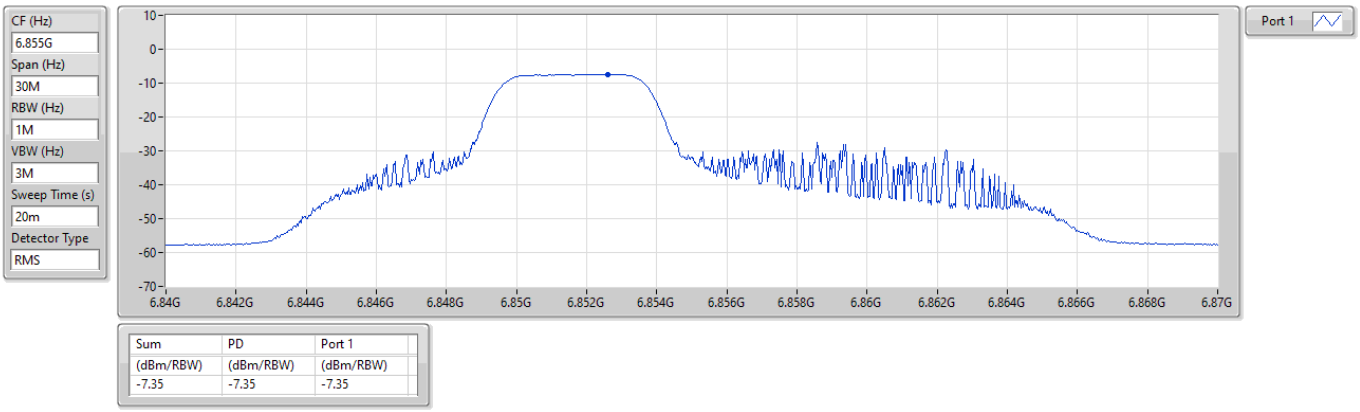

6.525-6.875GHz_802.11ax HEW20_RU52_Index38_20MHz_Nss1,(MCS0)_1TX **PSD**

6875MHz Straddle 6.525-6.875GHz

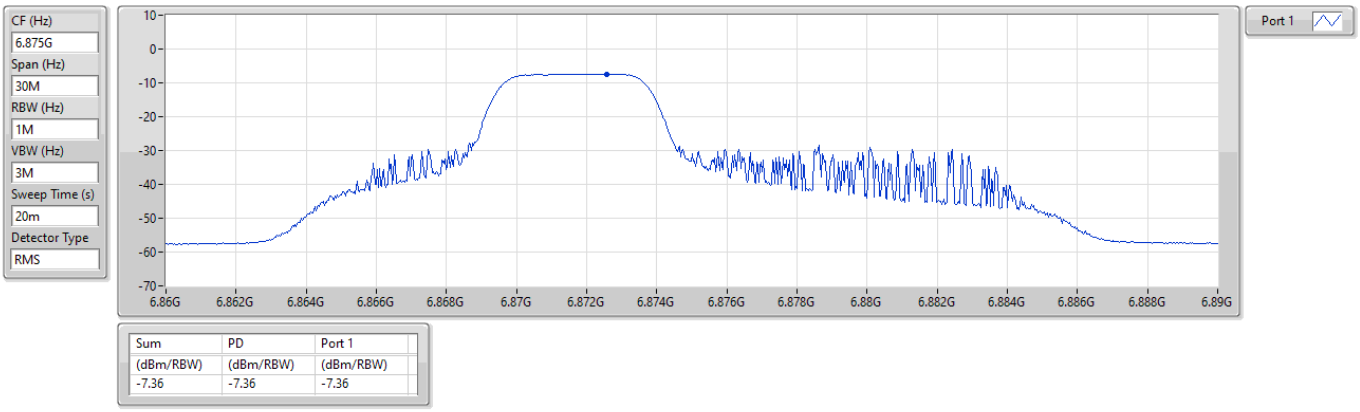

6.875-7.125GHz_802.11ax HEW20_RU52_Index38_20MHz_Nss1,(MCS0)_1TX **PSD**

6895MHz

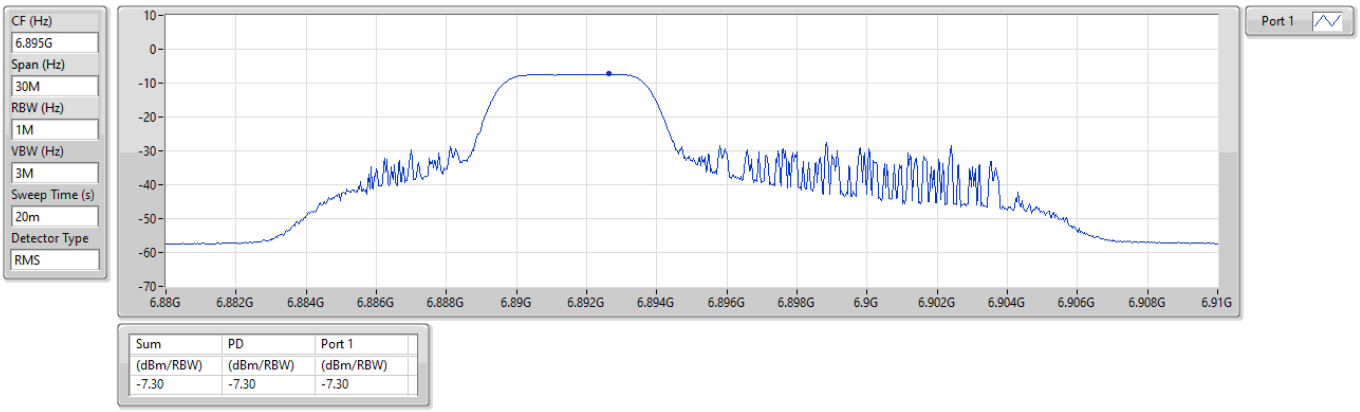

6.875-7.125GHz_802.11ax HEW20_RU52_Index38_20MHz_Nss1,(MCS0)_1TX **PSD**

7015MHz

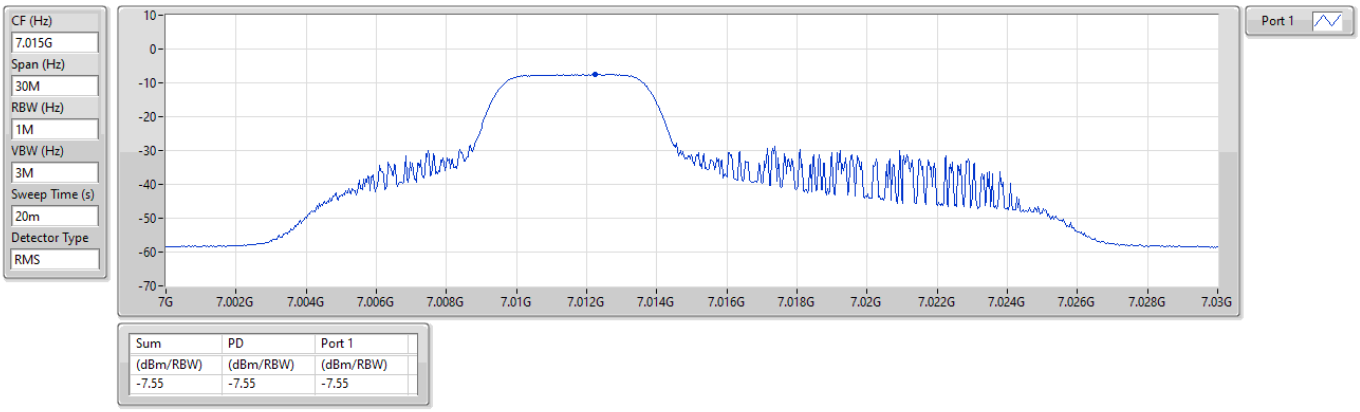

6.875-7.125GHz_802.11ax HEW20_RU52_Index38_20MHz_Nss1,(MCS0)_1TX **PSD**

7095MHz

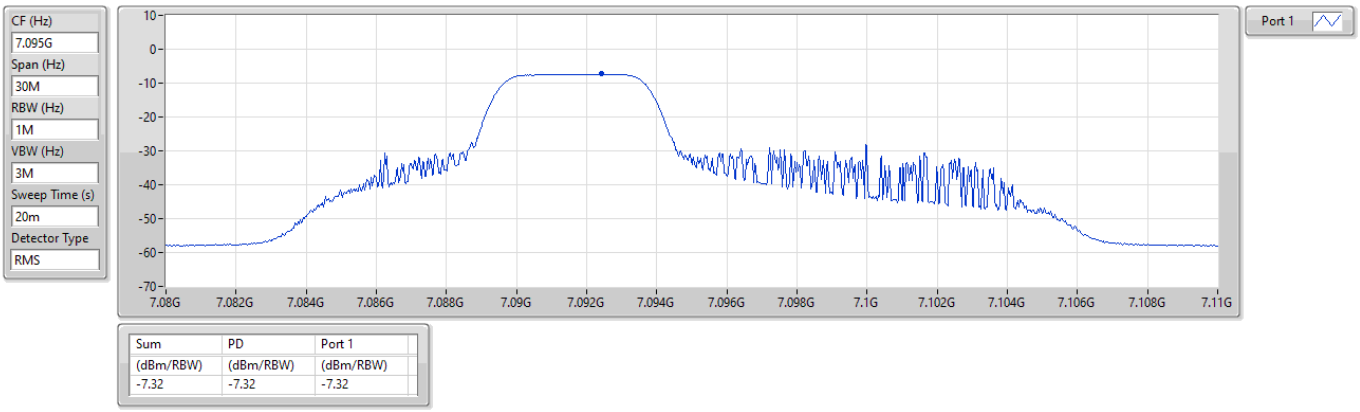

6.875-7.125GHz_802.11ax HEW20_RU52_Index38_20MHz_Nss1,(MCS0)_1TX **PSD**

7115MHz

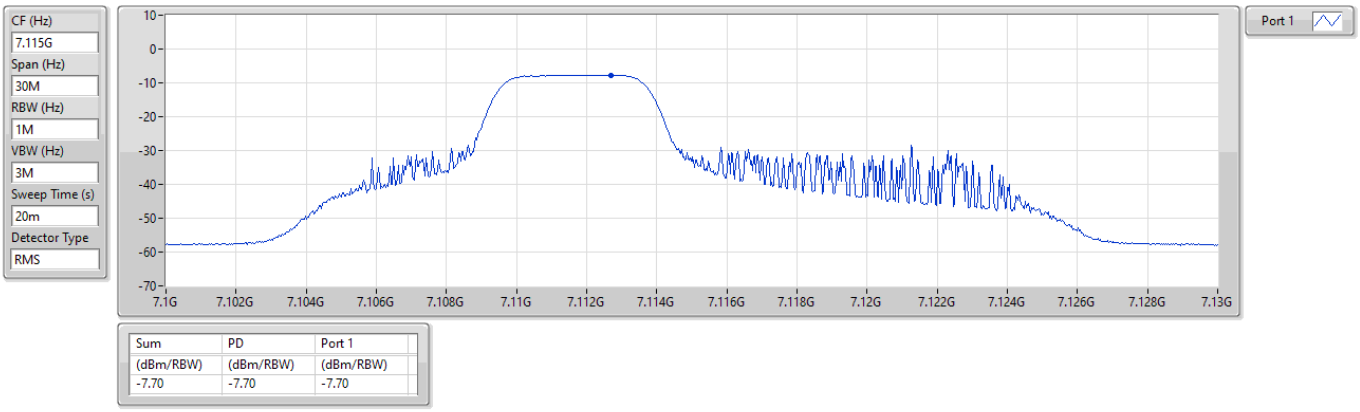

5.925-6.425GHz_802.11ax HEW20_RU106_Index53_20MHz_Nss1,(MCS0)_1TX **PSD**

5955MHz

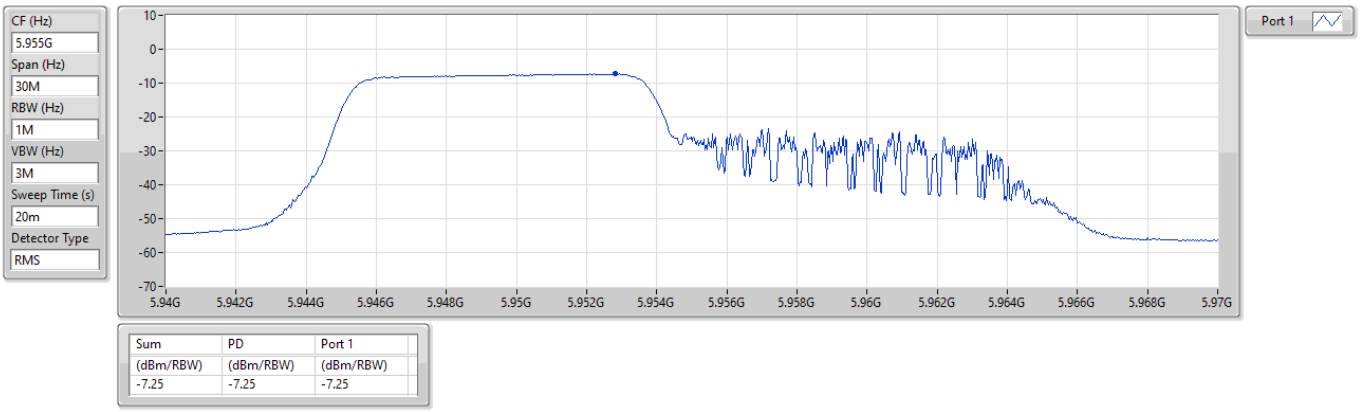

5.925-6.425GHz_802.11ax HEW20_RU106_Index53_20MHz_Nss1,(MCS0)_1TX **PSD**

6175MHz

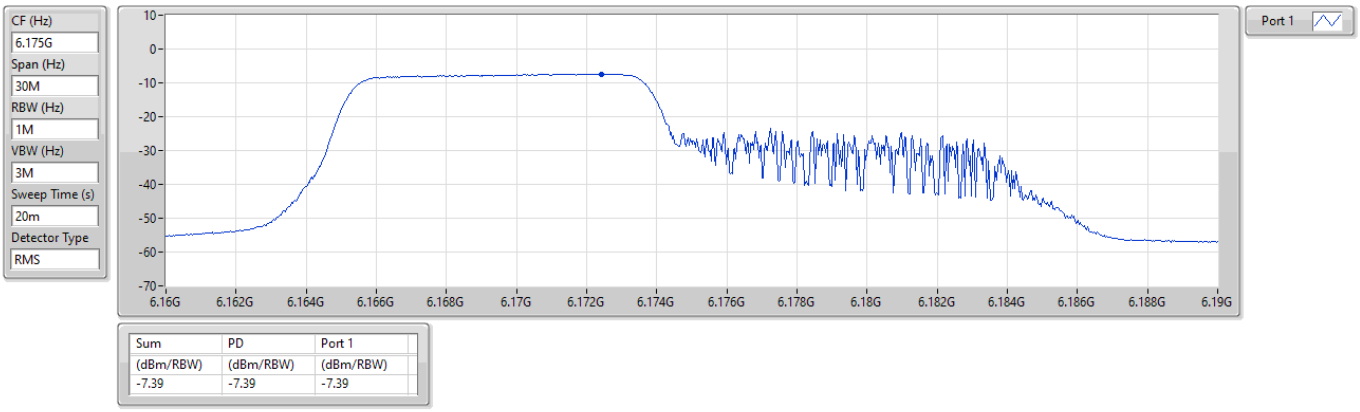

5.925-6.425GHz_802.11ax HEW20_RU106_Index53_20MHz_Nss1,(MCS0)_1TX **PSD**

6415MHz

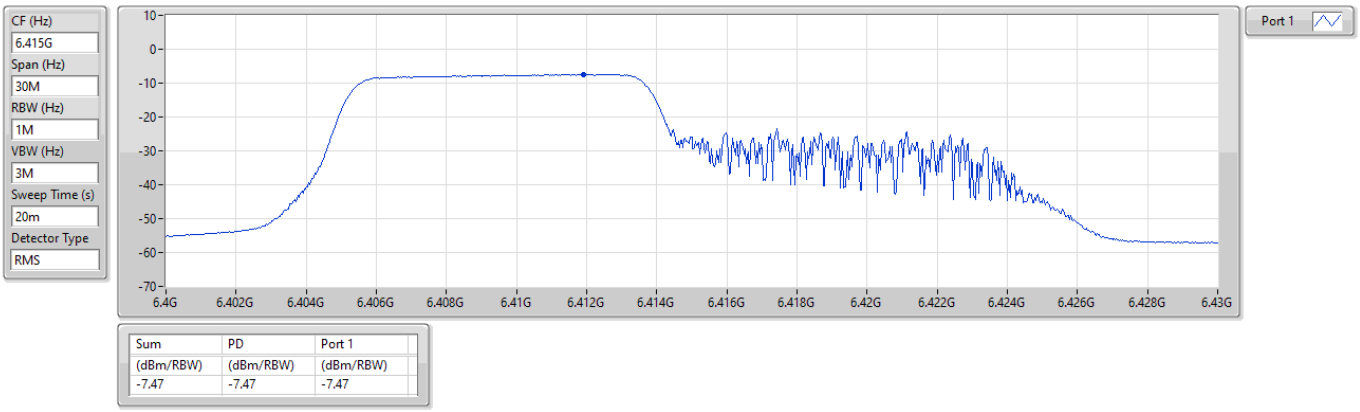

6.425-6.525GHz_802.11ax HEW20_RU106_Index53_20MHz_Nss1,(MCS0)_1TX **PSD**

6435MHz

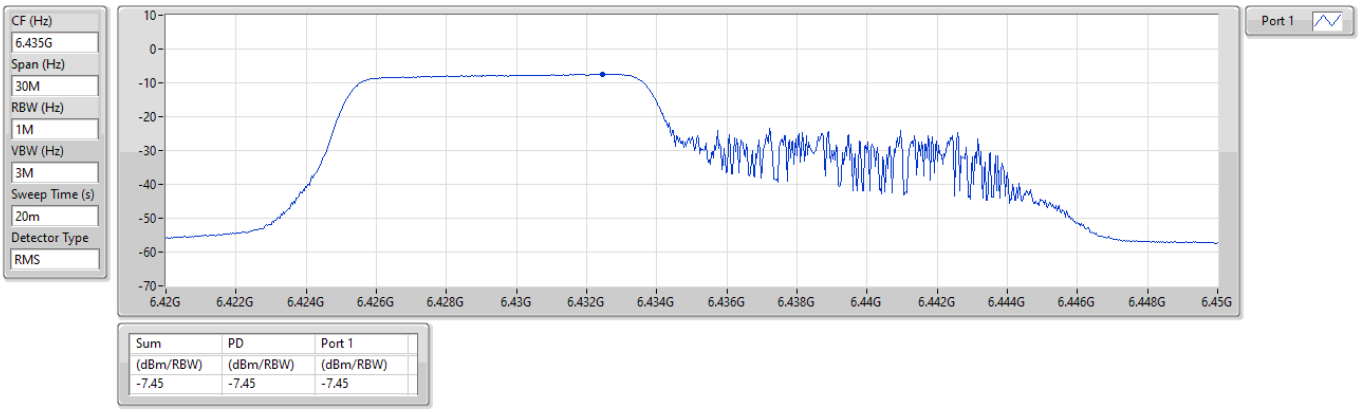

6.425-6.525GHz_802.11ax HEW20_RU106_Index53_20MHz_Nss1,(MCS0)_1TX **PSD**

6475MHz

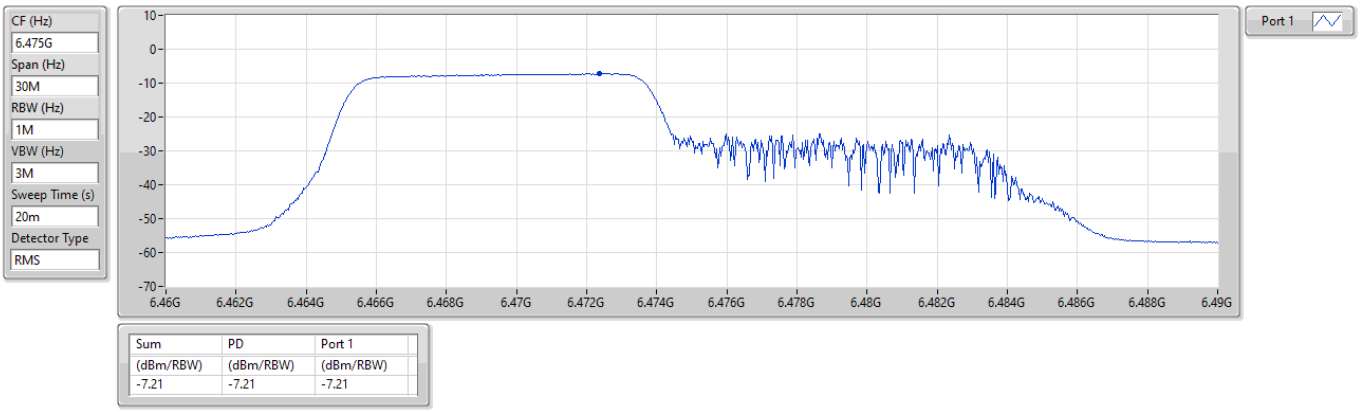

6.425-6.525GHz_802.11ax HEW20_RU106_Index53_20MHz_Nss1,(MCS0)_1TX **PSD**

6515MHz

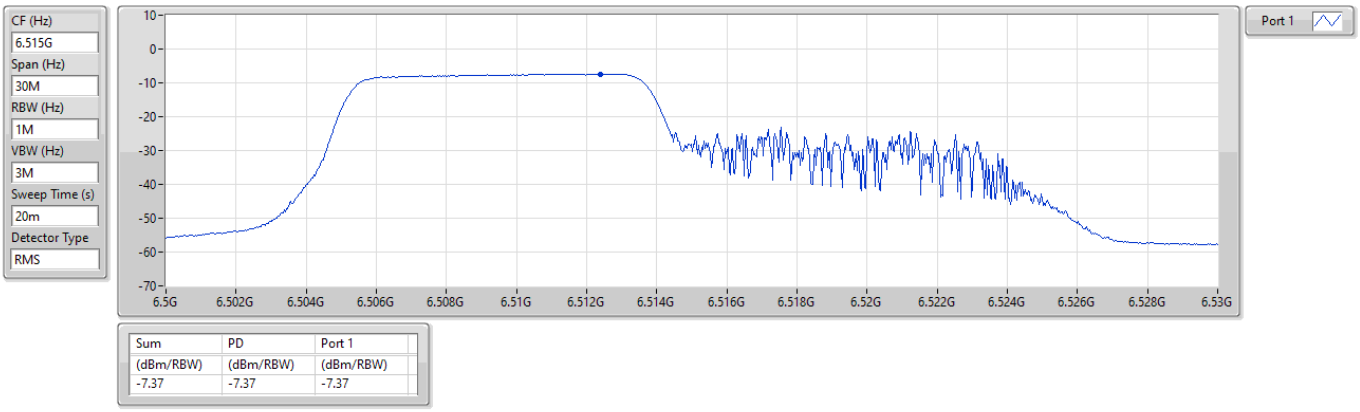

6.525-6.875GHz_802.11ax HEW20_RU106_Index53_20MHz_Nss1,(MCS0)_1TX **PSD**

6535MHz

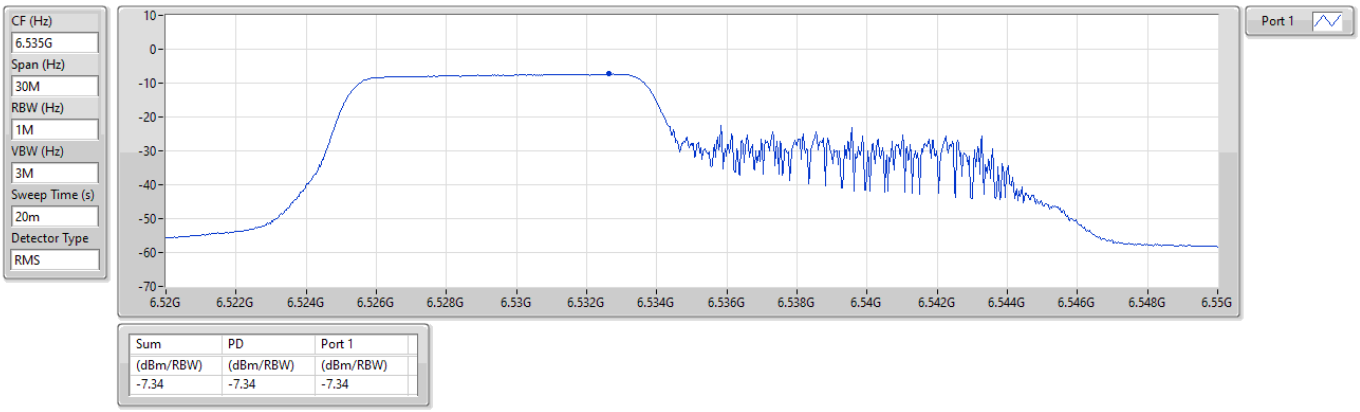

6.525-6.875GHz_802.11ax HEW20_RU106_Index53_20MHz_Nss1,(MCS0)_1TX **PSD**

6715MHz

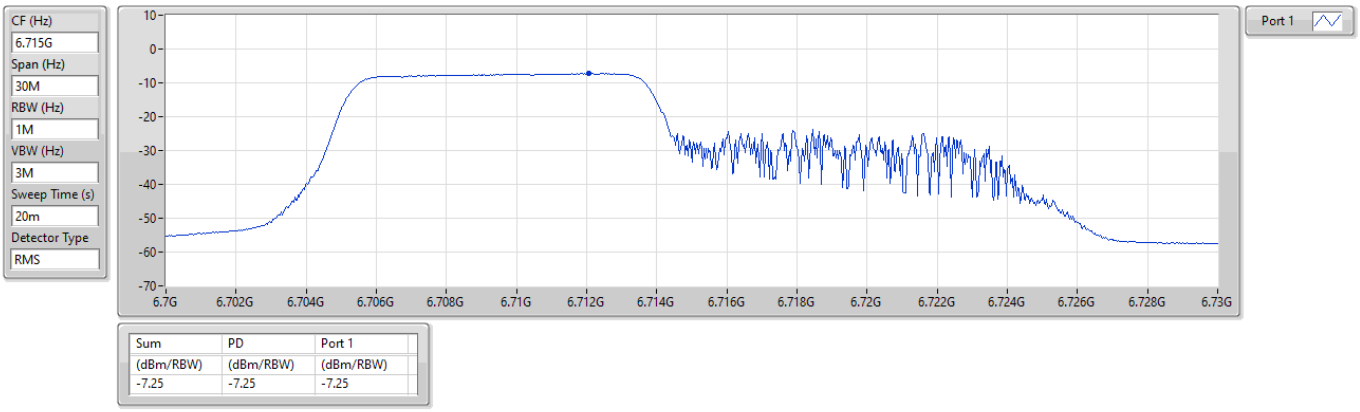

6.525-6.875GHz_802.11ax HEW20_RU106_Index53_20MHz_Nss1,(MCS0)_1TX **PSD**

6855MHz

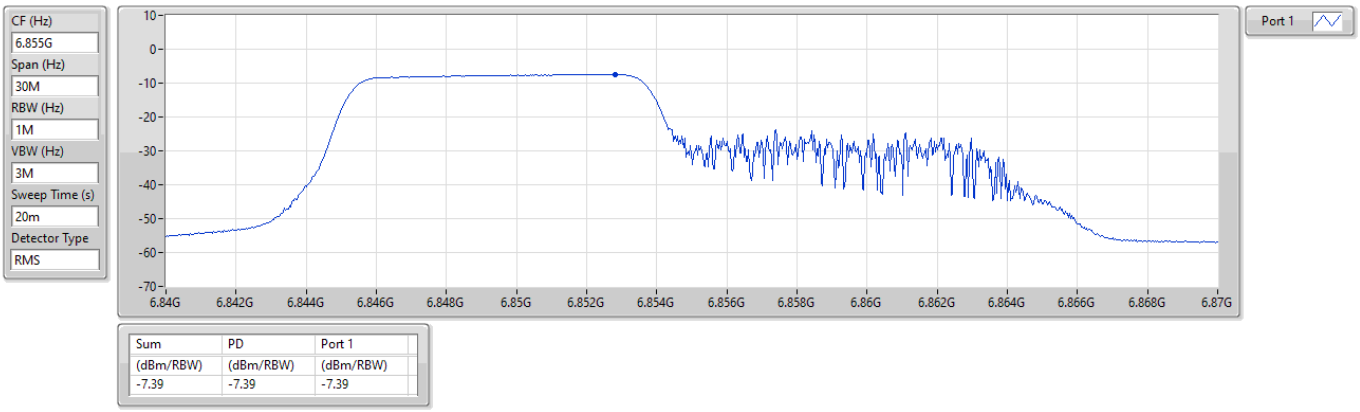

6.525-6.875GHz_802.11ax HEW20_RU106_Index53_20MHz_Nss1,(MCS0)_1TX **PSD**

6875MHz Straddle 6.525-6.875GHz

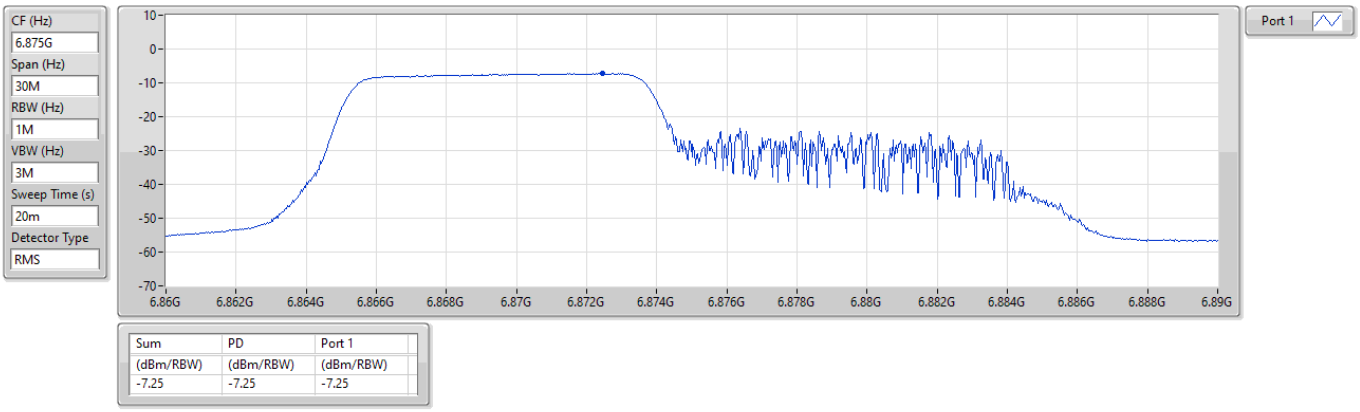

6.875-7.125GHz_802.11ax HEW20_RU106_Index53_20MHz_Nss1,(MCS0)_1TX **PSD**

6895MHz

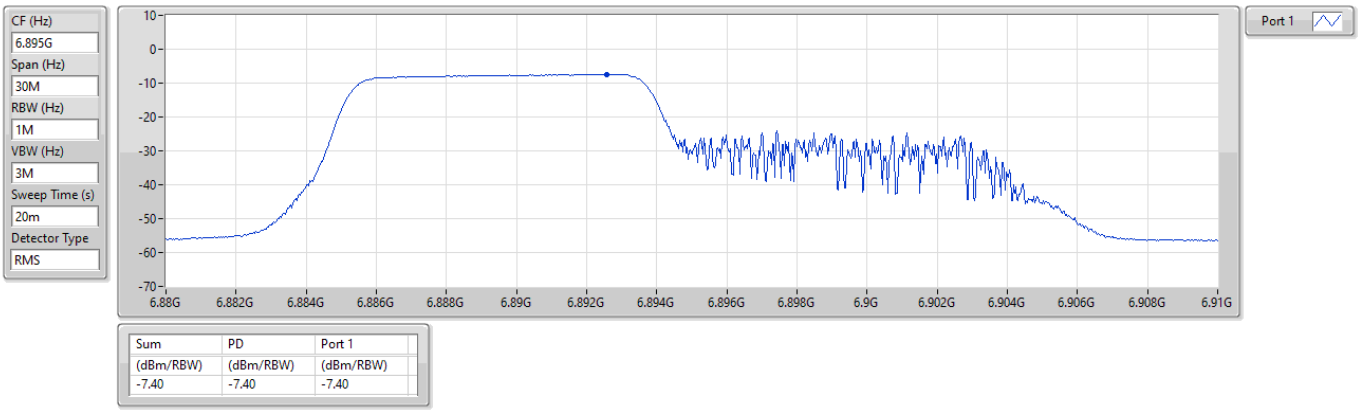

6.875-7.125GHz_802.11ax HEW20_RU106_Index53_20MHz_Nss1,(MCS0)_1TX **PSD**

7015MHz

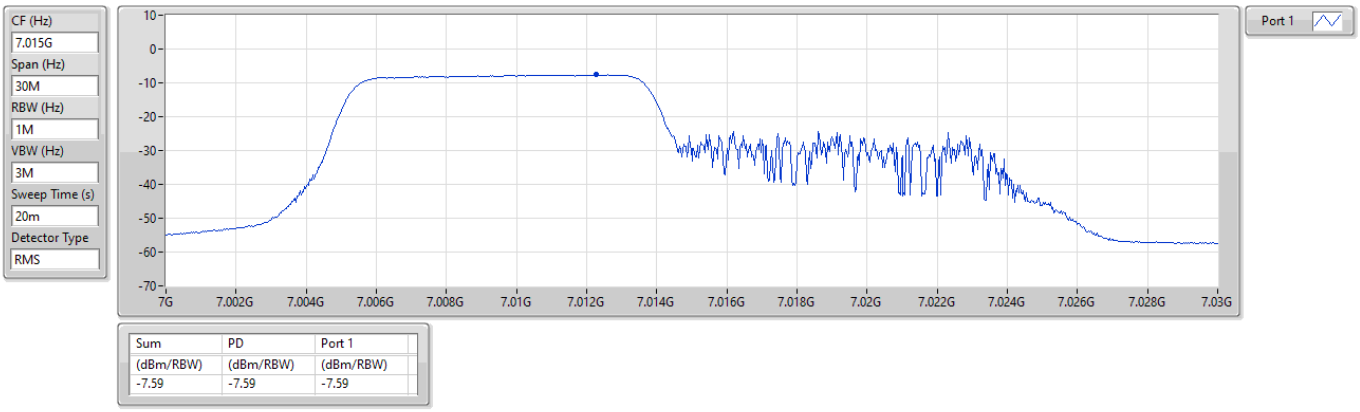

6.875-7.125GHz_802.11ax HEW20_RU106_Index53_20MHz_Nss1,(MCS0)_1TX **PSD**

7095MHz

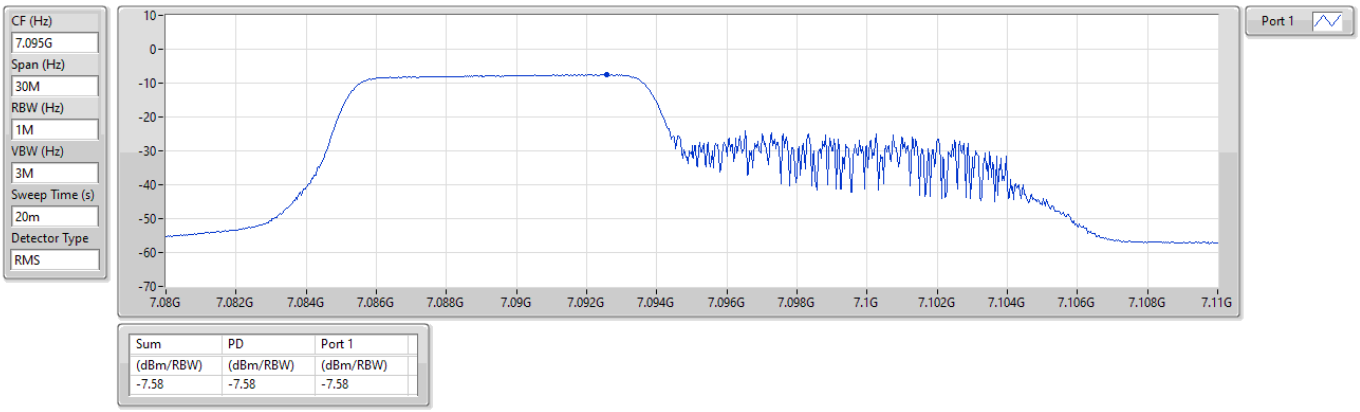

6.875-7.125GHz_802.11ax HEW20_RU106_Index53_20MHz_Nss1,(MCS0)_1TX **PSD**

7115MHz

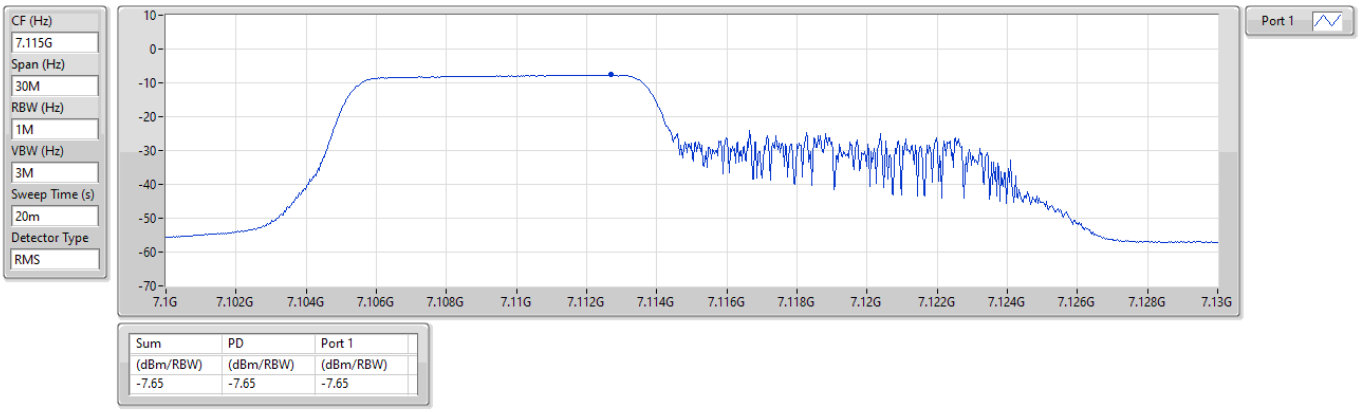

Summary

Mode	Result	F-Start (Hz)	F-Stop (Hz)	Type	Freq (Hz)	DG (dBi)	P1 (dBm)	Psum (dBm)	GRF (dB)	EIRP (dBm)	Limit (dBm)	Margin (dB)
6.425-6.525GHz	-	-	-	-	-	-	-	-		-	-	-
802.11ax HEW20_RU106_Index53_20MHz_Nss1,(MCS0)_1TX	Pass	30M	1G	PK	85.29M	5.20	-78.17	-78.17	4.7	-68.27	-55.20	-13.07

DG = Directional Gain ; PX=Port X; Psum=P1+P2+...PX

Result

Mode	Result	F-Start (Hz)	F-Stop (Hz)	Type	Freq (Hz)	DG (dBi)	P1 (dBm)	Psum (dBm)	GRF (dB)	EIRP (dBm)	Limit (dBm)	Margin (dB)
802.11ax HEW20_RU106_Index53_20MHz_Nss1,(MCS0)_1TX	-	-	-	-	-	-	-	-		-	-	-
6475MHz	Pass	30M	1G	PK	85.29M	5.20	-78.17	-78.17	4.7	-68.27	-55.20	-13.07

DG = Directional Gain ; PX=Port X; Psum=P1+P2+...PX

6.425-6.525GHz_802.11ax HEW20_RU106_Index53_20MHz_Nss1,(MCS0)_1TX **CSE Other [PK]**

6475MHz

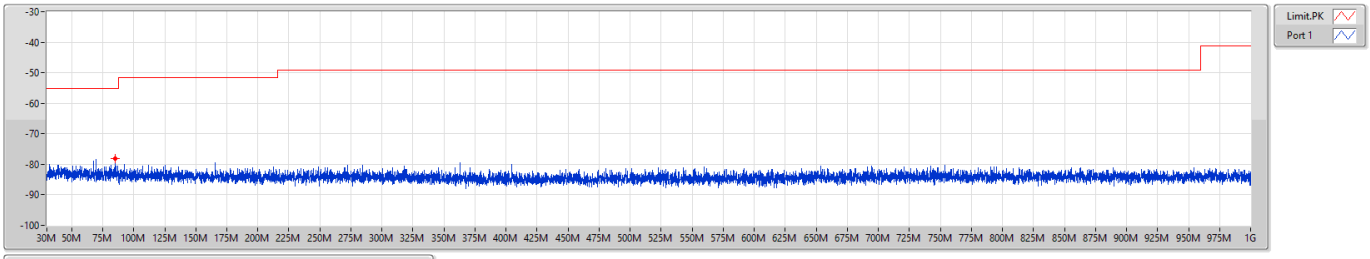

F-Start(Hz)	F-Stop(Hz)	RBW(Hz)	Type	Freq(Hz)	Psum(dBm)	P1(dBm)
30M	1G	100k	PK	85.29M	-78.17	-78.17

Summary

Mode	Result	F-Start (Hz)	F-Stop (Hz)	Type	Freq (Hz)	DG (dBi)	P1 (dBm)	Psum (dBm)	EIRP (dBm)	Limit (dBm)	Margin (dB)
5.925-6.425GHz	-	-	-	-	-	-	-	-	-	-	-
802.11ax HEW20_RU26_Index3_20MHz_Nss1,(MCS0)_1TX	Pass	1G	5G	AV	4.117G	5.20	-49.38	-49.38	-44.18	-41.2	-2.98
802.11ax HEW20_RU52_Index38_20MHz_Nss1,(MCS0)_1TX	Pass	1G	5G	AV	4.117G	5.20	-49.4	-49.4	-44.20	-41.2	-3.00
802.11ax HEW20_RU106_Index53_20MHz_Nss1,(MCS0)_1TX	Pass	1G	5G	AV	4.117G	5.20	-49.36	-49.36	-44.16	-41.2	-2.96
6.425-6.525GHz	-	-	-	-	-	-	-	-	-	-	-
802.11ax HEW20_RU26_Index3_20MHz_Nss1,(MCS0)_1TX	Pass	1G	5G	AV	4.29G	5.20	-49.05	-49.05	-43.85	-41.2	-2.65
802.11ax HEW20_RU52_Index38_20MHz_Nss1,(MCS0)_1TX	Pass	1G	5G	AV	4.29G	5.20	-49.1	-49.1	-43.90	-41.2	-2.70
802.11ax HEW20_RU106_Index53_20MHz_Nss1,(MCS0)_1TX	Pass	1G	5G	AV	4.29G	5.20	-49.03	-49.03	-43.83	-41.2	-2.63
6.525-6.875GHz	-	-	-	-	-	-	-	-	-	-	-
802.11ax HEW20_RU26_Index3_20MHz_Nss1,(MCS0)_1TX	Pass	1G	5G	AV	4.357G	5.20	-50.84	-50.84	-45.64	-41.2	-4.44
802.11ax HEW20_RU52_Index38_20MHz_Nss1,(MCS0)_1TX	Pass	1G	5G	AV	4.357G	5.20	-50.9	-50.9	-45.70	-41.2	-4.50
802.11ax HEW20_RU106_Index53_20MHz_Nss1,(MCS0)_1TX	Pass	1G	5G	AV	4.357G	5.20	-50.78	-50.78	-45.58	-41.2	-4.38
6.875-7.125GHz	-	-	-	-	-	-	-	-	-	-	-
802.11ax HEW20_RU26_Index3_20MHz_Nss1,(MCS0)_1TX	Pass	1G	5G	AV	4.597G	5.20	-51.87	-51.87	-46.67	-41.2	-5.47
802.11ax HEW20_RU52_Index38_20MHz_Nss1,(MCS0)_1TX	Pass	1G	5G	AV	4.597G	5.20	-51.83	-51.83	-46.63	-41.2	-5.43
802.11ax HEW20_RU106_Index53_20MHz_Nss1,(MCS0)_1TX	Pass	1G	5G	AV	4.597G	5.20	-51.8	-51.8	-46.60	-41.2	-5.40

DG = Directional Gain ; PX=Port X; Psum=P1+P2+...PX

Result

Mode	Result	F-Start (Hz)	F-Stop (Hz)	Type	Freq (Hz)	DG (dBi)	P1 (dBm)	Psum (dBm)	EIRP (dBm)	Limit (dBm)	Margin (dB)
802.11ax HEW20_RU26_Index3_20MHz_Nss1,(MCS0)_1TX	-	-	-	-	-	-	-	-	-	-	-
5955MHz	Pass	1G	5G	AV	3.97G	5.20	-50.74	-50.74	-45.54	-41.2	-4.34
5955MHz	Pass	1G	5G	AV	5G	5.20	-72.72	-72.72	-67.52	-41.2	-26.32
5955MHz	Pass	1G	5G	PK	3.97G	5.20	-49.42	-49.42	-44.22	-21.2	-23.02
5955MHz	Pass	1G	5G	PK	5G	5.20	-62.11	-62.11	-56.91	-21.2	-35.71
6175MHz	Pass	1G	5G	AV	4.117G	5.20	-49.38	-49.38	-44.18	-41.2	-2.98
6175MHz	Pass	1G	5G	AV	5G	5.20	-73.05	-73.05	-67.85	-41.2	-26.65
6175MHz	Pass	1G	5G	PK	4.117G	5.20	-48.26	-48.26	-43.06	-21.2	-21.86
6175MHz	Pass	1G	5G	PK	5G	5.20	-62.5	-62.5	-57.30	-21.2	-36.10
6415MHz	Pass	1G	5G	AV	4.277G	5.20	-49.92	-49.92	-44.72	-41.2	-3.52
6415MHz	Pass	1G	5G	AV	5G	5.20	-73.13	-73.13	-67.93	-41.2	-26.73
6415MHz	Pass	1G	5G	PK	4.277G	5.20	-48.72	-48.72	-43.52	-21.2	-22.32
6415MHz	Pass	1G	5G	PK	5G	5.20	-64.54	-64.54	-59.34	-21.2	-38.14
6435MHz	Pass	1G	5G	AV	4.29G	5.20	-49.05	-49.05	-43.85	-41.2	-2.65
6435MHz	Pass	1G	5G	AV	5G	5.20	-72.98	-72.98	-67.78	-41.2	-26.58
6435MHz	Pass	1G	5G	PK	4.2905G	5.20	-47.98	-47.98	-42.78	-21.2	-21.58
6435MHz	Pass	1G	5G	PK	5G	5.20	-63.46	-63.46	-58.26	-21.2	-37.06
6475MHz	Pass	1G	5G	AV	4.317G	5.20	-49.23	-49.23	-44.03	-41.2	-2.83
6475MHz	Pass	1G	5G	AV	5G	5.20	-72.32	-72.32	-67.12	-41.2	-25.92
6475MHz	Pass	1G	5G	PK	4.317G	5.20	-47.99	-47.99	-42.79	-21.2	-21.59
6475MHz	Pass	1G	5G	PK	5G	5.20	-62.76	-62.76	-57.56	-21.2	-36.36
6515MHz	Pass	1G	5G	AV	4.3435G	5.20	-49.35	-49.35	-44.15	-41.2	-2.95
6515MHz	Pass	1G	5G	AV	5G	5.20	-73.21	-73.21	-68.01	-41.2	-26.81
6515MHz	Pass	1G	5G	PK	4.3435G	5.20	-48.21	-48.21	-43.01	-21.2	-21.81
6515MHz	Pass	1G	5G	PK	5G	5.20	-63.5	-63.5	-58.30	-21.2	-37.10
6535MHz	Pass	1G	5G	AV	4.357G	5.20	-50.84	-50.84	-45.64	-41.2	-4.44
6535MHz	Pass	1G	5G	AV	5G	5.20	-73.01	-73.01	-67.81	-41.2	-26.61
6535MHz	Pass	1G	5G	PK	4.357G	5.20	-49.47	-49.47	-44.27	-21.2	-23.07
6535MHz	Pass	1G	5G	PK	5G	5.20	-63.11	-63.11	-57.91	-21.2	-36.71
6715MHz	Pass	1G	5G	AV	4.477G	5.20	-51.24	-51.24	-46.04	-27	-19.04
6715MHz	Pass	1G	5G	AV	5G	5.20	-72.57	-72.57	-67.37	-41.2	-26.17
6715MHz	Pass	1G	5G	PK	4.973G	5.20	-60.79	-60.79	-55.59	-21.2	-34.39
6715MHz	Pass	1G	5G	PK	5G	5.20	-64.19	-64.19	-58.99	-21.2	-37.79
6855MHz	Pass	1G	5G	AV	4.57G	5.20	-51.6	-51.6	-46.40	-41.2	-5.20
6855MHz	Pass	1G	5G	AV	5G	5.20	-72.68	-72.68	-67.48	-41.2	-26.28
6855MHz	Pass	1G	5G	PK	4.5705G	5.20	-50.02	-50.02	-44.82	-21.2	-23.62
6855MHz	Pass	1G	5G	PK	5G	5.20	-63.79	-63.79	-58.59	-21.2	-37.39
6875MHz Straddle 6.525-6.875GHz	Pass	1G	5G	AV	4.5835G	5.20	-51.73	-51.73	-46.53	-41.2	-5.33
6875MHz Straddle 6.525-6.875GHz	Pass	1G	5G	AV	5G	5.20	-72.83	-72.83	-67.63	-41.2	-26.43
6875MHz Straddle 6.525-6.875GHz	Pass	1G	5G	PK	4.5835G	5.20	-50.31	-50.31	-45.11	-21.2	-23.91
6875MHz Straddle 6.525-6.875GHz	Pass	1G	5G	PK	5G	5.20	-62.69	-62.69	-57.49	-21.2	-36.29

Mode	Result	F-Start (Hz)	F-Stop (Hz)	Type	Freq (Hz)	DG (dBi)	P1 (dBm)	Psum (dBm)	EIRP (dBm)	Limit (dBm)	Margin (dB)
6895MHz	Pass	1G	5G	AV	4.597G	5.20	-51.87	-51.87	-46.67	-41.2	-5.47
6895MHz	Pass	1G	5G	AV	5G	5.20	-72.68	-72.68	-67.48	-41.2	-26.28
6895MHz	Pass	1G	5G	PK	4.597G	5.20	-50.09	-50.09	-44.89	-21.2	-23.69
6895MHz	Pass	1G	5G	PK	5G	5.20	-63.73	-63.73	-58.53	-21.2	-37.33
7015MHz	Pass	1G	5G	AV	4.677G	5.20	-52.3	-52.3	-47.10	-41.2	-5.90
7015MHz	Pass	1G	5G	AV	5G	5.20	-72.72	-72.72	-67.52	-41.2	-26.32
7015MHz	Pass	1G	5G	PK	4.677G	5.20	-50.54	-50.54	-45.34	-21.2	-24.14
7015MHz	Pass	1G	5G	PK	5G	5.20	-64.08	-64.08	-58.88	-21.2	-37.68
7095MHz	Pass	1G	5G	AV	4.73G	5.20	-52.29	-52.29	-47.09	-41.2	-5.89
7095MHz	Pass	1G	5G	AV	5G	5.20	-73.13	-73.13	-67.93	-41.2	-26.73
7095MHz	Pass	1G	5G	PK	4.7305G	5.20	-50.62	-50.62	-45.42	-21.2	-24.22
7095MHz	Pass	1G	5G	PK	5G	5.20	-63.93	-63.93	-58.73	-21.2	-37.53
7115MHz	Pass	1G	5G	AV	4.7435G	5.20	-52.48	-52.48	-47.28	-41.2	-6.08
7115MHz	Pass	1G	5G	AV	5G	5.20	-72.86	-72.86	-67.66	-41.2	-26.46
7115MHz	Pass	1G	5G	PK	4.7435G	5.20	-50.99	-50.99	-45.79	-21.2	-24.59
7115MHz	Pass	1G	5G	PK	5G	5.20	-63.88	-63.88	-58.68	-21.2	-37.48
802.11ax HEW20_RU52_Index38_20MHz_Nss1,(MCS0)_1TX	-	-	-	-	-	-	-	-	-	-	-
5955MHz	Pass	1G	5G	AV	3.97G	5.20	-50.71	-50.71	-45.51	-41.2	-4.31
5955MHz	Pass	1G	5G	AV	5G	5.20	-72.53	-72.53	-67.33	-41.2	-26.13
5955MHz	Pass	1G	5G	PK	3.9705G	5.20	-49.06	-49.06	-43.86	-21.2	-22.66
5955MHz	Pass	1G	5G	PK	5G	5.20	-63.46	-63.46	-58.26	-21.2	-37.06
6175MHz	Pass	1G	5G	AV	4.117G	5.20	-49.4	-49.4	-44.20	-41.2	-3.00
6175MHz	Pass	1G	5G	AV	5G	5.20	-72.9	-72.9	-67.70	-41.2	-26.50
6175MHz	Pass	1G	5G	PK	4.117G	5.20	-48.14	-48.14	-42.94	-21.2	-21.74
6175MHz	Pass	1G	5G	PK	5G	5.20	-64.02	-64.02	-58.82	-21.2	-37.62
6415MHz	Pass	1G	5G	AV	4.277G	5.20	-49.91	-49.91	-44.71	-41.2	-3.51
6415MHz	Pass	1G	5G	AV	5G	5.20	-73.05	-73.05	-67.85	-41.2	-26.65
6415MHz	Pass	1G	5G	PK	4.277G	5.20	-48.77	-48.77	-43.57	-21.2	-22.37
6415MHz	Pass	1G	5G	PK	5G	5.20	-63.36	-63.36	-58.16	-21.2	-36.96
6435MHz	Pass	1G	5G	AV	4.29G	5.20	-49.1	-49.1	-43.90	-41.2	-2.70
6435MHz	Pass	1G	5G	AV	5G	5.20	-72.32	-72.32	-67.12	-41.2	-25.92
6435MHz	Pass	1G	5G	PK	4.2905G	5.20	-47.93	-47.93	-42.73	-21.2	-21.53
6435MHz	Pass	1G	5G	PK	5G	5.20	-64.12	-64.12	-58.92	-21.2	-37.72
6475MHz	Pass	1G	5G	AV	4.317G	5.20	-49.15	-49.15	-43.95	-41.2	-2.75
6475MHz	Pass	1G	5G	AV	5G	5.20	-72.94	-72.94	-67.74	-41.2	-26.54
6475MHz	Pass	1G	5G	PK	4.317G	5.20	-48.05	-48.05	-42.85	-21.2	-21.65
6475MHz	Pass	1G	5G	PK	5G	5.20	-63.83	-63.83	-58.63	-21.2	-37.43
6515MHz	Pass	1G	5G	AV	4.3435G	5.20	-49.37	-49.37	-44.17	-41.2	-2.97
6515MHz	Pass	1G	5G	AV	5G	5.20	-72.68	-72.68	-67.48	-41.2	-26.28
6515MHz	Pass	1G	5G	PK	4.3435G	5.20	-48.04	-48.04	-42.84	-21.2	-21.64
6515MHz	Pass	1G	5G	PK	5G	5.20	-62.51	-62.51	-57.31	-21.2	-36.11
6535MHz	Pass	1G	5G	AV	4.357G	5.20	-50.9	-50.9	-45.70	-41.2	-4.50

Mode	Result	F-Start (Hz)	F-Stop (Hz)	Type	Freq (Hz)	DG (dBi)	P1 (dBm)	Psum (dBm)	EIRP (dBm)	Limit (dBm)	Margin (dB)
6535MHz	Pass	1G	5G	AV	5G	5.20	-72.64	-72.64	-67.44	-41.2	-26.24
6535MHz	Pass	1G	5G	PK	4.357G	5.20	-49.53	-49.53	-44.33	-21.2	-23.13
6535MHz	Pass	1G	5G	PK	5G	5.20	-63.46	-63.46	-58.26	-21.2	-37.06
6715MHz	Pass	1G	5G	AV	4.477G	5.20	-51.3	-51.3	-46.10	-27	-19.10
6715MHz	Pass	1G	5G	AV	5G	5.20	-72.72	-72.72	-67.52	-41.2	-26.32
6715MHz	Pass	1G	5G	PK	4.137G	5.20	-60.41	-60.41	-55.21	-21.2	-34.01
6715MHz	Pass	1G	5G	PK	5G	5.20	-63.18	-63.18	-57.98	-21.2	-36.78
6855MHz	Pass	1G	5G	AV	4.57G	5.20	-51.64	-51.64	-46.44	-41.2	-5.24
6855MHz	Pass	1G	5G	AV	5G	5.20	-72.72	-72.72	-67.52	-41.2	-26.32
6855MHz	Pass	1G	5G	PK	4.5705G	5.20	-50.37	-50.37	-45.17	-21.2	-23.97
6855MHz	Pass	1G	5G	PK	5G	5.20	-63.34	-63.34	-58.14	-21.2	-36.94
6875MHz Straddle 6.525-6.875GHz	Pass	1G	5G	AV	4.5835G	5.20	-51.71	-51.71	-46.51	-41.2	-5.31
6875MHz Straddle 6.525-6.875GHz	Pass	1G	5G	AV	5G	5.20	-72.83	-72.83	-67.63	-41.2	-26.43
6875MHz Straddle 6.525-6.875GHz	Pass	1G	5G	PK	4.5835G	5.20	-50.31	-50.31	-45.11	-21.2	-23.91
6875MHz Straddle 6.525-6.875GHz	Pass	1G	5G	PK	5G	5.20	-63.57	-63.57	-58.37	-21.2	-37.17
6895MHz	Pass	1G	5G	AV	4.597G	5.20	-51.83	-51.83	-46.63	-41.2	-5.43
6895MHz	Pass	1G	5G	AV	5G	5.20	-73.05	-73.05	-67.85	-41.2	-26.65
6895MHz	Pass	1G	5G	PK	4.597G	5.20	-50.32	-50.32	-45.12	-21.2	-23.92
6895MHz	Pass	1G	5G	PK	5G	5.20	-63.73	-63.73	-58.53	-21.2	-37.33
7015MHz	Pass	1G	5G	AV	4.677G	5.20	-52.22	-52.22	-47.02	-41.2	-5.82
7015MHz	Pass	1G	5G	AV	5G	5.20	-72.46	-72.46	-67.26	-41.2	-26.06
7015MHz	Pass	1G	5G	PK	4.677G	5.20	-50.72	-50.72	-45.52	-21.2	-24.32
7015MHz	Pass	1G	5G	PK	5G	5.20	-64.42	-64.42	-59.22	-21.2	-38.02
7095MHz	Pass	1G	5G	AV	4.73G	5.20	-52.26	-52.26	-47.06	-41.2	-5.86
7095MHz	Pass	1G	5G	AV	5G	5.20	-72.64	-72.64	-67.44	-41.2	-26.24
7095MHz	Pass	1G	5G	PK	4.7305G	5.20	-50.74	-50.74	-45.54	-21.2	-24.34
7095MHz	Pass	1G	5G	PK	5G	5.20	-62.47	-62.47	-57.27	-21.2	-36.07
7115MHz	Pass	1G	5G	AV	4.7435G	5.20	-52.36	-52.36	-47.16	-41.2	-5.96
7115MHz	Pass	1G	5G	AV	5G	5.20	-72.61	-72.61	-67.41	-41.2	-26.21
7115MHz	Pass	1G	5G	PK	4.7435G	5.20	-50.89	-50.89	-45.69	-21.2	-24.49
7115MHz	Pass	1G	5G	PK	5G	5.20	-64.02	-64.02	-58.82	-21.2	-37.62
802.11ax HEW20_RU106_Index53_20MHz_Nss1,(MCS0)_1TX	-	-	-	-	-	-	-	-	-	-	-
5955MHz	Pass	1G	5G	AV	3.97G	5.20	-50.74	-50.74	-45.54	-41.2	-4.34
5955MHz	Pass	1G	5G	AV	5G	5.20	-72.43	-72.43	-67.23	-41.2	-26.03
5955MHz	Pass	1G	5G	PK	3.97G	5.20	-49.29	-49.29	-44.09	-21.2	-22.89
5955MHz	Pass	1G	5G	PK	5G	5.20	-63.22	-63.22	-58.02	-21.2	-36.82
6175MHz	Pass	1G	5G	AV	4.117G	5.20	-49.36	-49.36	-44.16	-41.2	-2.96
6175MHz	Pass	1G	5G	AV	5G	5.20	-72.53	-72.53	-67.33	-41.2	-26.13
6175MHz	Pass	1G	5G	PK	4.117G	5.20	-48.24	-48.24	-43.04	-21.2	-21.84
6175MHz	Pass	1G	5G	PK	5G	5.20	-65.06	-65.06	-59.86	-21.2	-38.66
6415MHz	Pass	1G	5G	AV	4.277G	5.20	-49.83	-49.83	-44.63	-41.2	-3.43
6415MHz	Pass	1G	5G	AV	5G	5.20	-72.46	-72.46	-67.26	-41.2	-26.06

Mode	Result	F-Start (Hz)	F-Stop (Hz)	Type	Freq (Hz)	DG (dBi)	P1 (dBm)	Psum (dBm)	EIRP (dBm)	Limit (dBm)	Margin (dB)
6415MHz	Pass	1G	5G	PK	4.277G	5.20	-48.64	-48.64	-43.44	-21.2	-22.24
6415MHz	Pass	1G	5G	PK	5G	5.20	-63.99	-63.99	-58.79	-21.2	-37.59
6435MHz	Pass	1G	5G	AV	4.29G	5.20	-49.03	-49.03	-43.83	-41.2	-2.63
6435MHz	Pass	1G	5G	AV	5G	5.20	-72.57	-72.57	-67.37	-41.2	-26.17
6435MHz	Pass	1G	5G	PK	4.2905G	5.20	-47.98	-47.98	-42.78	-21.2	-21.58
6435MHz	Pass	1G	5G	PK	5G	5.20	-64.11	-64.11	-58.91	-21.2	-37.71
6475MHz	Pass	1G	5G	AV	4.317G	5.20	-49.2	-49.2	-44.00	-41.2	-2.80
6475MHz	Pass	1G	5G	AV	5G	5.20	-72.57	-72.57	-67.37	-41.2	-26.17
6475MHz	Pass	1G	5G	PK	4.317G	5.20	-48.12	-48.12	-42.92	-21.2	-21.72
6475MHz	Pass	1G	5G	PK	5G	5.20	-64.15	-64.15	-58.95	-21.2	-37.75
6515MHz	Pass	1G	5G	AV	4.3435G	5.20	-49.32	-49.32	-44.12	-41.2	-2.92
6515MHz	Pass	1G	5G	AV	5G	5.20	-72.68	-72.68	-67.48	-41.2	-26.28
6515MHz	Pass	1G	5G	PK	4.3435G	5.20	-48.2	-48.2	-43.00	-21.2	-21.80
6515MHz	Pass	1G	5G	PK	5G	5.20	-63.55	-63.55	-58.35	-21.2	-37.15
6535MHz	Pass	1G	5G	AV	4.357G	5.20	-50.78	-50.78	-45.58	-41.2	-4.38
6535MHz	Pass	1G	5G	AV	5G	5.20	-73.01	-73.01	-67.81	-41.2	-26.61
6535MHz	Pass	1G	5G	PK	4.357G	5.20	-49.53	-49.53	-44.33	-21.2	-23.13
6535MHz	Pass	1G	5G	PK	5G	5.20	-63.58	-63.58	-58.38	-21.2	-37.18
6715MHz	Pass	1G	5G	AV	4.477G	5.20	-51.32	-51.32	-46.12	-27	-19.12
6715MHz	Pass	1G	5G	AV	5G	5.20	-72.5	-72.5	-67.30	-41.2	-26.10
6715MHz	Pass	1G	5G	PK	4.167G	5.20	-60.43	-60.43	-55.23	-21.2	-34.03
6715MHz	Pass	1G	5G	PK	5G	5.20	-63.28	-63.28	-58.08	-21.2	-36.88
6855MHz	Pass	1G	5G	AV	4.57G	5.20	-51.56	-51.56	-46.36	-41.2	-5.16
6855MHz	Pass	1G	5G	AV	5G	5.20	-72.57	-72.57	-67.37	-41.2	-26.17
6855MHz	Pass	1G	5G	PK	4.5705G	5.20	-50.18	-50.18	-44.98	-21.2	-23.78
6855MHz	Pass	1G	5G	PK	5G	5.20	-63.06	-63.06	-57.86	-21.2	-36.66
6875MHz Straddle 6.525-6.875GHz	Pass	1G	5G	AV	4.5835G	5.20	-51.69	-51.69	-46.49	-41.2	-5.29
6875MHz Straddle 6.525-6.875GHz	Pass	1G	5G	AV	5G	5.20	-72.86	-72.86	-67.66	-41.2	-26.46
6875MHz Straddle 6.525-6.875GHz	Pass	1G	5G	PK	4.5835G	5.20	-50.36	-50.36	-45.16	-21.2	-23.96
6875MHz Straddle 6.525-6.875GHz	Pass	1G	5G	PK	5G	5.20	-62.35	-62.35	-57.15	-21.2	-35.95
6895MHz	Pass	1G	5G	AV	4.597G	5.20	-51.8	-51.8	-46.60	-41.2	-5.40
6895MHz	Pass	1G	5G	AV	5G	5.20	-72.57	-72.57	-67.37	-41.2	-26.17
6895MHz	Pass	1G	5G	PK	4.597G	5.20	-50.11	-50.11	-44.91	-21.2	-23.71
6895MHz	Pass	1G	5G	PK	5G	5.20	-62.45	-62.45	-57.25	-21.2	-36.05
7015MHz	Pass	1G	5G	AV	4.677G	5.20	-52.29	-52.29	-47.09	-41.2	-5.89
7015MHz	Pass	1G	5G	AV	5G	5.20	-72.68	-72.68	-67.48	-41.2	-26.28
7015MHz	Pass	1G	5G	PK	4.677G	5.20	-50.53	-50.53	-45.33	-21.2	-24.13
7015MHz	Pass	1G	5G	PK	5G	5.20	-63.01	-63.01	-57.81	-21.2	-36.61
7095MHz	Pass	1G	5G	AV	4.73G	5.20	-52.21	-52.21	-47.01	-41.2	-5.81
7095MHz	Pass	1G	5G	AV	5G	5.20	-72.98	-72.98	-67.78	-41.2	-26.58
7095MHz	Pass	1G	5G	PK	4.7305G	5.20	-50.45	-50.45	-45.25	-21.2	-24.05
7095MHz	Pass	1G	5G	PK	5G	5.20	-61.71	-61.71	-56.51	-21.2	-35.31

Mode	Result	F-Start (Hz)	F-Stop (Hz)	Type	Freq (Hz)	DG (dBi)	P1 (dBm)	Psum (dBm)	EIRP (dBm)	Limit (dBm)	Margin (dB)
7115MHz	Pass	1G	5G	AV	4.7435G	5.20	-52.43	-52.43	-47.23	-41.2	-6.03
7115MHz	Pass	1G	5G	AV	5G	5.20	-72.36	-72.36	-67.16	-41.2	-25.96
7115MHz	Pass	1G	5G	PK	4.7435G	5.20	-50.56	-50.56	-45.36	-21.2	-24.16
7115MHz	Pass	1G	5G	PK	5G	5.20	-63.75	-63.75	-58.55	-21.2	-37.35

DG = Directional Gain ; PX=Port X; Psum=P1+P2+...PX

5.925-6.425GHz_802.11ax HEW20_RU26_Index3_20MHz_Nss1,(MCS0)_1TX **CSE Other [PK]**

5955MHz

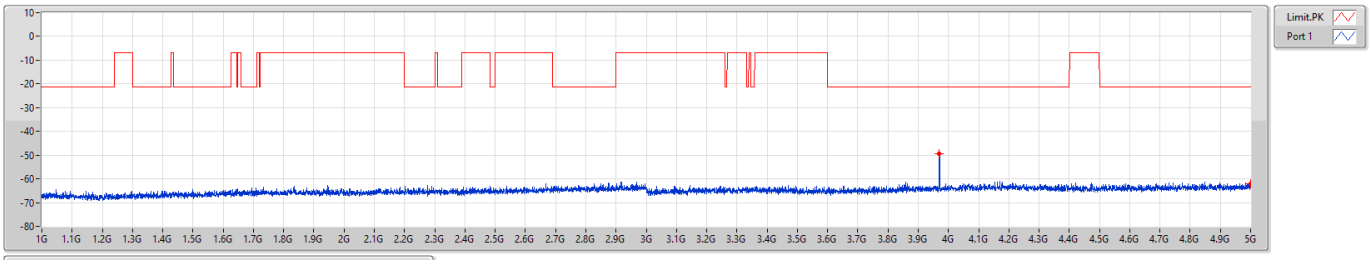

F-Start(Hz)	F-Stop(Hz)	RBW(Hz)	Type	Freq(Hz)	Psum(dBm)	P1(dBm)
1G	5G	1M	PK	3.97G	-49.42	-49.42
1G	5G	1M	PK	5G	-62.11	-62.11

5.925-6.425GHz_802.11ax HEW20_RU26_Index3_20MHz_Nss1,(MCS0)_1TX **CSE Other [AV]**

5955MHz

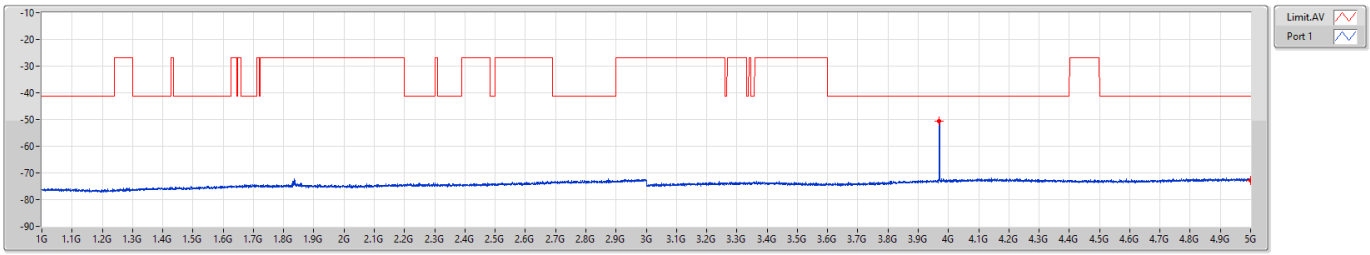

F-Start(Hz)	F-Stop(Hz)	RBW(Hz)	Type	Freq(Hz)	Psum(dBm)	P1(dBm)
1G	5G	1M	AV	3.97G	-50.74	-50.74
1G	5G	1M	AV	5G	-72.72	-72.72

5.925-6.425GHz_802.11ax HEW20_RU26_Index3_20MHz_Nss1,(MCS0)_1TX **CSE Other [PK]**

6175MHz

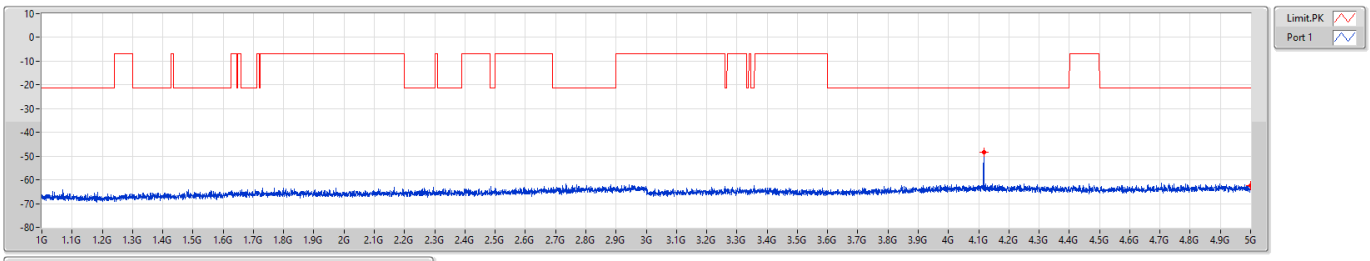

F-Start(Hz)	F-Stop(Hz)	RBW(Hz)	Type	Freq(Hz)	Psum(dBm)	P1(dBm)
1G	5G	1M	PK	4.117G	-48.26	-48.26
1G	5G	1M	PK	5G	-62.50	-62.50

5.925-6.425GHz_802.11ax HEW20_RU26_Index3_20MHz_Nss1,(MCS0)_1TX **CSE Other [AV]**

6175MHz

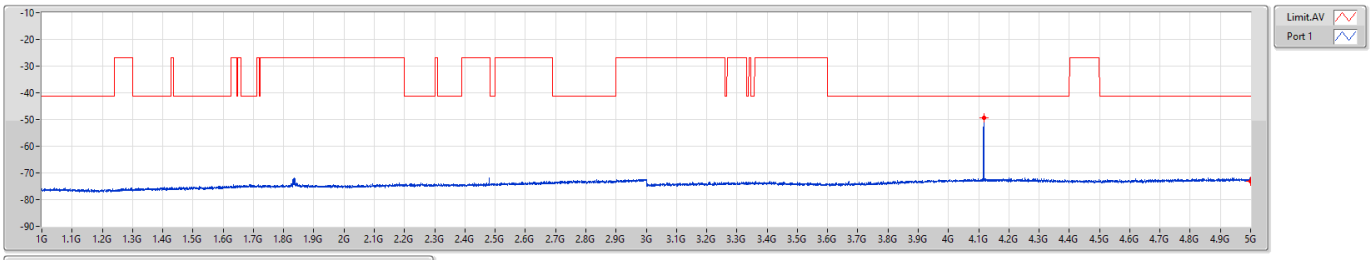

F-Start(Hz)	F-Stop(Hz)	RBW(Hz)	Type	Freq(Hz)	Psum(dBm)	P1(dBm)
1G	5G	1M	AV	4.117G	-49.38	-49.38
1G	5G	1M	AV	5G	-73.05	-73.05

5.925-6.425GHz_802.11ax HEW20_RU26_Index3_20MHz_Nss1,(MCS0)_1TX **CSE Other [PK]**

6415MHz

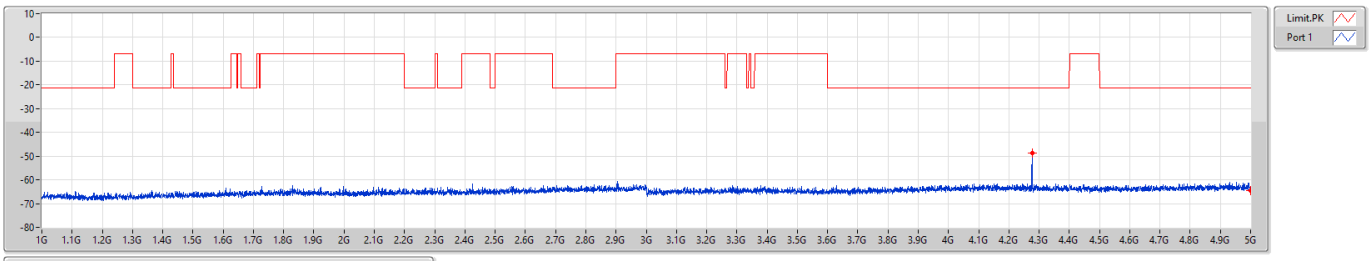

F-Start(Hz)	F-Stop(Hz)	RBW(Hz)	Type	Freq(Hz)	Psum(dBm)	P1(dBm)
1G	5G	1M	PK	4.277G	-48.72	-48.72
1G	5G	1M	PK	5G	-64.54	-64.54

5.925-6.425GHz_802.11ax HEW20_RU26_Index3_20MHz_Nss1,(MCS0)_1TX **CSE Other [AV]**

6415MHz

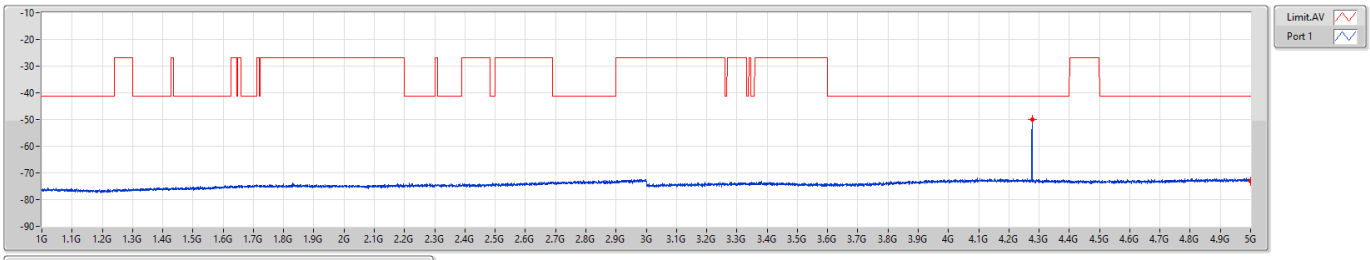

F-Start(Hz)	F-Stop(Hz)	RBW(Hz)	Type	Freq(Hz)	Psum(dBm)	P1(dBm)
1G	5G	1M	AV	4.277G	-49.92	-49.92
1G	5G	1M	AV	5G	-73.13	-73.13

6.425-6.525GHz_802.11ax HEW20_RU26_Index3_20MHz_Nss1,(MCS0)_1TX **CSE Other [PK]**

6435MHz

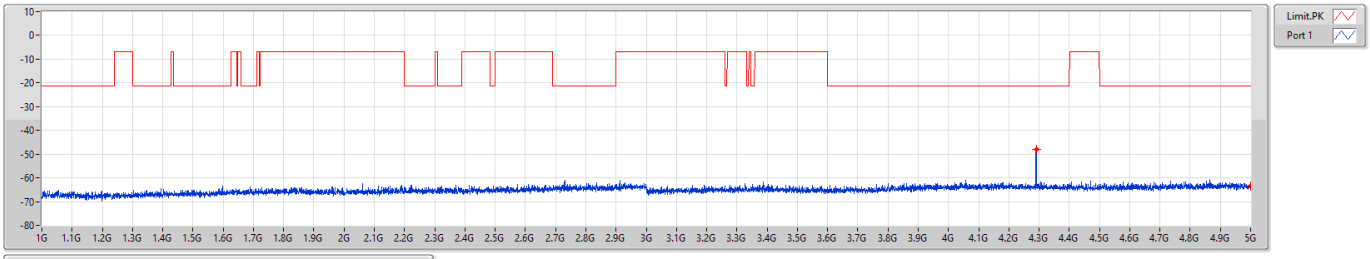

F-Start(Hz)	F-Stop(Hz)	RBW(Hz)	Type	Freq(Hz)	Psum(dBm)	P1(dBm)
1G	5G	1M	PK	4.2905G	-47.98	-47.98
1G	5G	1M	PK	5G	-63.46	-63.46

6.425-6.525GHz_802.11ax HEW20_RU26_Index3_20MHz_Nss1,(MCS0)_1TX **CSE Other [AV]**

6435MHz

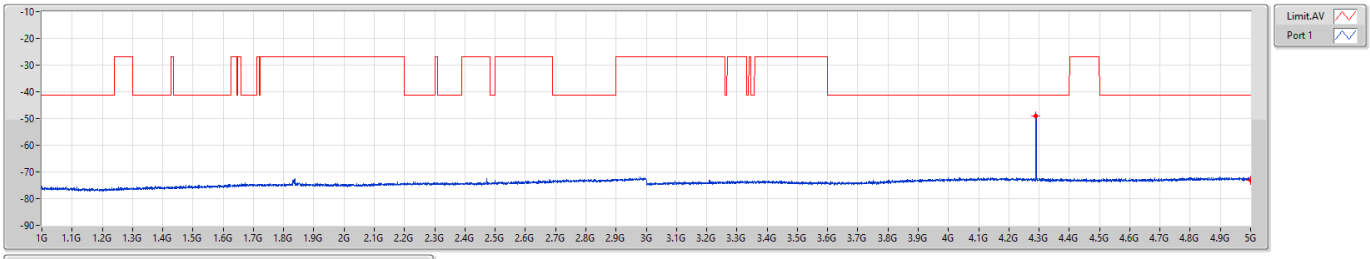

F-Start(Hz)	F-Stop(Hz)	RBW(Hz)	Type	Freq(Hz)	Psum(dBm)	P1(dBm)
1G	5G	1M	AV	4.29G	-49.05	-49.05
1G	5G	1M	AV	5G	-72.98	-72.98

6.425-6.525GHz_802.11ax HEW20_RU26_Index3_20MHz_Nss1,(MCS0)_1TX **CSE Other [PK]**

6475MHz

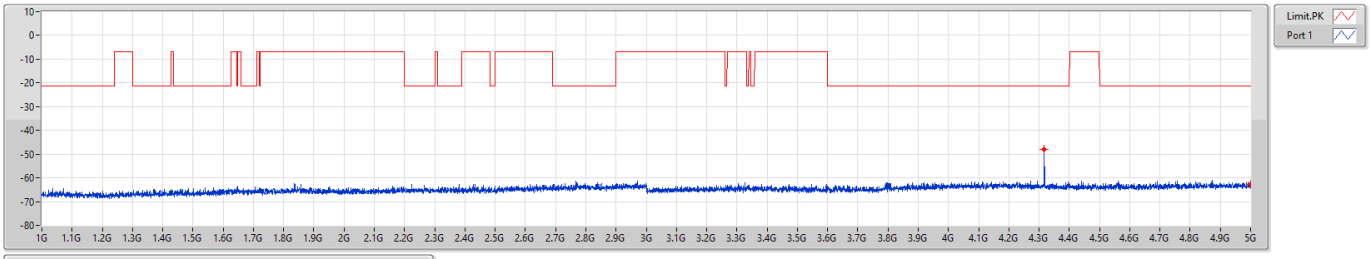

F-Start(Hz)	F-Stop(Hz)	RBW(Hz)	Type	Freq(Hz)	Psum(dBm)	P1(dBm)
1G	5G	1M	PK	4.317G	-47.99	-47.99
1G	5G	1M	PK	5G	-62.76	-62.76

6.425-6.525GHz_802.11ax HEW20_RU26_Index3_20MHz_Nss1,(MCS0)_1TX **CSE Other [AV]**

6475MHz

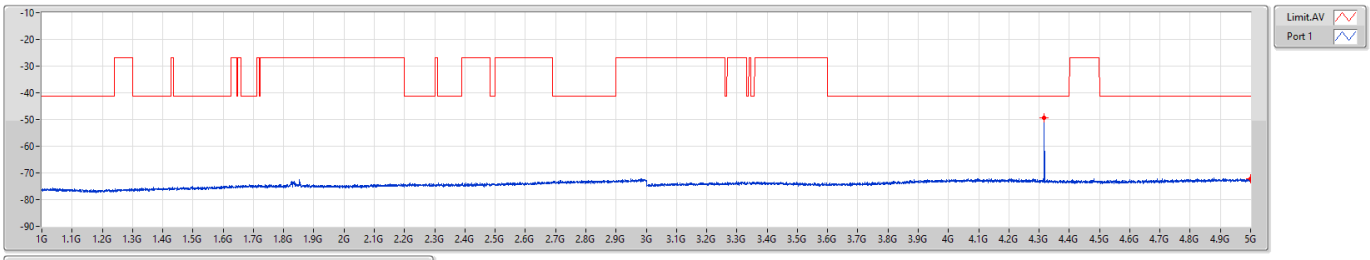

F-Start(Hz)	F-Stop(Hz)	RBW(Hz)	Type	Freq(Hz)	Psum(dBm)	P1(dBm)
1G	5G	1M	AV	4.317G	-49.23	-49.23
1G	5G	1M	AV	5G	-72.32	-72.32

6.425-6.525GHz_802.11ax HEW20_RU26_Index3_20MHz_Nss1,(MCS0)_1TX **CSE Other [PK]**

6515MHz

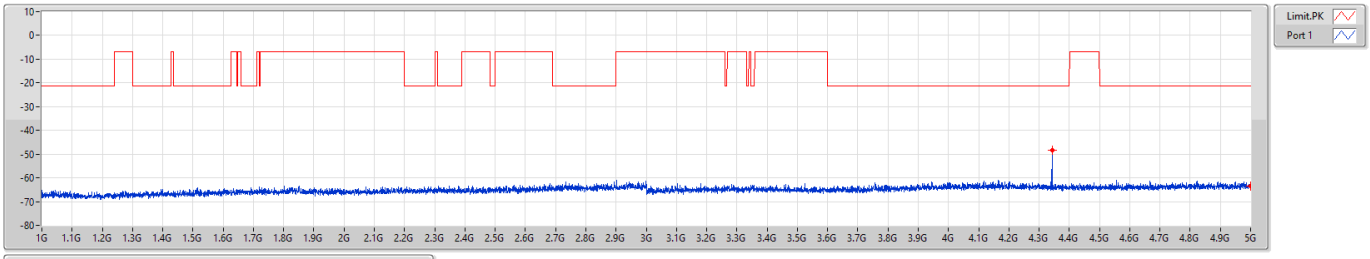

F-Start(Hz)	F-Stop(Hz)	RBW(Hz)	Type	Freq(Hz)	Psum(dBm)	P1(dBm)
1G	5G	1M	PK	4.3435G	-48.21	-48.21
1G	5G	1M	PK	5G	-63.50	-63.50

6.425-6.525GHz_802.11ax HEW20_RU26_Index3_20MHz_Nss1,(MCS0)_1TX **CSE Other [AV]**

6515MHz

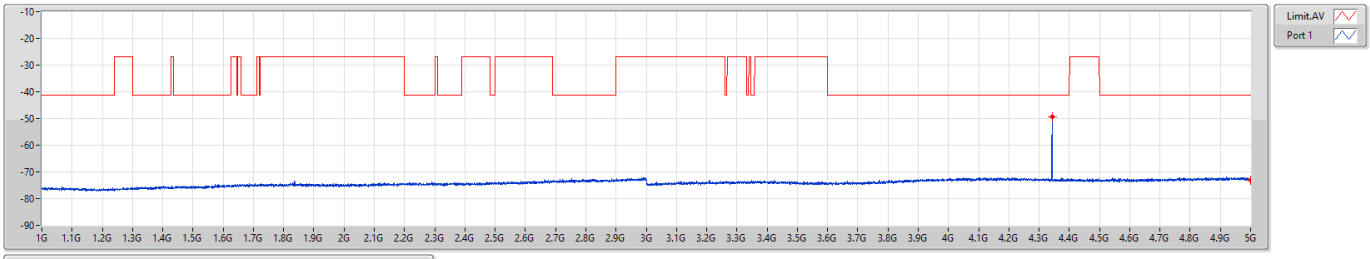

F-Start(Hz)	F-Stop(Hz)	RBW(Hz)	Type	Freq(Hz)	Psum(dBm)	P1(dBm)
1G	5G	1M	AV	4.3435G	-49.35	-49.35
1G	5G	1M	AV	5G	-73.21	-73.21

6.525-6.875GHz_802.11ax HEW20_RU26_Index3_20MHz_Nss1,(MCS0)_1TX **CSE Other [PK]**

6535MHz

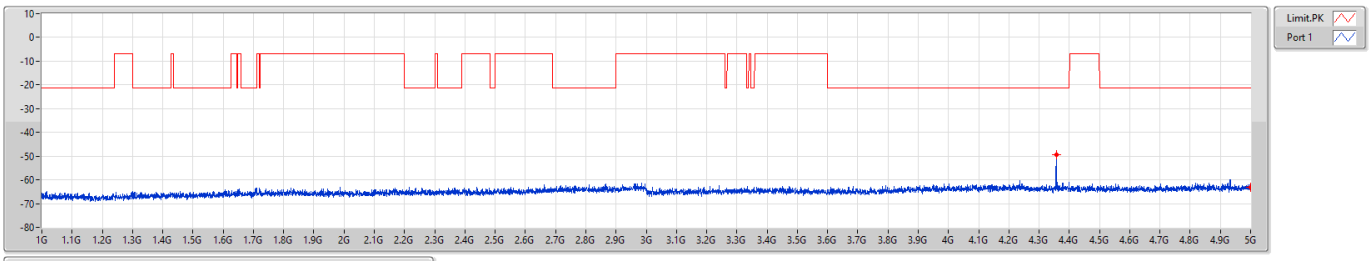

F-Start(Hz)	F-Stop(Hz)	RBW(Hz)	Type	Freq(Hz)	Psum(dBm)	P1(dBm)
1G	5G	1M	PK	4.357G	-49.47	-49.47
1G	5G	1M	PK	5G	-63.11	-63.11

6.525-6.875GHz_802.11ax HEW20_RU26_Index3_20MHz_Nss1,(MCS0)_1TX **CSE Other [AV]**

6535MHz

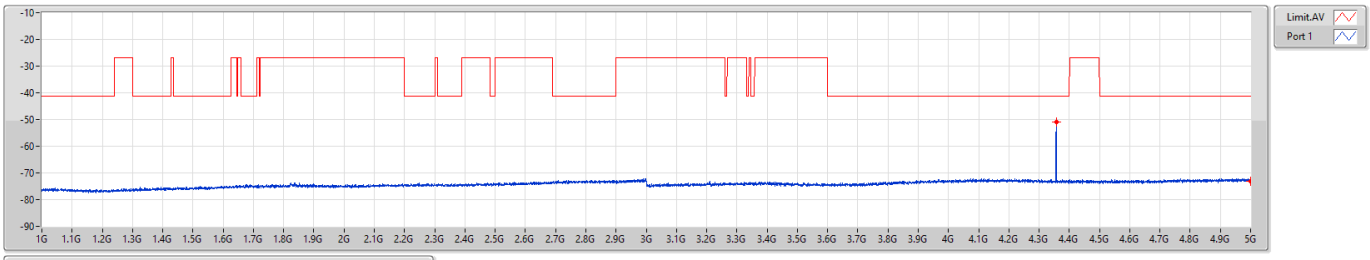

F-Start(Hz)	F-Stop(Hz)	RBW(Hz)	Type	Freq(Hz)	Psum(dBm)	P1(dBm)
1G	5G	1M	AV	4.357G	-50.84	-50.84
1G	5G	1M	AV	5G	-73.01	-73.01

6.525-6.875GHz_802.11ax HEW20_RU26_Index3_20MHz_Nss1,(MCS0)_1TX **CSE Other [PK]**

6715MHz

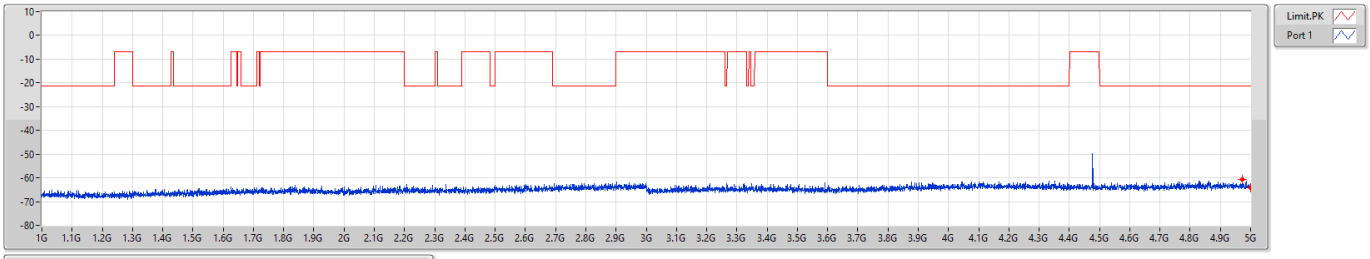

F-Start(Hz)	F-Stop(Hz)	RBW(Hz)	Type	Freq(Hz)	Psum(dBm)	P1(dBm)
1G	5G	1M	PK	4.973G	-60.79	-60.79
1G	5G	1M	PK	5G	-64.19	-64.19

6.525-6.875GHz_802.11ax HEW20_RU26_Index3_20MHz_Nss1,(MCS0)_1TX **CSE Other [AV]**

6715MHz

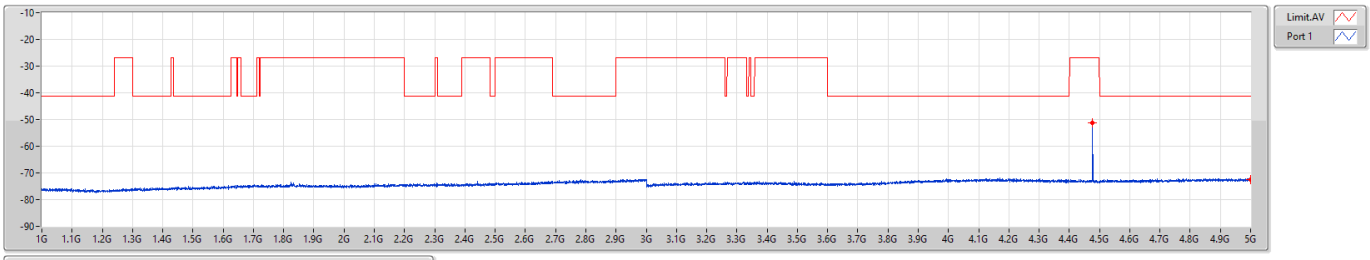

F-Start(Hz)	F-Stop(Hz)	RBW(Hz)	Type	Freq(Hz)	Psum(dBm)	P1(dBm)
1G	5G	1M	AV	4.477G	-51.24	-51.24
1G	5G	1M	AV	5G	-72.57	-72.57

6.525-6.875GHz_802.11ax HEW20_RU26_Index3_20MHz_Nss1,(MCS0)_1TX **CSE Other [PK]**

6855MHz

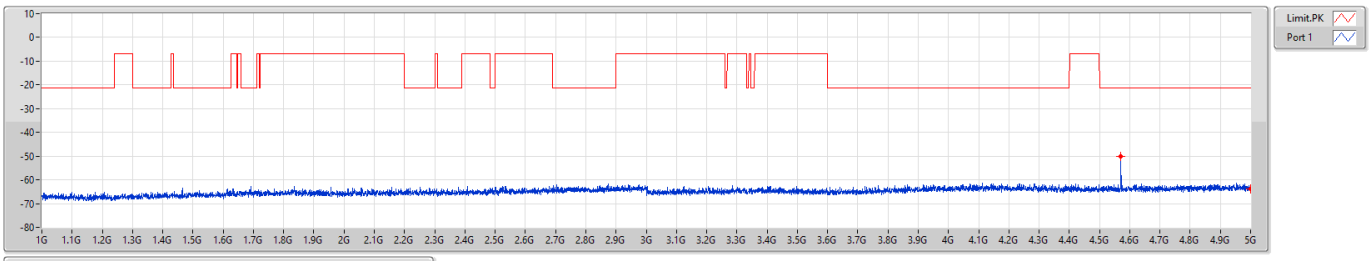

F-Start(Hz)	F-Stop(Hz)	RBW(Hz)	Type	Freq(Hz)	Psum(dBm)	P1(dBm)
1G	5G	1M	PK	4.5705G	-50.02	-50.02
1G	5G	1M	PK	5G	-63.79	-63.79

6.525-6.875GHz_802.11ax HEW20_RU26_Index3_20MHz_Nss1,(MCS0)_1TX **CSE Other [AV]**

6855MHz

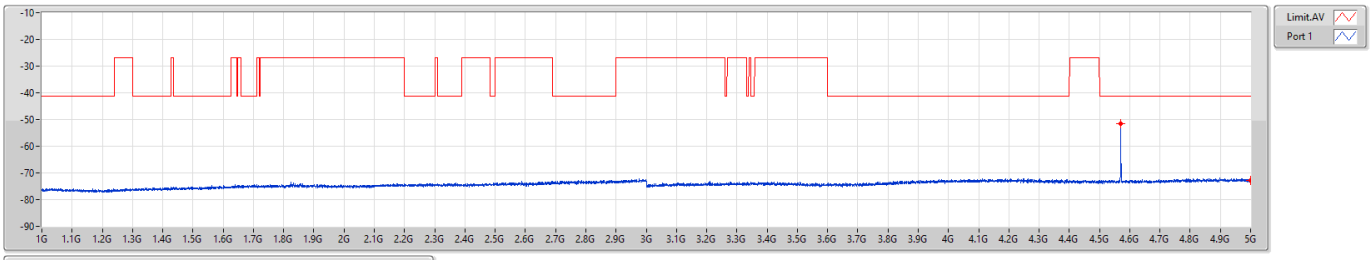

F-Start(Hz)	F-Stop(Hz)	RBW(Hz)	Type	Freq(Hz)	Psum(dBm)	P1(dBm)
1G	5G	1M	AV	4.57G	-51.60	-51.60
1G	5G	1M	AV	5G	-72.68	-72.68

6.525-6.875GHz_802.11ax HEW20_RU26_Index3_20MHz_Nss1,(MCS0)_1TX **CSE Other [PK]**

6875MHz Straddle 6.525-6.875GHz

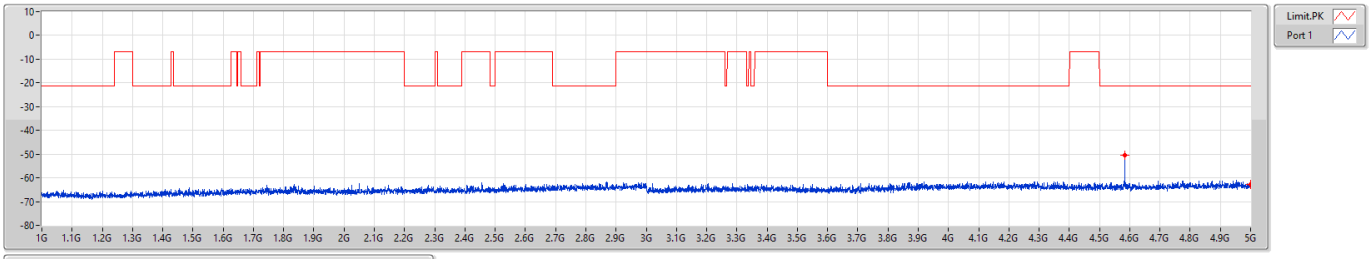

F-Start(Hz)	F-Stop(Hz)	RBW(Hz)	Type	Freq(Hz)	Psum(dBm)	P1(dBm)
1G	5G	1M	PK	4.5835G	-50.31	-50.31
1G	5G	1M	PK	5G	-62.69	-62.69

6.525-6.875GHz_802.11ax HEW20_RU26_Index3_20MHz_Nss1,(MCS0)_1TX **CSE Other [AV]**

6875MHz Straddle 6.525-6.875GHz

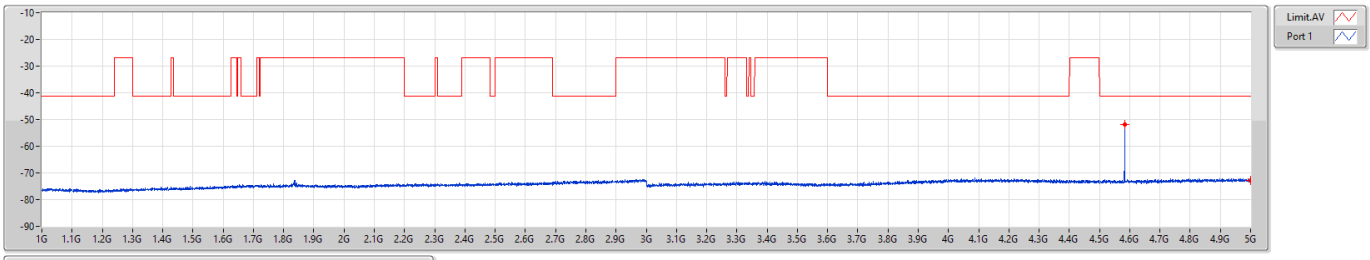

F-Start(Hz)	F-Stop(Hz)	RBW(Hz)	Type	Freq(Hz)	Psum(dBm)	P1(dBm)
1G	5G	1M	AV	4.5835G	-51.73	-51.73
1G	5G	1M	AV	5G	-72.83	-72.83

6.875-7.125GHz_802.11ax HEW20_RU26_Index3_20MHz_Nss1,(MCS0)_1TX **CSE Other [PK]**

6895MHz

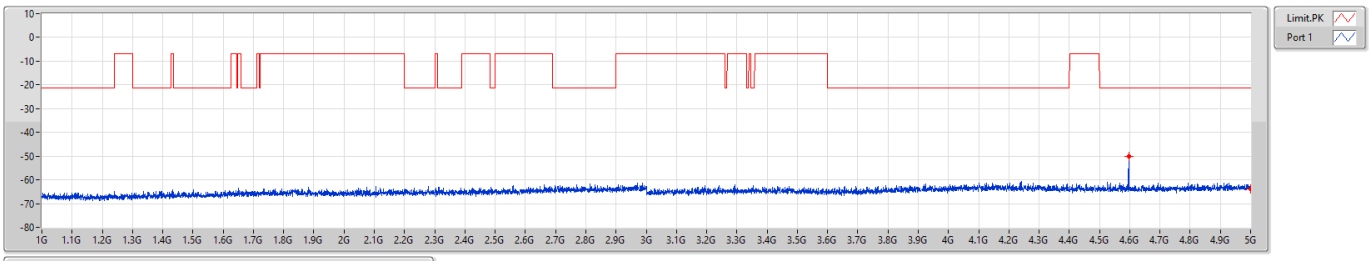

F-Start(Hz)	F-Stop(Hz)	RBW(Hz)	Type	Freq(Hz)	Psum(dBm)	P1(dBm)
1G	5G	1M	PK	4.597G	-50.09	-50.09
1G	5G	1M	PK	5G	-63.73	-63.73

6.875-7.125GHz_802.11ax HEW20_RU26_Index3_20MHz_Nss1,(MCS0)_1TX **CSE Other [AV]**

6895MHz

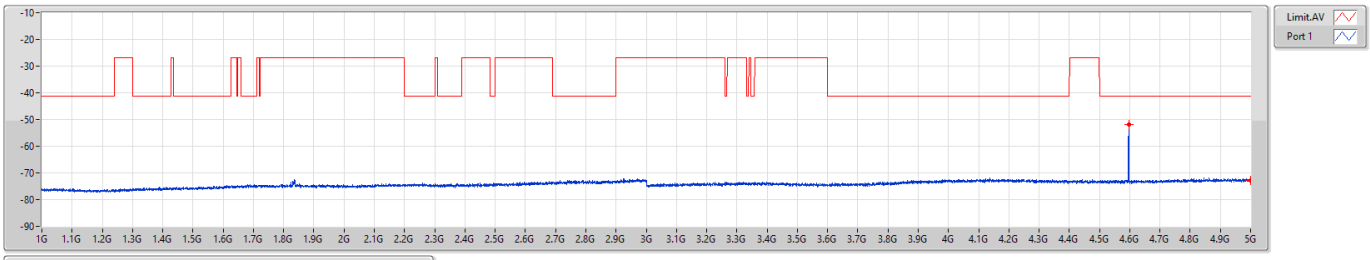

F-Start(Hz)	F-Stop(Hz)	RBW(Hz)	Type	Freq(Hz)	Psum(dBm)	P1(dBm)
1G	5G	1M	AV	4.597G	-51.87	-51.87
1G	5G	1M	AV	5G	-72.68	-72.68

6.875-7.125GHz_802.11ax HEW20_RU26_Index3_20MHz_Nss1,(MCS0)_1TX **CSE Other [PK]**

7015MHz

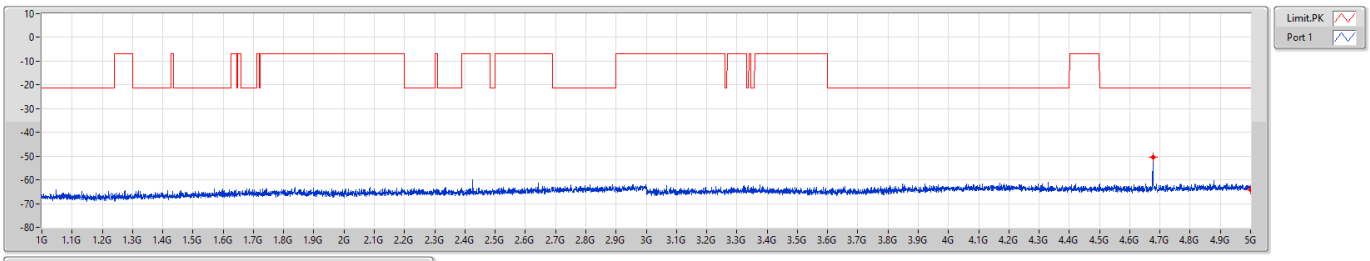

F-Start(Hz)	F-Stop(Hz)	RBW(Hz)	Type	Freq(Hz)	Psum(dBm)	P1(dBm)
1G	5G	1M	PK	4.677G	-50.54	-50.54
1G	5G	1M	PK	5G	-64.08	-64.08

6.875-7.125GHz_802.11ax HEW20_RU26_Index3_20MHz_Nss1,(MCS0)_1TX **CSE Other [AV]**

7015MHz

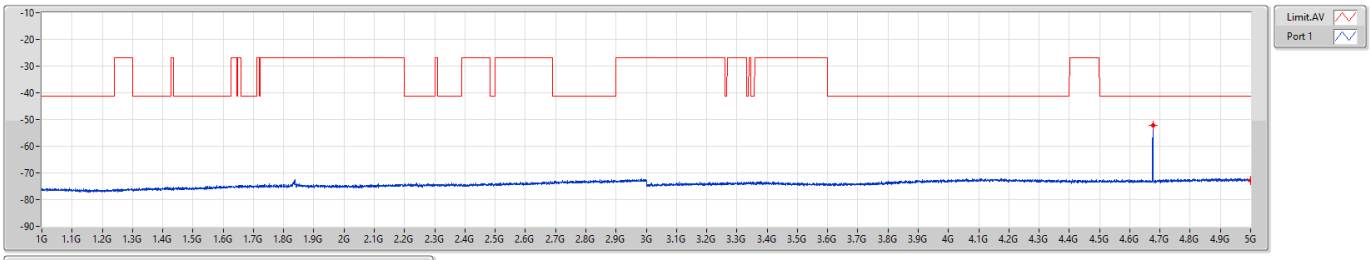

F-Start(Hz)	F-Stop(Hz)	RBW(Hz)	Type	Freq(Hz)	Psum(dBm)	P1(dBm)
1G	5G	1M	AV	4.677G	-52.30	-52.30
1G	5G	1M	AV	5G	-72.72	-72.72

6.875-7.125GHz_802.11ax HEW20_RU26_Index3_20MHz_Nss1,(MCS0)_1TX **CSE Other [PK]**

7095MHz

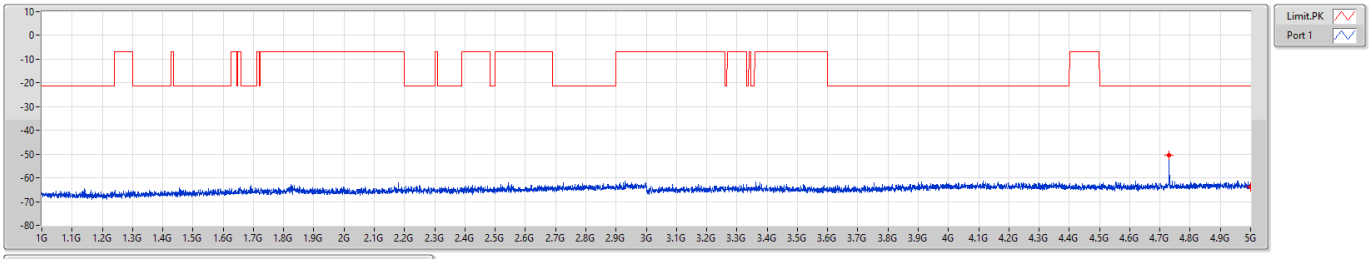

F-Start(Hz)	F-Stop(Hz)	RBW(Hz)	Type	Freq(Hz)	Psum(dBm)	P1(dBm)
1G	5G	1M	PK	4.7305G	-50.62	-50.62
1G	5G	1M	PK	5G	-63.93	-63.93

6.875-7.125GHz_802.11ax HEW20_RU26_Index3_20MHz_Nss1,(MCS0)_1TX **CSE Other [AV]**

7095MHz

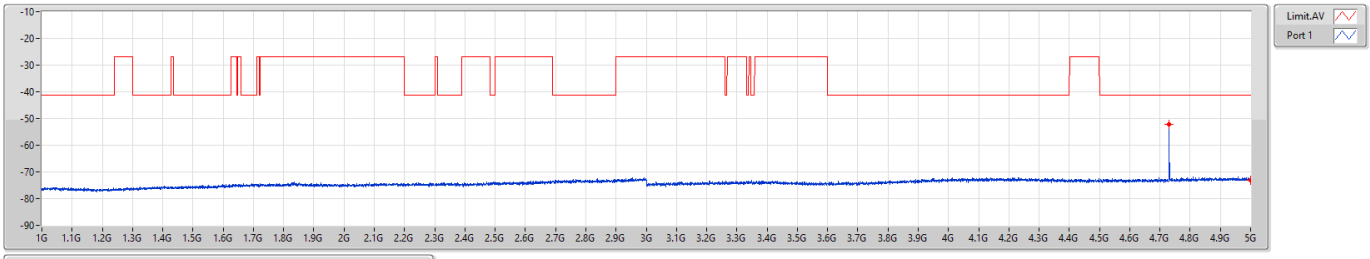

F-Start(Hz)	F-Stop(Hz)	RBW(Hz)	Type	Freq(Hz)	Psum(dBm)	P1(dBm)
1G	5G	1M	AV	4.73G	-52.29	-52.29
1G	5G	1M	AV	5G	-73.13	-73.13

6.875-7.125GHz_802.11ax HEW20_RU26_Index3_20MHz_Nss1,(MCS0)_1TX **CSE Other [PK]**

7115MHz

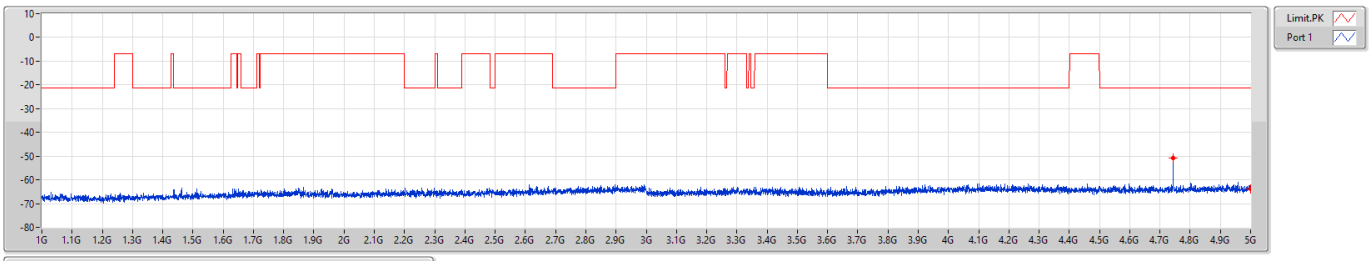

F-Start(Hz)	F-Stop(Hz)	RBW(Hz)	Type	Freq(Hz)	Psum(dBm)	P1(dBm)
1G	5G	1M	PK	4.7435G	-50.99	-50.99
1G	5G	1M	PK	5G	-63.88	-63.88

6.875-7.125GHz_802.11ax HEW20_RU26_Index3_20MHz_Nss1,(MCS0)_1TX **CSE Other [AV]**

7115MHz

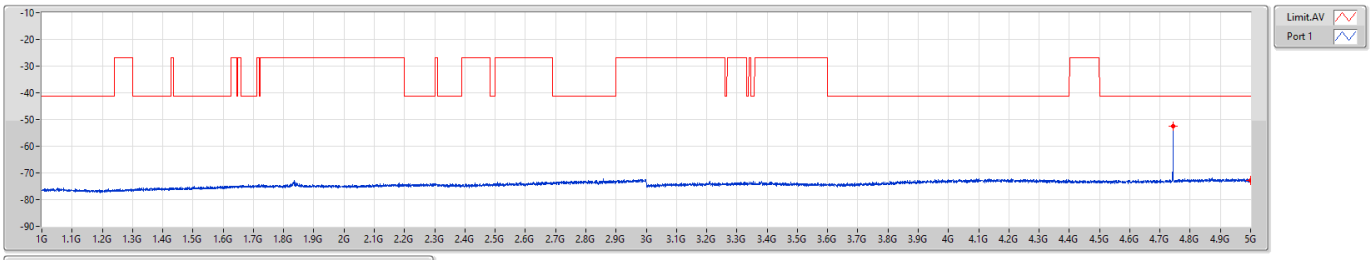

F-Start(Hz)	F-Stop(Hz)	RBW(Hz)	Type	Freq(Hz)	Psum(dBm)	P1(dBm)
1G	5G	1M	AV	4.7435G	-52.48	-52.48
1G	5G	1M	AV	5G	-72.86	-72.86

5.925-6.425GHz_802.11ax HEW20_RU52_Index38_20MHz_Nss1,(MCS0)_1TX **CSE Other [PK]**

5955MHz

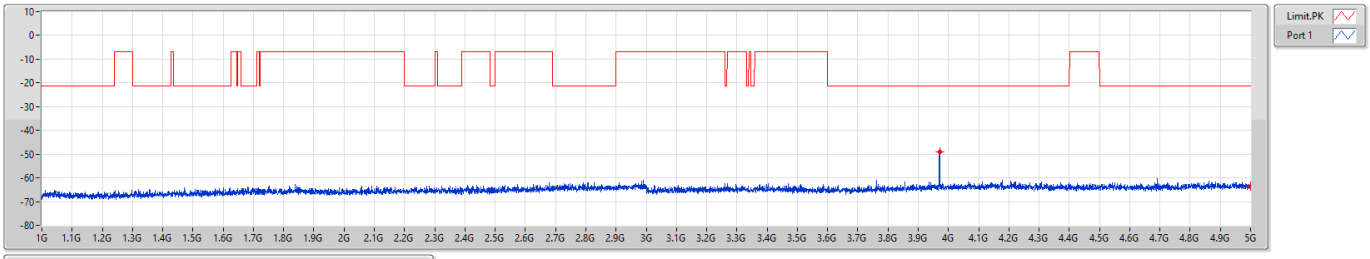

F-Start(Hz)	F-Stop(Hz)	RBW(Hz)	Type	Freq(Hz)	Psum(dBm)	P1(dBm)
1G	5G	1M	PK	3.9705G	-49.06	-49.06
1G	5G	1M	PK	5G	-63.46	-63.46

5.925-6.425GHz_802.11ax HEW20_RU52_Index38_20MHz_Nss1,(MCS0)_1TX **CSE Other [AV]**

5955MHz

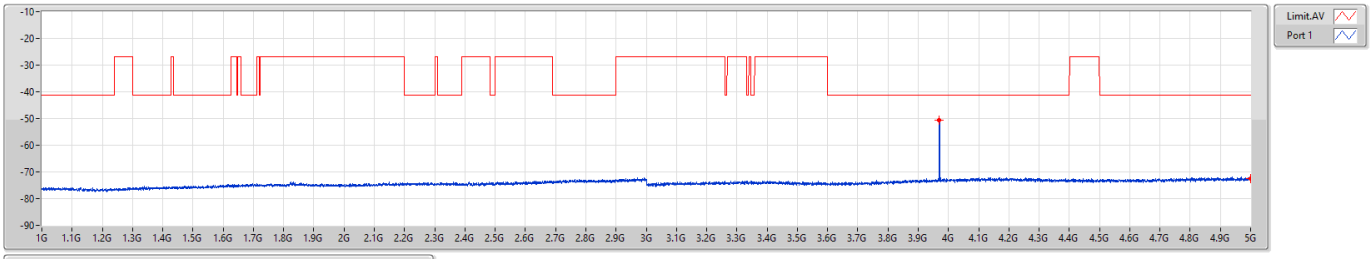

F-Start(Hz)	F-Stop(Hz)	RBW(Hz)	Type	Freq(Hz)	Psum(dBm)	P1(dBm)
1G	5G	1M	AV	3.97G	-50.71	-50.71
1G	5G	1M	AV	5G	-72.53	-72.53

5.925-6.425GHz_802.11ax HEW20_RU52_Index38_20MHz_Nss1,(MCS0)_1TX **CSE Other [PK]**

6175MHz

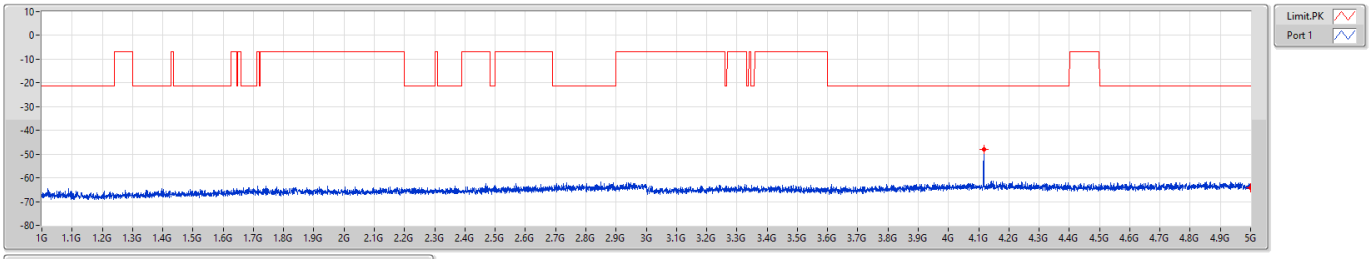

F-Start(Hz)	F-Stop(Hz)	RBW(Hz)	Type	Freq(Hz)	Psum(dBm)	P1(dBm)
1G	5G	1M	PK	4.117G	-48.14	-48.14
1G	5G	1M	PK	5G	-64.02	-64.02

5.925-6.425GHz_802.11ax HEW20_RU52_Index38_20MHz_Nss1,(MCS0)_1TX **CSE Other [AV]**

6175MHz

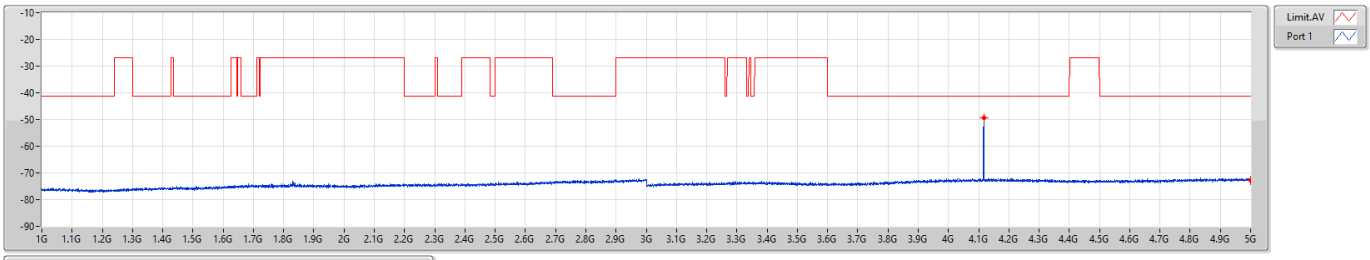

F-Start(Hz)	F-Stop(Hz)	RBW(Hz)	Type	Freq(Hz)	Psum(dBm)	P1(dBm)
1G	5G	1M	AV	4.117G	-49.40	-49.40
1G	5G	1M	AV	5G	-72.90	-72.90

5.925-6.425GHz_802.11ax HEW20_RU52_Index38_20MHz_Nss1,(MCS0)_1TX **CSE Other [PK]**

6415MHz

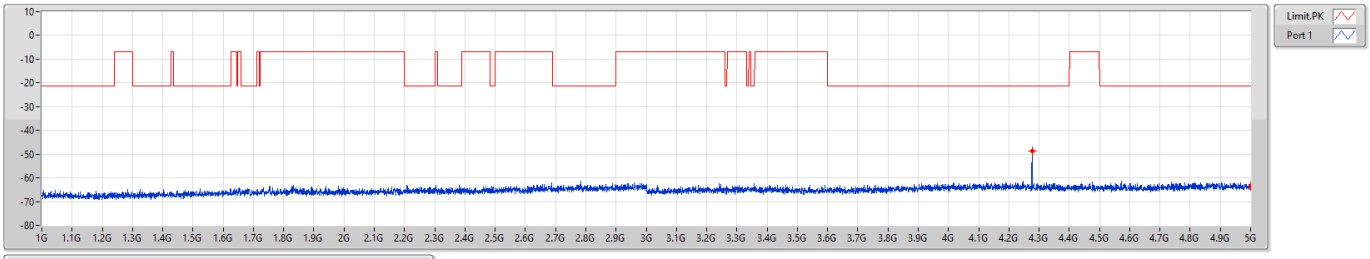

F-Start(Hz)	F-Stop(Hz)	RBW(Hz)	Type	Freq(Hz)	Psum(dBm)	P1(dBm)
1G	5G	1M	PK	4.277G	-48.77	-48.77
1G	5G	1M	PK	5G	-63.36	-63.36

5.925-6.425GHz_802.11ax HEW20_RU52_Index38_20MHz_Nss1,(MCS0)_1TX **CSE Other [AV]**

6415MHz

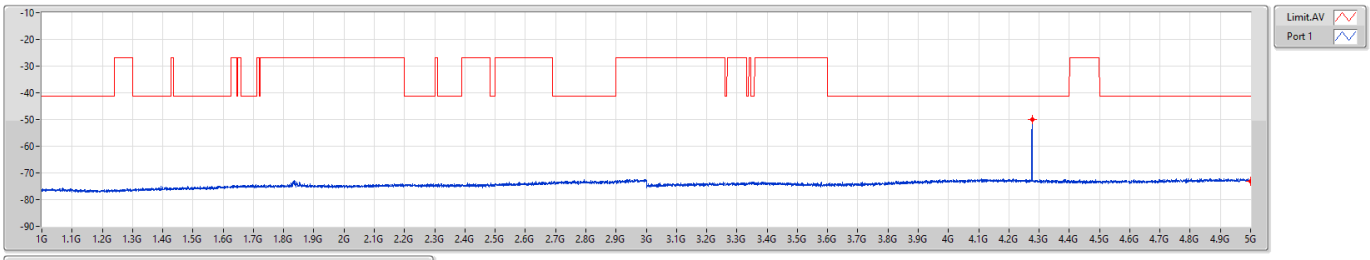

F-Start(Hz)	F-Stop(Hz)	RBW(Hz)	Type	Freq(Hz)	Psum(dBm)	P1(dBm)
1G	5G	1M	AV	4.277G	-49.91	-49.91
1G	5G	1M	AV	5G	-73.05	-73.05

6.425-6.525GHz_802.11ax HEW20_RU52_Index38_20MHz_Nss1,(MCS0)_1TX **CSE Other [PK]**

6435MHz

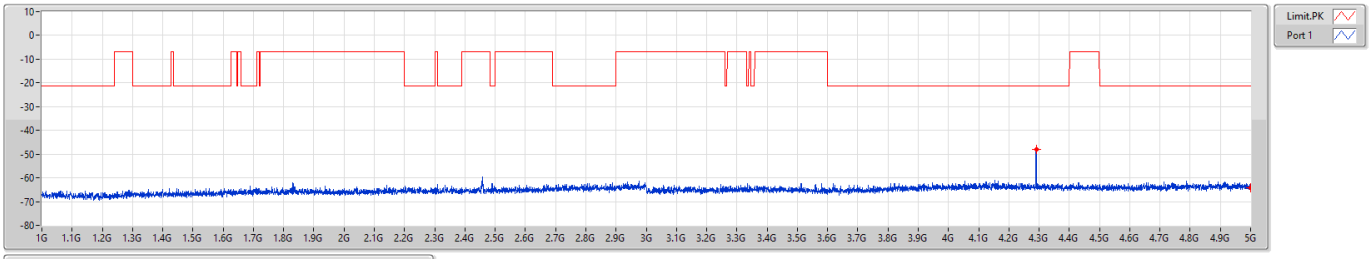

F-Start(Hz)	F-Stop(Hz)	RBW(Hz)	Type	Freq(Hz)	Psum(dBm)	P1(dBm)
1G	5G	1M	PK	4.2905G	-47.93	-47.93
1G	5G	1M	PK	5G	-64.12	-64.12

6.425-6.525GHz_802.11ax HEW20_RU52_Index38_20MHz_Nss1,(MCS0)_1TX **CSE Other [AV]**

6435MHz

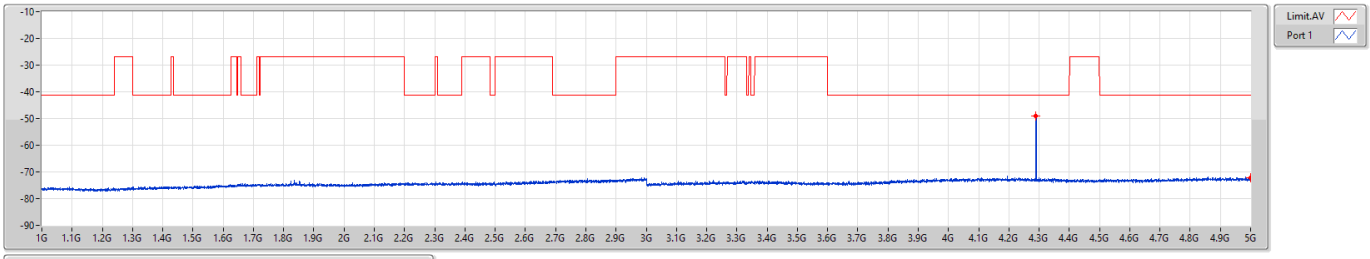

F-Start(Hz)	F-Stop(Hz)	RBW(Hz)	Type	Freq(Hz)	Psum(dBm)	P1(dBm)
1G	5G	1M	AV	4.29G	-49.10	-49.10
1G	5G	1M	AV	5G	-72.32	-72.32

6.425-6.525GHz_802.11ax HEW20_RU52_Index38_20MHz_Nss1,(MCS0)_1TX **CSE Other [PK]**

6475MHz

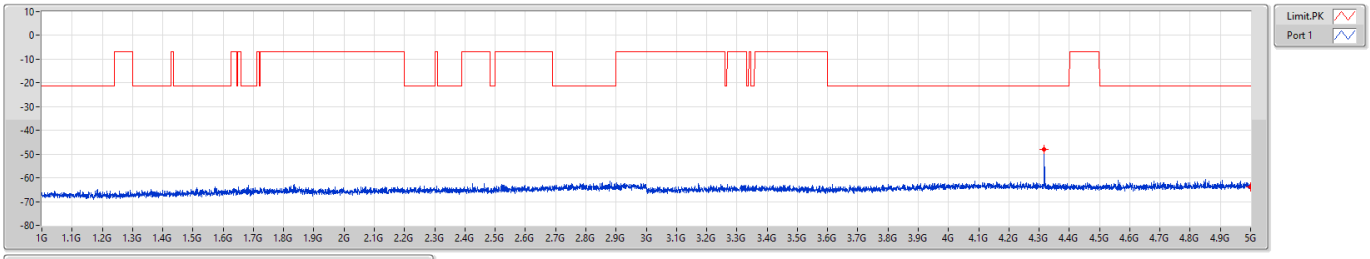

F-Start(Hz)	F-Stop(Hz)	RBW(Hz)	Type	Freq(Hz)	Psum(dBm)	P1(dBm)
1G	5G	1M	PK	4.317G	-48.05	-48.05
1G	5G	1M	PK	5G	-63.83	-63.83

6.425-6.525GHz_802.11ax HEW20_RU52_Index38_20MHz_Nss1,(MCS0)_1TX **CSE Other [AV]**

6475MHz

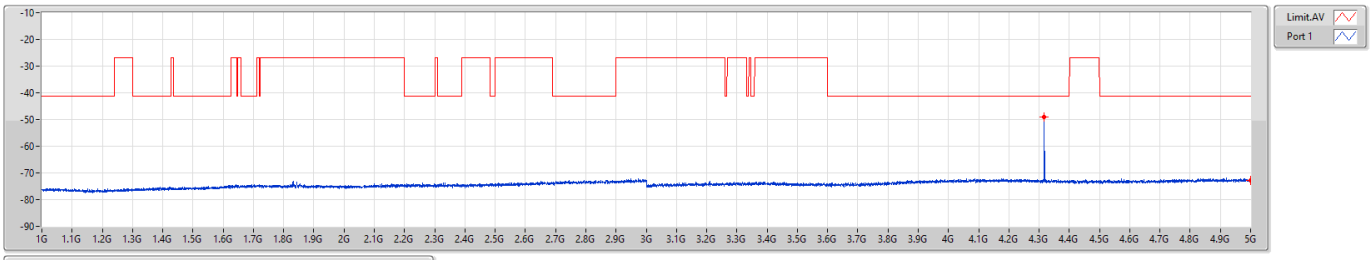

F-Start(Hz)	F-Stop(Hz)	RBW(Hz)	Type	Freq(Hz)	Psum(dBm)	P1(dBm)
1G	5G	1M	AV	4.317G	-49.15	-49.15
1G	5G	1M	AV	5G	-72.94	-72.94

6.425-6.525GHz_802.11ax HEW20_RU52_Index38_20MHz_Nss1,(MCS0)_1TX **CSE Other [PK]**

6515MHz

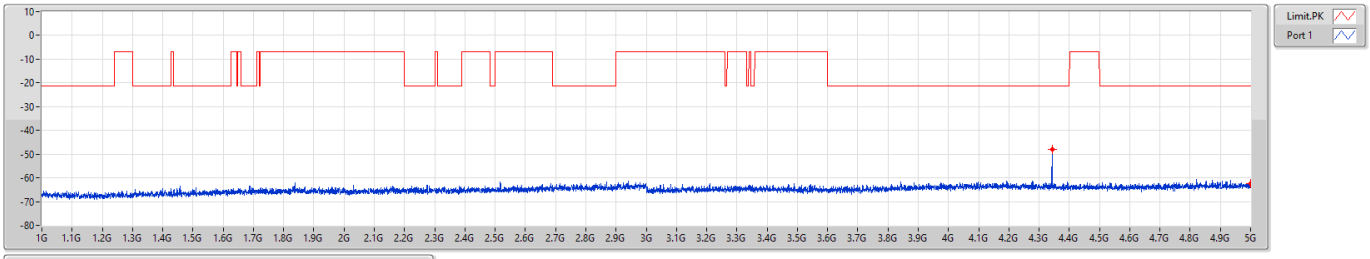

F-Start(Hz)	F-Stop(Hz)	RBW(Hz)	Type	Freq(Hz)	Psum(dBm)	P1(dBm)
1G	5G	1M	PK	4.3435G	-48.04	-48.04
1G	5G	1M	PK	5G	-62.51	-62.51

6.425-6.525GHz_802.11ax HEW20_RU52_Index38_20MHz_Nss1,(MCS0)_1TX **CSE Other [AV]**

6515MHz

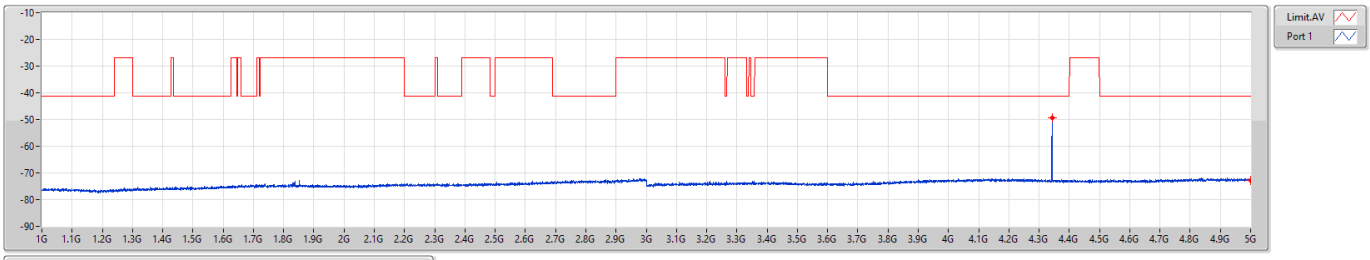

F-Start(Hz)	F-Stop(Hz)	RBW(Hz)	Type	Freq(Hz)	Psum(dBm)	P1(dBm)
1G	5G	1M	AV	4.3435G	-49.37	-49.37
1G	5G	1M	AV	5G	-72.68	-72.68

6.525-6.875GHz_802.11ax HEW20_RU52_Index38_20MHz_Nss1,(MCS0)_1TX **CSE Other [PK]**

6535MHz

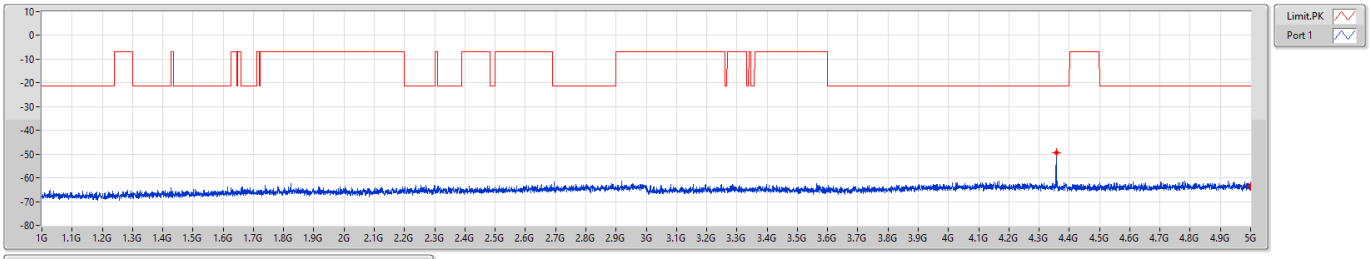

F-Start(Hz)	F-Stop(Hz)	RBW(Hz)	Type	Freq(Hz)	Psum(dBm)	P1(dBm)
1G	5G	1M	PK	4.357G	-49.53	-49.53
1G	5G	1M	PK	5G	-63.46	-63.46

6.525-6.875GHz_802.11ax HEW20_RU52_Index38_20MHz_Nss1,(MCS0)_1TX **CSE Other [AV]**

6535MHz

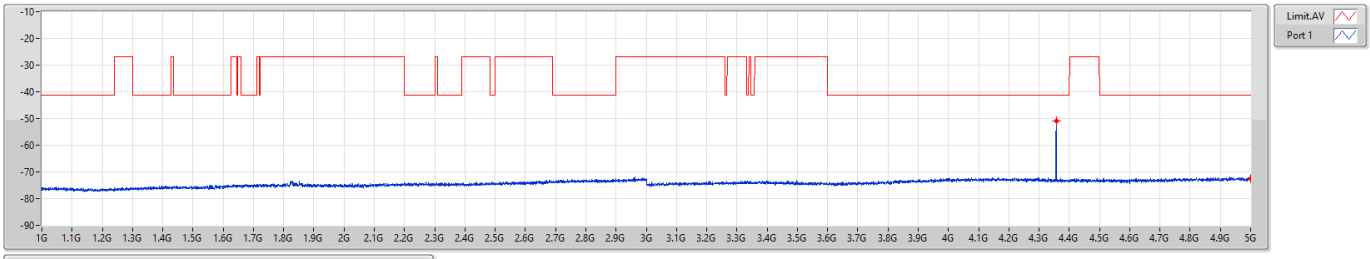

F-Start(Hz)	F-Stop(Hz)	RBW(Hz)	Type	Freq(Hz)	Psum(dBm)	P1(dBm)
1G	5G	1M	AV	4.357G	-50.90	-50.90
1G	5G	1M	AV	5G	-72.64	-72.64

6.525-6.875GHz_802.11ax HEW20_RU52_Index38_20MHz_Nss1,(MCS0)_1TX **CSE Other [PK]**

6715MHz

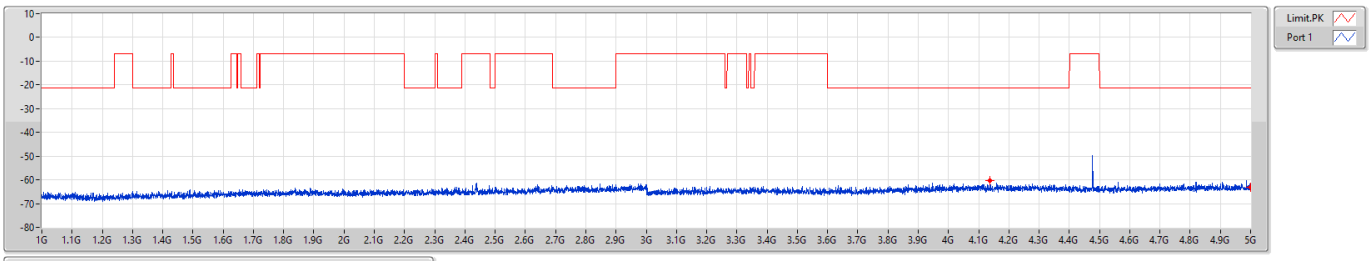

F-Start(Hz)	F-Stop(Hz)	RBW(Hz)	Type	Freq(Hz)	Psum(dBm)	P1(dBm)
1G	5G	1M	PK	4.137G	-60.41	-60.41
1G	5G	1M	PK	5G	-63.18	-63.18

6.525-6.875GHz_802.11ax HEW20_RU52_Index38_20MHz_Nss1,(MCS0)_1TX **CSE Other [AV]**

6715MHz

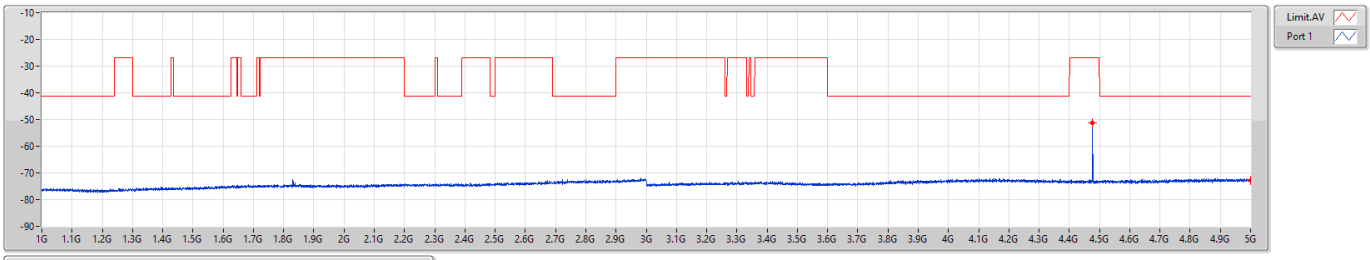

F-Start(Hz)	F-Stop(Hz)	RBW(Hz)	Type	Freq(Hz)	Psum(dBm)	P1(dBm)
1G	5G	1M	AV	4.477G	-51.30	-51.30
1G	5G	1M	AV	5G	-72.72	-72.72

6.525-6.875GHz_802.11ax HEW20_RU52_Index38_20MHz_Nss1,(MCS0)_1TX **CSE Other [PK]**

6855MHz

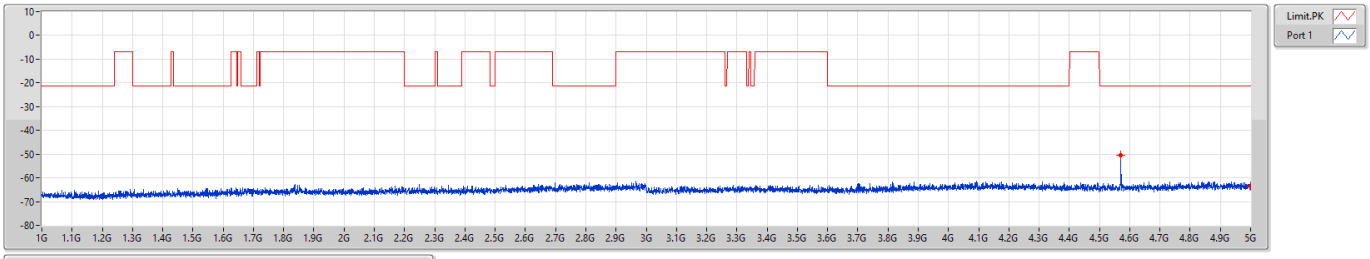

F-Start(Hz)	F-Stop(Hz)	RBW(Hz)	Type	Freq(Hz)	Psum(dBm)	P1(dBm)
1G	5G	1M	PK	4.5705G	-50.37	-50.37
1G	5G	1M	PK	5G	-63.34	-63.34

6.525-6.875GHz_802.11ax HEW20_RU52_Index38_20MHz_Nss1,(MCS0)_1TX **CSE Other [AV]**

6855MHz

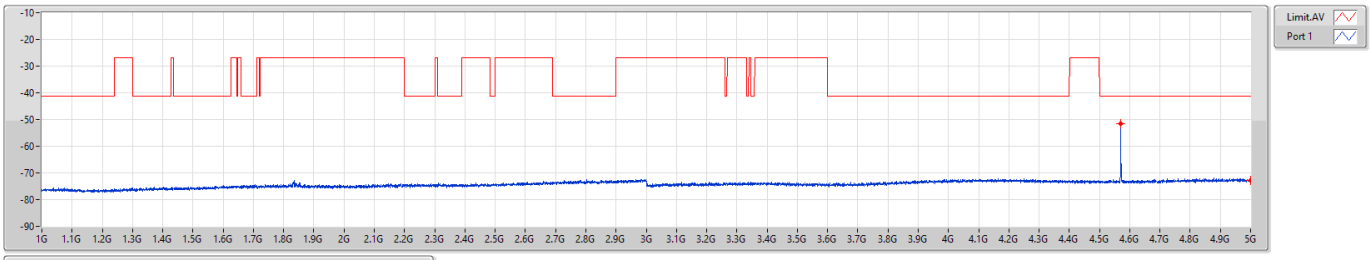

F-Start(Hz)	F-Stop(Hz)	RBW(Hz)	Type	Freq(Hz)	Psum(dBm)	P1(dBm)
1G	5G	1M	AV	4.57G	-51.64	-51.64
1G	5G	1M	AV	5G	-72.72	-72.72

6.525-6.875GHz_802.11ax HEW20_RU52_Index38_20MHz_Nss1,(MCS0)_1TX **CSE Other [PK]**

6875MHz Straddle 6.525-6.875GHz

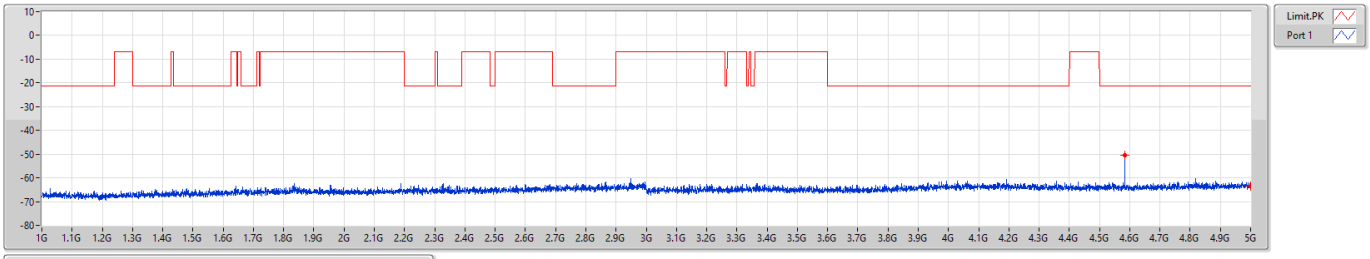

F-Start(Hz)	F-Stop(Hz)	RBW(Hz)	Type	Freq(Hz)	Psum(dBm)	P1(dBm)
1G	5G	1M	PK	4.5835G	-50.31	-50.31
1G	5G	1M	PK	5G	-63.57	-63.57

6.525-6.875GHz_802.11ax HEW20_RU52_Index38_20MHz_Nss1,(MCS0)_1TX **CSE Other [AV]**

6875MHz Straddle 6.525-6.875GHz

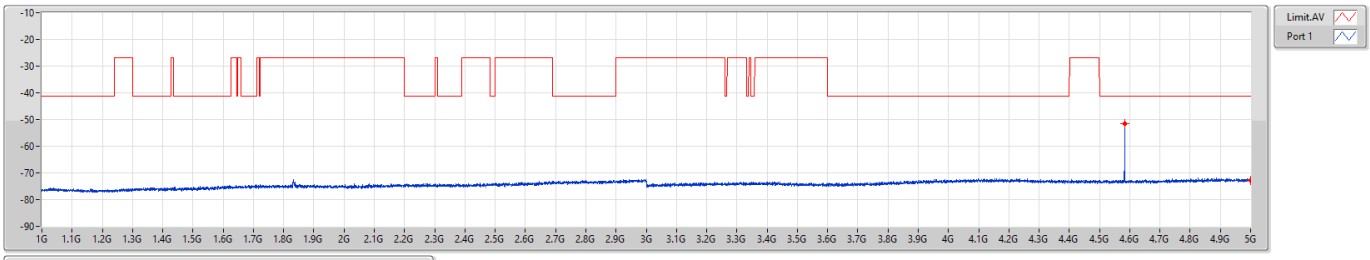

F-Start(Hz)	F-Stop(Hz)	RBW(Hz)	Type	Freq(Hz)	Psum(dBm)	P1(dBm)
1G	5G	1M	AV	4.5835G	-51.71	-51.71
1G	5G	1M	AV	5G	-72.83	-72.83

6.875-7.125GHz_802.11ax HEW20_RU52_Index38_20MHz_Nss1,(MCS0)_1TX **CSE Other [PK]**

6895MHz

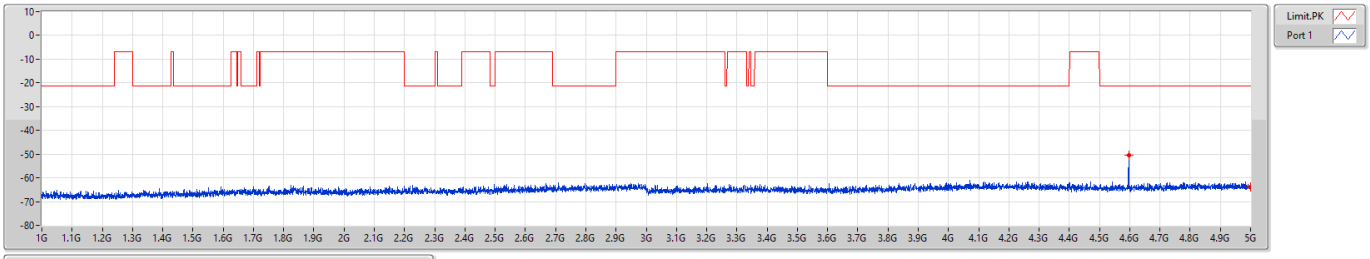

F-Start(Hz)	F-Stop(Hz)	RBW(Hz)	Type	Freq(Hz)	Psum(dBm)	P1(dBm)
1G	5G	1M	PK	4.597G	-50.32	-50.32
1G	5G	1M	PK	5G	-63.73	-63.73

6.875-7.125GHz_802.11ax HEW20_RU52_Index38_20MHz_Nss1,(MCS0)_1TX **CSE Other [AV]**

6895MHz

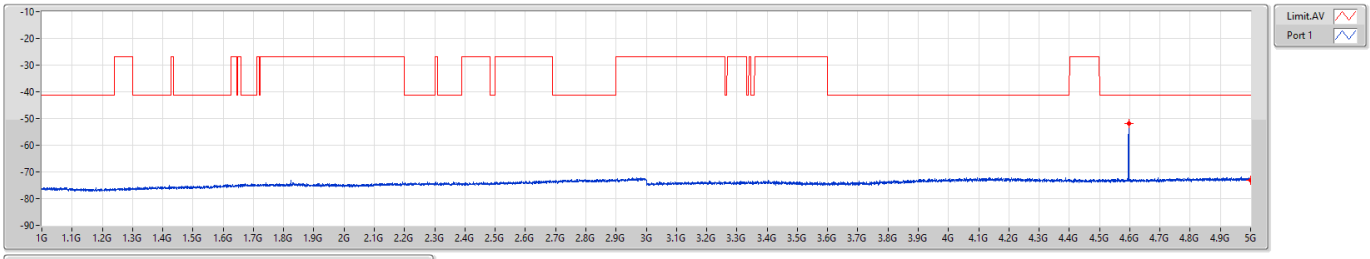

F-Start(Hz)	F-Stop(Hz)	RBW(Hz)	Type	Freq(Hz)	Psum(dBm)	P1(dBm)
1G	5G	1M	AV	4.597G	-51.83	-51.83
1G	5G	1M	AV	5G	-73.05	-73.05

6.875-7.125GHz_802.11ax HEW20_RU52_Index38_20MHz_Nss1,(MCS0)_1TX **CSE Other [PK]**

7015MHz

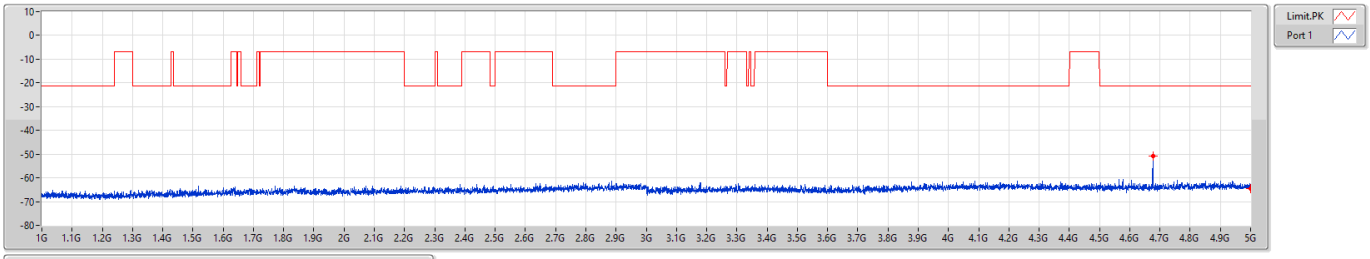

F-Start(Hz)	F-Stop(Hz)	RBW(Hz)	Type	Freq(Hz)	Psum(dBm)	P1(dBm)
1G	5G	1M	PK	4.677G	-50.72	-50.72
1G	5G	1M	PK	5G	-64.42	-64.42

6.875-7.125GHz_802.11ax HEW20_RU52_Index38_20MHz_Nss1,(MCS0)_1TX **CSE Other [AV]**

7015MHz

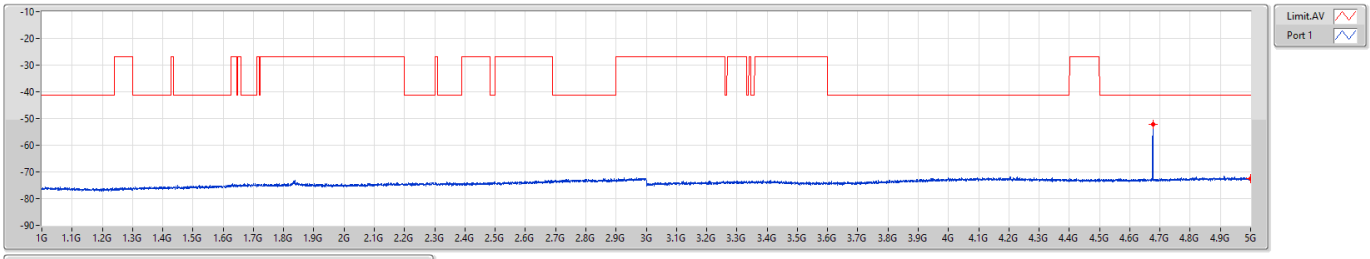

F-Start(Hz)	F-Stop(Hz)	RBW(Hz)	Type	Freq(Hz)	Psum(dBm)	P1(dBm)
1G	5G	1M	AV	4.677G	-52.22	-52.22
1G	5G	1M	AV	5G	-72.46	-72.46

6.875-7.125GHz_802.11ax HEW20_RU52_Index38_20MHz_Nss1,(MCS0)_1TX **CSE Other [PK]**

7095MHz

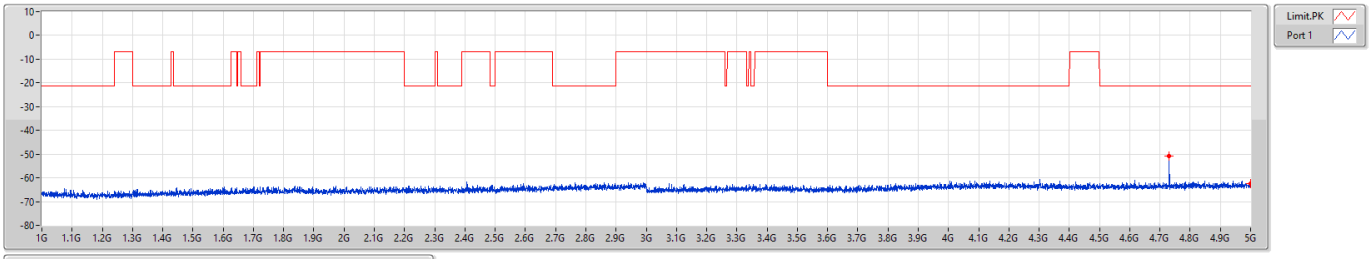

F-Start(Hz)	F-Stop(Hz)	RBW(Hz)	Type	Freq(Hz)	Psum(dBm)	P1(dBm)
1G	5G	1M	PK	4.7305G	-50.74	-50.74
1G	5G	1M	PK	5G	-62.47	-62.47

6.875-7.125GHz_802.11ax HEW20_RU52_Index38_20MHz_Nss1,(MCS0)_1TX **CSE Other [AV]**

7095MHz

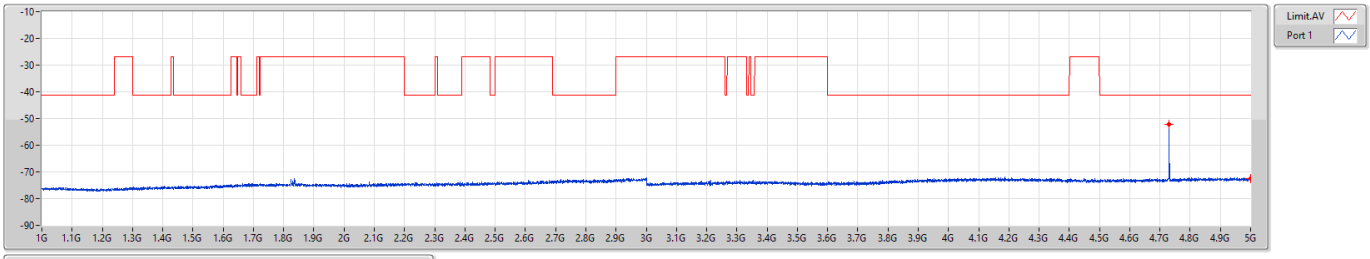

F-Start(Hz)	F-Stop(Hz)	RBW(Hz)	Type	Freq(Hz)	Psum(dBm)	P1(dBm)
1G	5G	1M	AV	4.73G	-52.26	-52.26
1G	5G	1M	AV	5G	-72.64	-72.64

6.875-7.125GHz_802.11ax HEW20_RU52_Index38_20MHz_Nss1,(MCS0)_1TX **CSE Other [PK]**

7115MHz

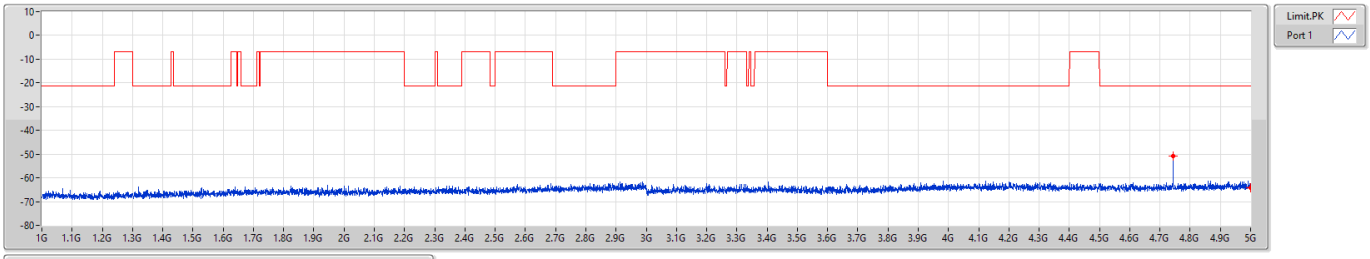

F-Start(Hz)	F-Stop(Hz)	RBW(Hz)	Type	Freq(Hz)	Psum(dBm)	P1(dBm)
1G	5G	1M	PK	4.7435G	-50.89	-50.89
1G	5G	1M	PK	5G	-64.02	-64.02

6.875-7.125GHz_802.11ax HEW20_RU52_Index38_20MHz_Nss1,(MCS0)_1TX **CSE Other [AV]**

7115MHz

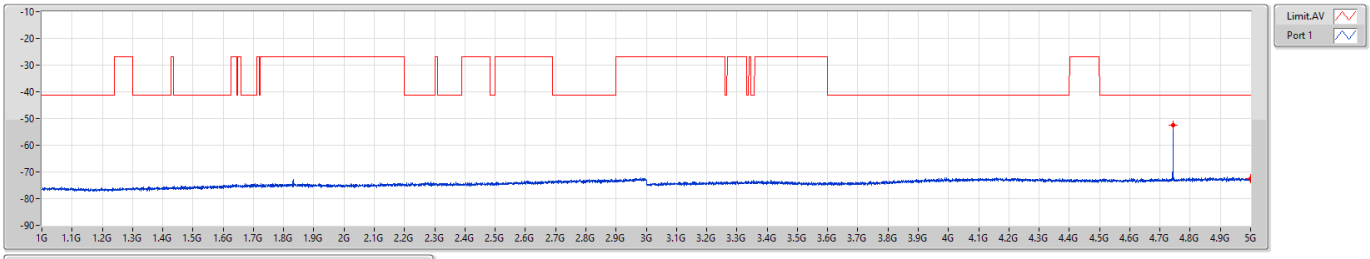

F-Start(Hz)	F-Stop(Hz)	RBW(Hz)	Type	Freq(Hz)	Psum(dBm)	P1(dBm)
1G	5G	1M	AV	4.7435G	-52.36	-52.36
1G	5G	1M	AV	5G	-72.61	-72.61

5.925-6.425GHz_802.11ax HEW20_RU106_Index53_20MHz_Nss1,(MCS0)_1TX **CSE Other [PK]**

5955MHz

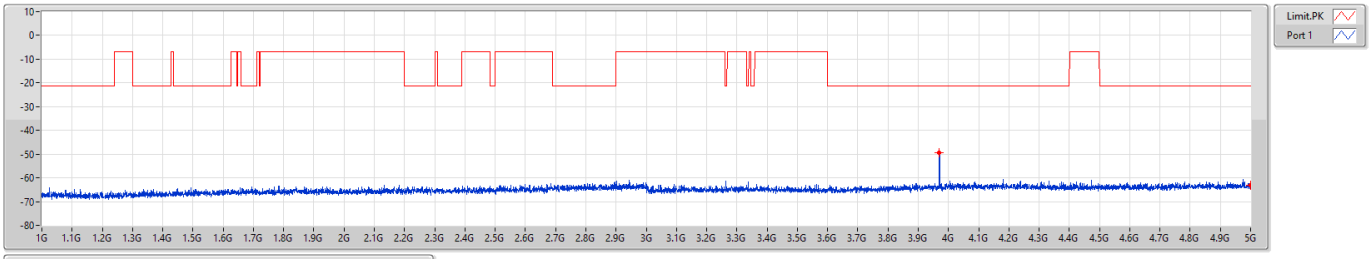

F-Start(Hz)	F-Stop(Hz)	RBW(Hz)	Type	Freq(Hz)	Psum(dBm)	P1(dBm)
1G	5G	1M	PK	3.97G	-49.29	-49.29
1G	5G	1M	PK	5G	-63.22	-63.22

5.925-6.425GHz_802.11ax HEW20_RU106_Index53_20MHz_Nss1,(MCS0)_1TX **CSE Other [AV]**

5955MHz

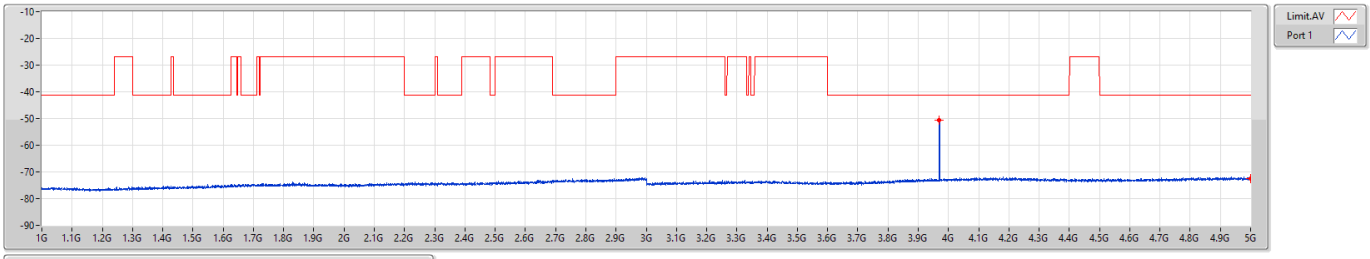

F-Start(Hz)	F-Stop(Hz)	RBW(Hz)	Type	Freq(Hz)	Psum(dBm)	P1(dBm)
1G	5G	1M	AV	3.97G	-50.74	-50.74
1G	5G	1M	AV	5G	-72.43	-72.43

5.925-6.425GHz_802.11ax HEW20_RU106_Index53_20MHz_Nss1,(MCS0)_1TX **CSE Other [PK]**

6175MHz

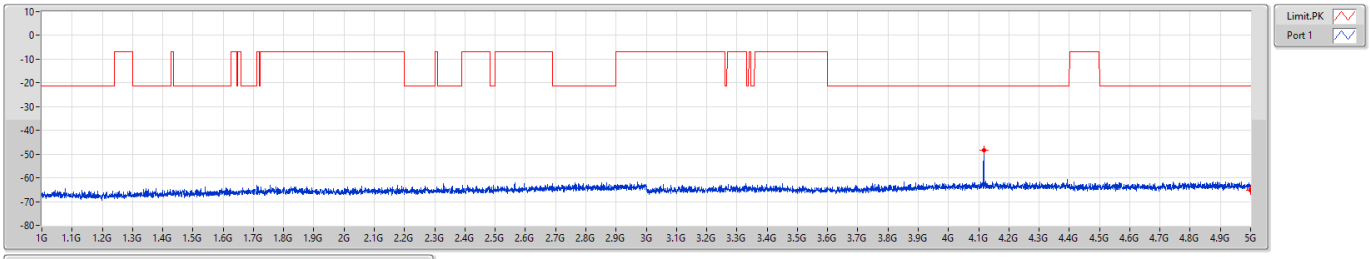

F-Start(Hz)	F-Stop(Hz)	RBW(Hz)	Type	Freq(Hz)	Psum(dBm)	P1(dBm)
1G	5G	1M	PK	4.117G	-48.24	-48.24
1G	5G	1M	PK	5G	-65.06	-65.06

5.925-6.425GHz_802.11ax HEW20_RU106_Index53_20MHz_Nss1,(MCS0)_1TX **CSE Other [AV]**

6175MHz

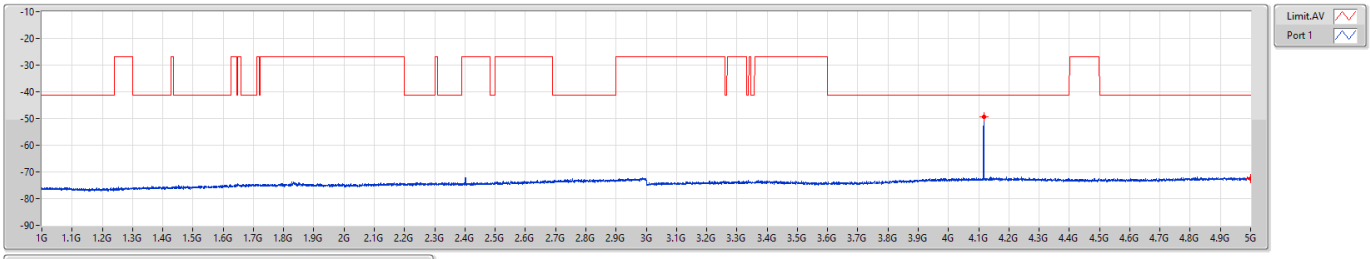

F-Start(Hz)	F-Stop(Hz)	RBW(Hz)	Type	Freq(Hz)	Psum(dBm)	P1(dBm)
1G	5G	1M	AV	4.117G	-49.36	-49.36
1G	5G	1M	AV	5G	-72.53	-72.53

5.925-6.425GHz_802.11ax HEW20_RU106_Index53_20MHz_Nss1,(MCS0)_1TX **CSE Other [PK]**

6415MHz

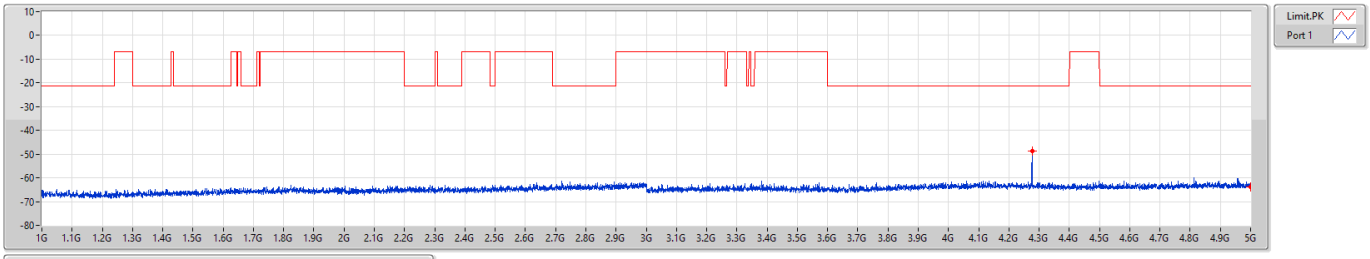

F-Start(Hz)	F-Stop(Hz)	RBW(Hz)	Type	Freq(Hz)	Psum(dBm)	P1(dBm)
1G	5G	1M	PK	4.277G	-48.64	-48.64
1G	5G	1M	PK	5G	-63.99	-63.99

5.925-6.425GHz_802.11ax HEW20_RU106_Index53_20MHz_Nss1,(MCS0)_1TX **CSE Other [AV]**

6415MHz

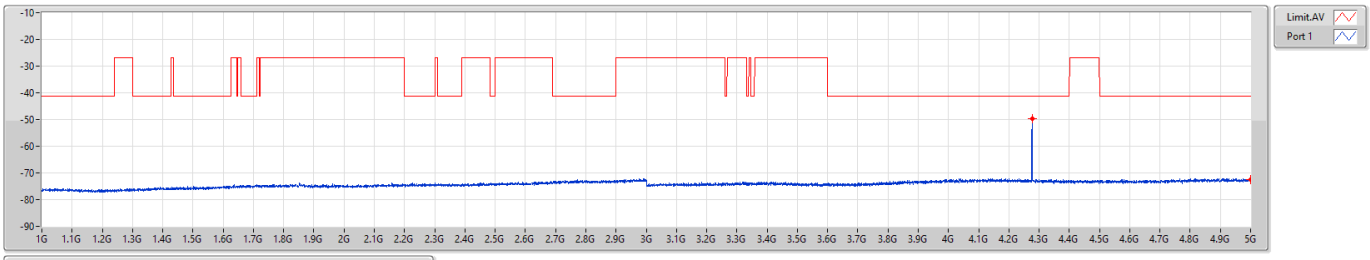

F-Start(Hz)	F-Stop(Hz)	RBW(Hz)	Type	Freq(Hz)	Psum(dBm)	P1(dBm)
1G	5G	1M	AV	4.277G	-49.83	-49.83
1G	5G	1M	AV	5G	-72.46	-72.46

6.425-6.525GHz_802.11ax HEW20_RU106_Index53_20MHz_Nss1,(MCS0)_1TX **CSE Other [PK]**

6435MHz

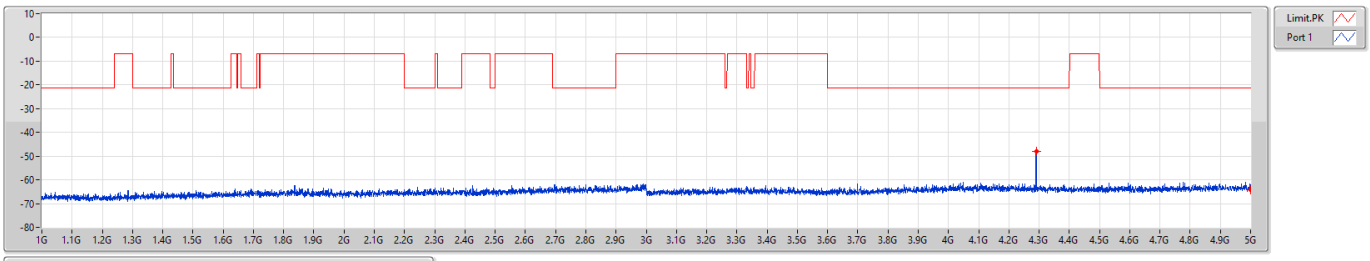

F-Start(Hz)	F-Stop(Hz)	RBW(Hz)	Type	Freq(Hz)	Psum(dBm)	P1(dBm)
1G	5G	1M	PK	4.2905G	-47.98	-47.98
1G	5G	1M	PK	5G	-64.11	-64.11

6.425-6.525GHz_802.11ax HEW20_RU106_Index53_20MHz_Nss1,(MCS0)_1TX **CSE Other [AV]**

6435MHz

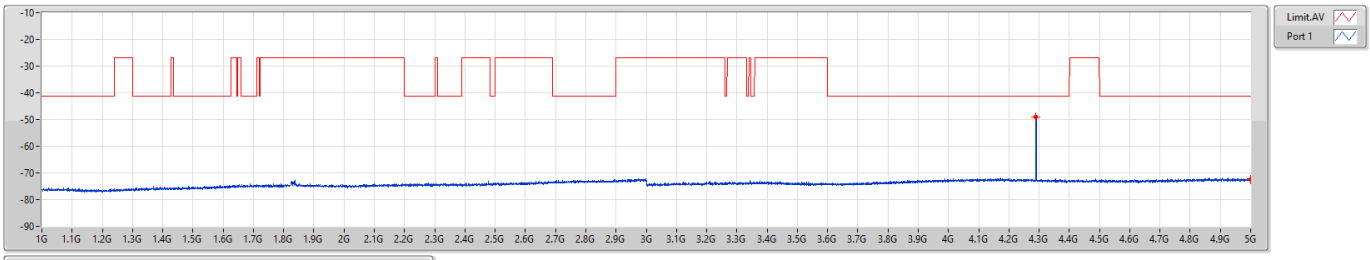

F-Start(Hz)	F-Stop(Hz)	RBW(Hz)	Type	Freq(Hz)	Psum(dBm)	P1(dBm)
1G	5G	1M	AV	4.29G	-49.03	-49.03
1G	5G	1M	AV	5G	-72.57	-72.57

6.425-6.525GHz_802.11ax HEW20_RU106_Index53_20MHz_Nss1,(MCS0)_1TX **CSE Other [PK]**

6475MHz

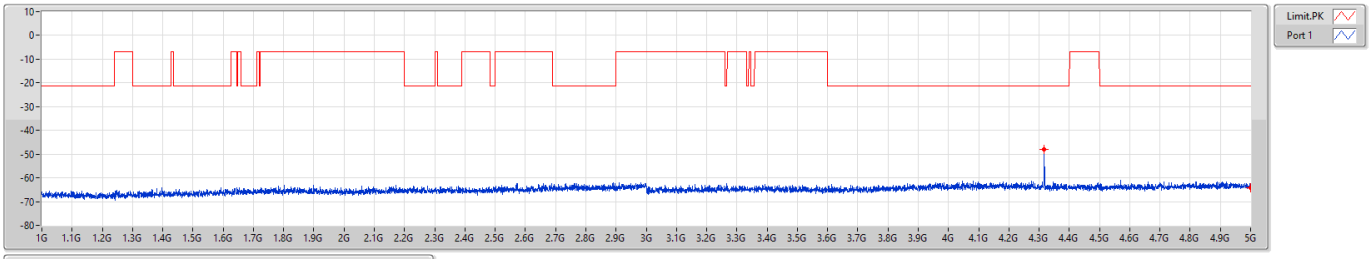

F-Start(Hz)	F-Stop(Hz)	RBW(Hz)	Type	Freq(Hz)	Psum(dBm)	P1(dBm)
1G	5G	1M	PK	4.317G	-48.12	-48.12
1G	5G	1M	PK	5G	-64.15	-64.15

6.425-6.525GHz_802.11ax HEW20_RU106_Index53_20MHz_Nss1,(MCS0)_1TX **CSE Other [AV]**

6475MHz

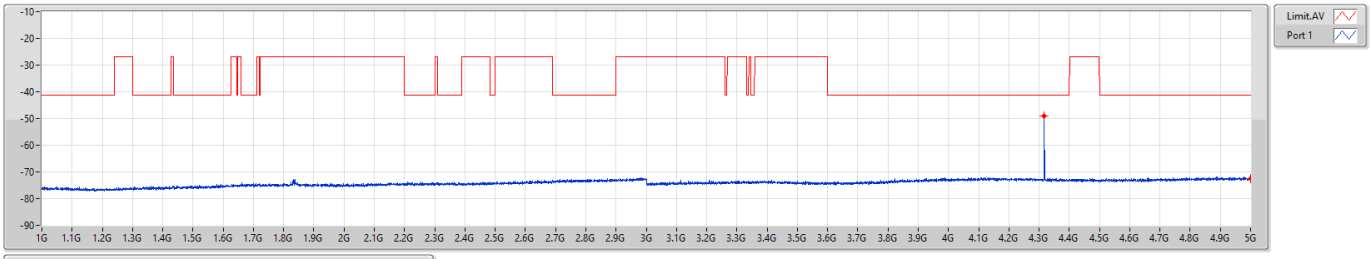

F-Start(Hz)	F-Stop(Hz)	RBW(Hz)	Type	Freq(Hz)	Psum(dBm)	P1(dBm)
1G	5G	1M	AV	4.317G	-49.20	-49.20
1G	5G	1M	AV	5G	-72.57	-72.57

6.425-6.525GHz_802.11ax HEW20_RU106_Index53_20MHz_Nss1,(MCS0)_1TX **CSE Other [PK]**

6515MHz

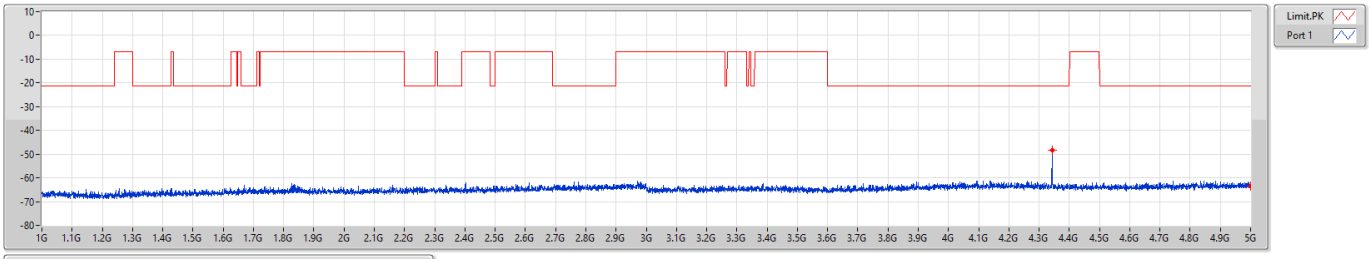

F-Start(Hz)	F-Stop(Hz)	RBW(Hz)	Type	Freq(Hz)	Psum(dBm)	P1(dBm)
1G	5G	1M	PK	4.3435G	-48.20	-48.20
1G	5G	1M	PK	5G	-63.55	-63.55

6.425-6.525GHz_802.11ax HEW20_RU106_Index53_20MHz_Nss1,(MCS0)_1TX **CSE Other [AV]**

6515MHz

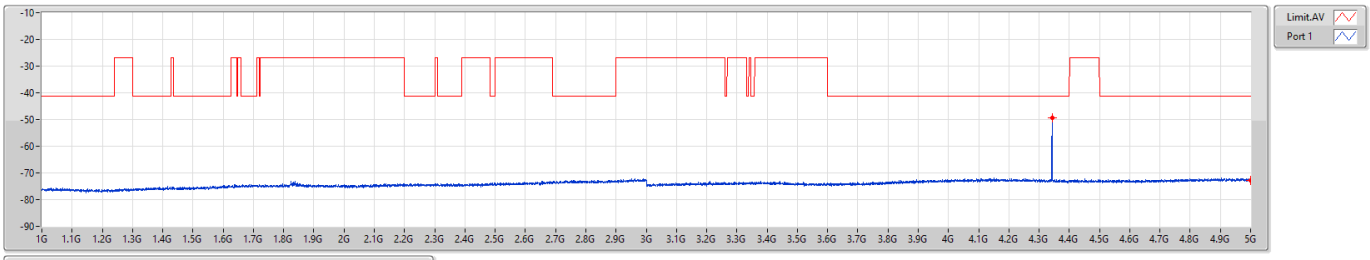

F-Start(Hz)	F-Stop(Hz)	RBW(Hz)	Type	Freq(Hz)	Psum(dBm)	P1(dBm)
1G	5G	1M	AV	4.3435G	-49.32	-49.32
1G	5G	1M	AV	5G	-72.68	-72.68

6.525-6.875GHz_802.11ax HEW20_RU106_Index53_20MHz_Nss1,(MCS0)_1TX **CSE Other [PK]**

6535MHz

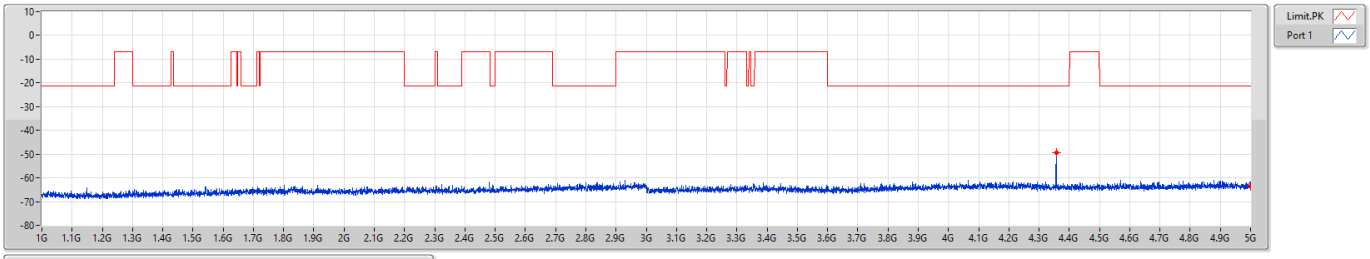

F-Start(Hz)	F-Stop(Hz)	RBW(Hz)	Type	Freq(Hz)	Psum(dBm)	P1(dBm)
1G	5G	1M	PK	4.357G	-49.53	-49.53
1G	5G	1M	PK	5G	-63.58	-63.58

6.525-6.875GHz_802.11ax HEW20_RU106_Index53_20MHz_Nss1,(MCS0)_1TX **CSE Other [AV]**

6535MHz

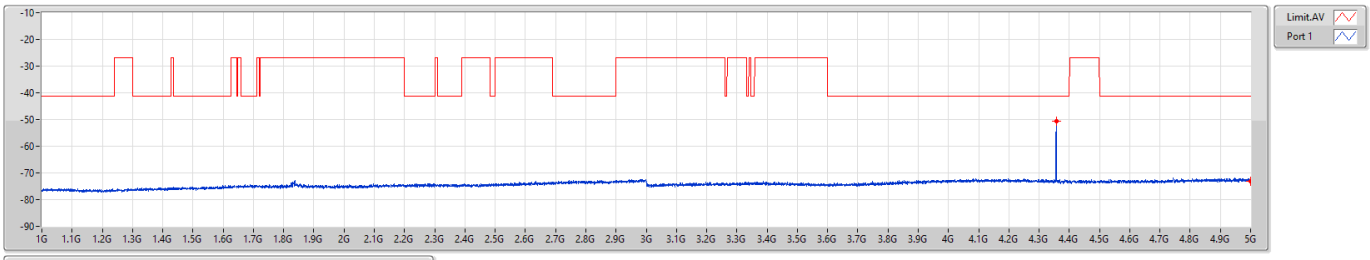

F-Start(Hz)	F-Stop(Hz)	RBW(Hz)	Type	Freq(Hz)	Psum(dBm)	P1(dBm)
1G	5G	1M	AV	4.357G	-50.78	-50.78
1G	5G	1M	AV	5G	-73.01	-73.01

6.525-6.875GHz_802.11ax HEW20_RU106_Index53_20MHz_Nss1,(MCS0)_1TX **CSE Other [PK]**

6715MHz

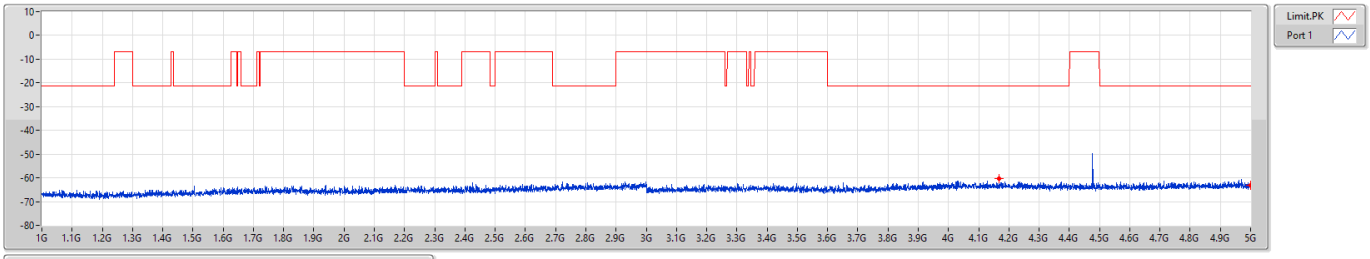

F-Start(Hz)	F-Stop(Hz)	RBW(Hz)	Type	Freq(Hz)	Psum(dBm)	P1(dBm)
1G	5G	1M	PK	4.167G	-60.43	-60.43
1G	5G	1M	PK	5G	-63.28	-63.28

6.525-6.875GHz_802.11ax HEW20_RU106_Index53_20MHz_Nss1,(MCS0)_1TX **CSE Other [AV]**

6715MHz

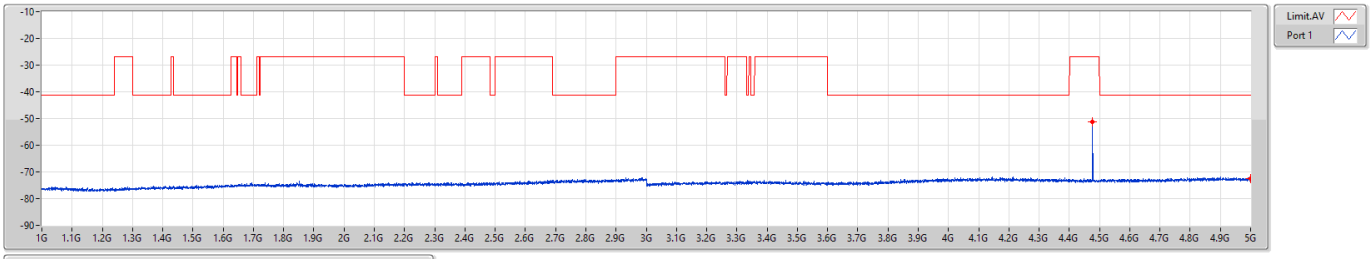

F-Start(Hz)	F-Stop(Hz)	RBW(Hz)	Type	Freq(Hz)	Psum(dBm)	P1(dBm)
1G	5G	1M	AV	4.477G	-51.32	-51.32
1G	5G	1M	AV	5G	-72.50	-72.50

6.525-6.875GHz_802.11ax HEW20_RU106_Index53_20MHz_Nss1,(MCS0)_1TX **CSE Other [PK]**

6855MHz

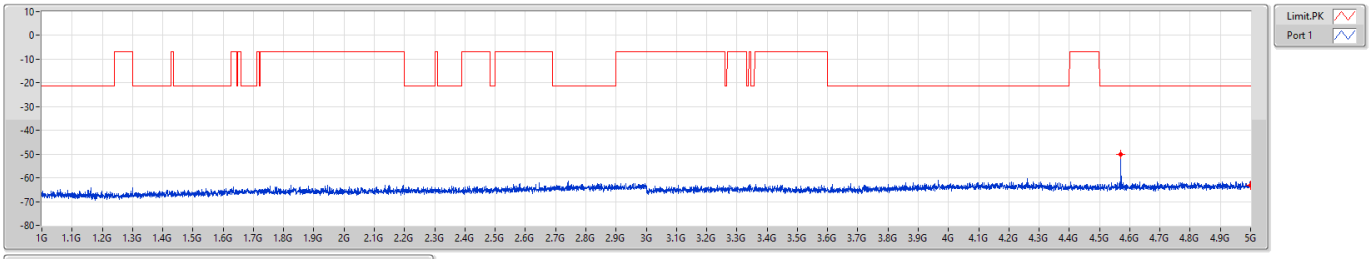

F-Start(Hz)	F-Stop(Hz)	RBW(Hz)	Type	Freq(Hz)	Psum(dBm)	P1(dBm)
1G	5G	1M	PK	4.5705G	-50.18	-50.18
1G	5G	1M	PK	5G	-63.06	-63.06

6.525-6.875GHz_802.11ax HEW20_RU106_Index53_20MHz_Nss1,(MCS0)_1TX **CSE Other [AV]**

6855MHz

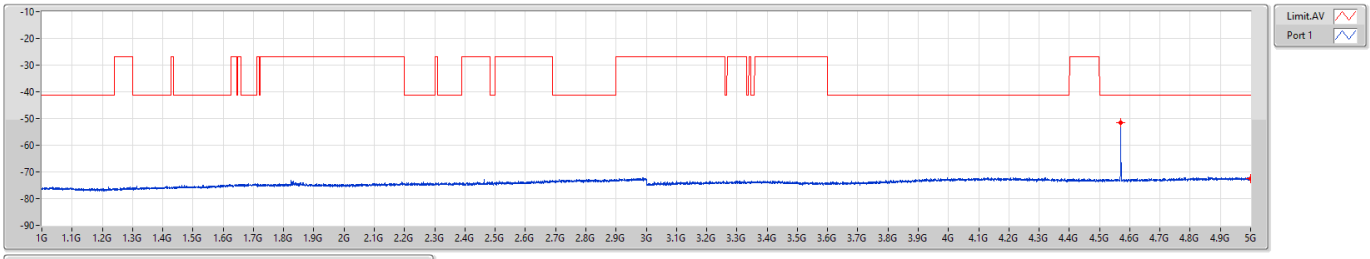

F-Start(Hz)	F-Stop(Hz)	RBW(Hz)	Type	Freq(Hz)	Psum(dBm)	P1(dBm)
1G	5G	1M	AV	4.57G	-51.56	-51.56
1G	5G	1M	AV	5G	-72.57	-72.57

6.525-6.875GHz_802.11ax HEW20_RU106_Index53_20MHz_Nss1,(MCS0)_1TX **CSE Other [PK]**

6875MHz Straddle 6.525-6.875GHz

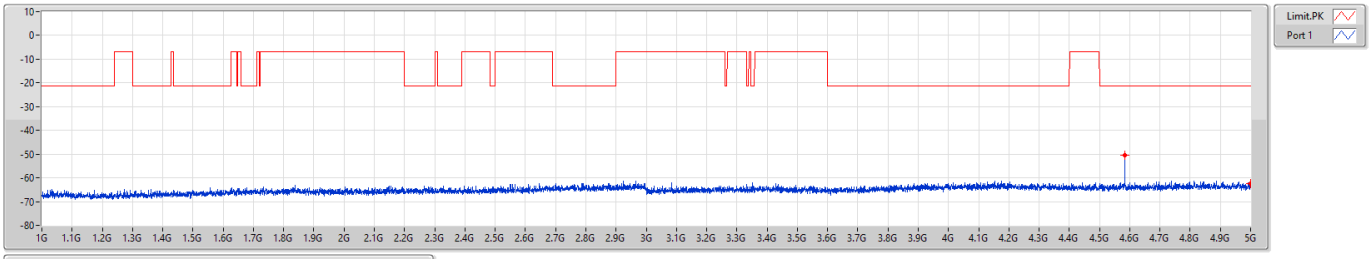

F-Start(Hz)	F-Stop(Hz)	RBW(Hz)	Type	Freq(Hz)	Psum(dBm)	P1(dBm)
1G	5G	1M	PK	4.5835G	-50.36	-50.36
1G	5G	1M	PK	5G	-62.35	-62.35

6.525-6.875GHz_802.11ax HEW20_RU106_Index53_20MHz_Nss1,(MCS0)_1TX **CSE Other [AV]**

6875MHz Straddle 6.525-6.875GHz

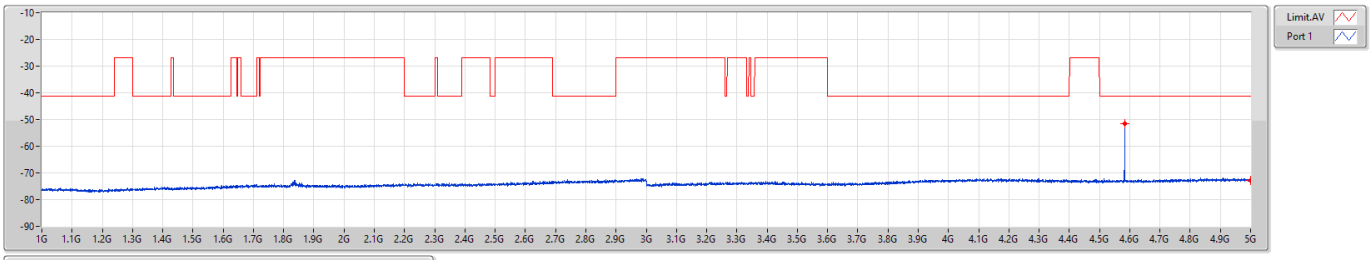

F-Start(Hz)	F-Stop(Hz)	RBW(Hz)	Type	Freq(Hz)	Psum(dBm)	P1(dBm)
1G	5G	1M	AV	4.5835G	-51.69	-51.69
1G	5G	1M	AV	5G	-72.86	-72.86

6.875-7.125GHz_802.11ax HEW20_RU106_Index53_20MHz_Nss1,(MCS0)_1TX **CSE Other [PK]**

6895MHz

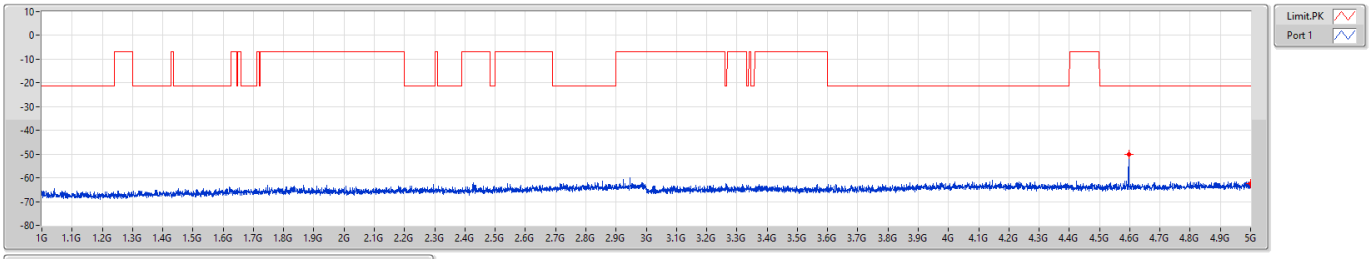

F-Start(Hz)	F-Stop(Hz)	RBW(Hz)	Type	Freq(Hz)	Psum(dBm)	P1(dBm)
1G	5G	1M	PK	4.597G	-50.11	-50.11
1G	5G	1M	PK	5G	-62.45	-62.45

6.875-7.125GHz_802.11ax HEW20_RU106_Index53_20MHz_Nss1,(MCS0)_1TX **CSE Other [AV]**

6895MHz

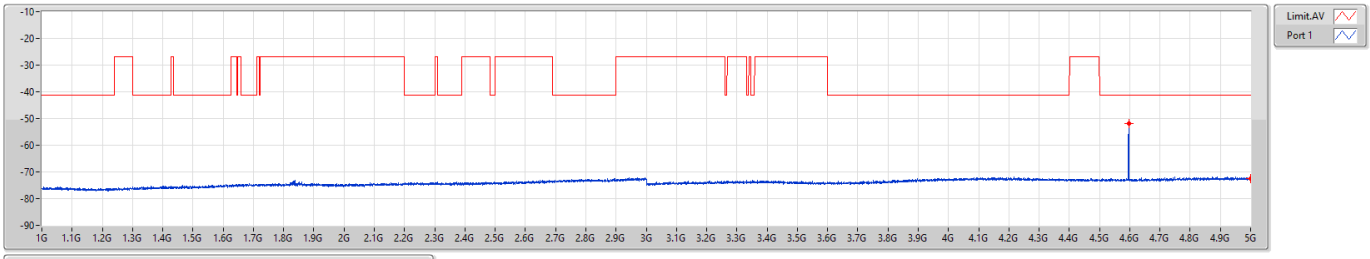

F-Start(Hz)	F-Stop(Hz)	RBW(Hz)	Type	Freq(Hz)	Psum(dBm)	P1(dBm)
1G	5G	1M	AV	4.597G	-51.80	-51.80
1G	5G	1M	AV	5G	-72.57	-72.57

6.875-7.125GHz_802.11ax HEW20_RU106_Index53_20MHz_Nss1,(MCS0)_1TX **CSE Other [PK]**

7015MHz

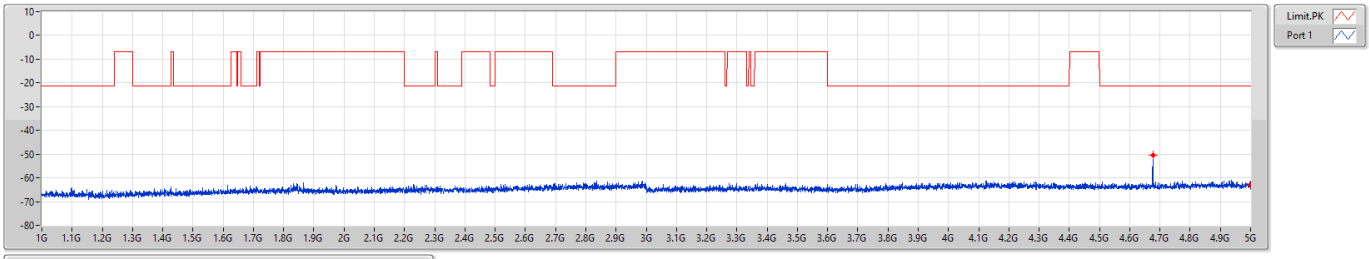

F-Start(Hz)	F-Stop(Hz)	RBW(Hz)	Type	Freq(Hz)	Psum(dBm)	P1(dBm)
1G	5G	1M	PK	4.677G	-50.53	-50.53
1G	5G	1M	PK	5G	-63.01	-63.01

6.875-7.125GHz_802.11ax HEW20_RU106_Index53_20MHz_Nss1,(MCS0)_1TX **CSE Other [AV]**

7015MHz

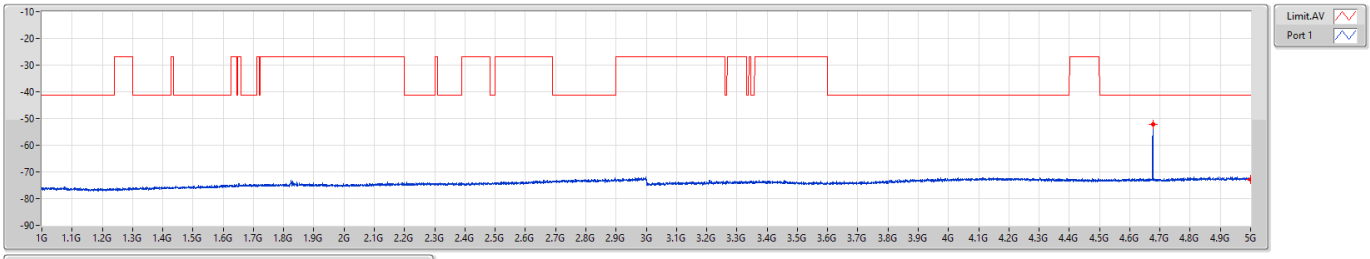

F-Start(Hz)	F-Stop(Hz)	RBW(Hz)	Type	Freq(Hz)	Psum(dBm)	P1(dBm)
1G	5G	1M	AV	4.677G	-52.29	-52.29
1G	5G	1M	AV	5G	-72.68	-72.68

6.875-7.125GHz_802.11ax HEW20_RU106_Index53_20MHz_Nss1,(MCS0)_1TX **CSE Other [PK]**

7095MHz

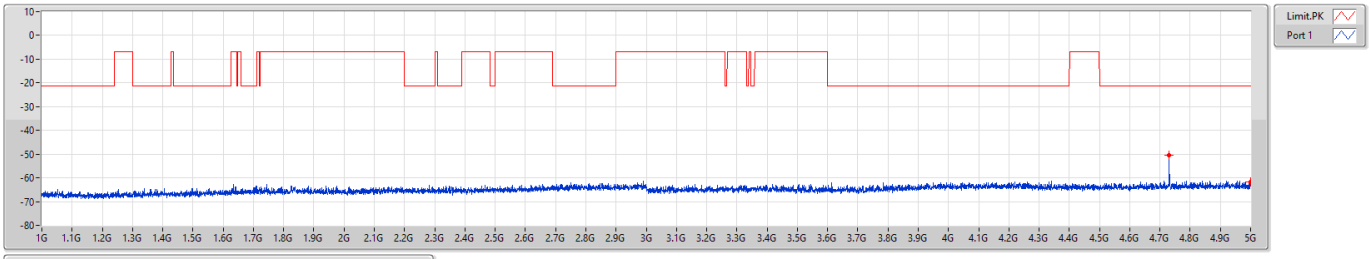

F-Start(Hz)	F-Stop(Hz)	RBW(Hz)	Type	Freq(Hz)	Psum(dBm)	P1(dBm)
1G	5G	1M	PK	4.7305G	-50.45	-50.45
1G	5G	1M	PK	5G	-61.71	-61.71

6.875-7.125GHz_802.11ax HEW20_RU106_Index53_20MHz_Nss1,(MCS0)_1TX **CSE Other [AV]**

7095MHz

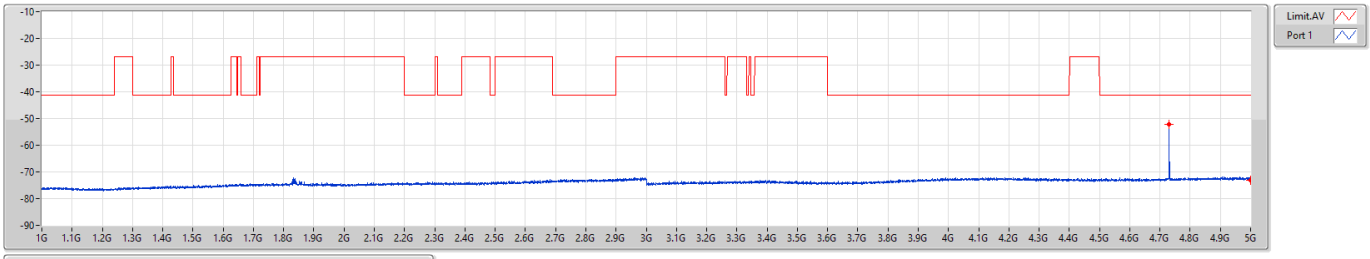

F-Start(Hz)	F-Stop(Hz)	RBW(Hz)	Type	Freq(Hz)	Psum(dBm)	P1(dBm)
1G	5G	1M	AV	4.73G	-52.21	-52.21
1G	5G	1M	AV	5G	-72.98	-72.98

6.875-7.125GHz_802.11ax HEW20_RU106_Index53_20MHz_Nss1,(MCS0)_1TX **CSE Other [PK]**

7115MHz

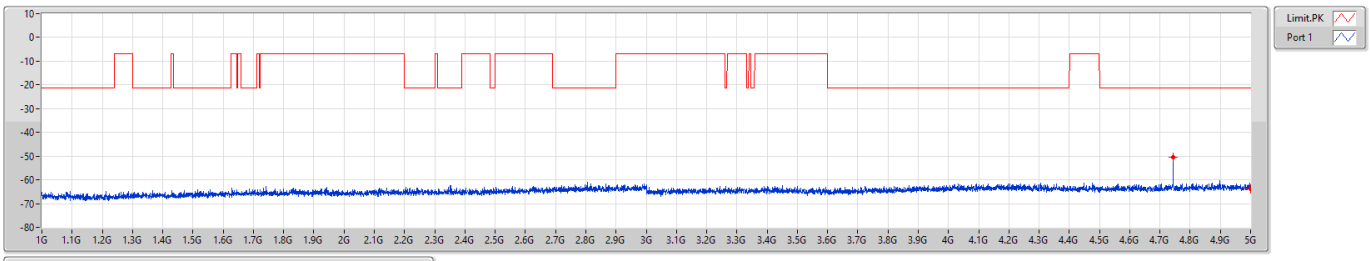

F-Start(Hz)	F-Stop(Hz)	RBW(Hz)	Type	Freq(Hz)	Psum(dBm)	P1(dBm)
1G	5G	1M	PK	4.7435G	-50.56	-50.56
1G	5G	1M	PK	5G	-63.75	-63.75

6.875-7.125GHz_802.11ax HEW20_RU106_Index53_20MHz_Nss1,(MCS0)_1TX **CSE Other [AV]**

7115MHz

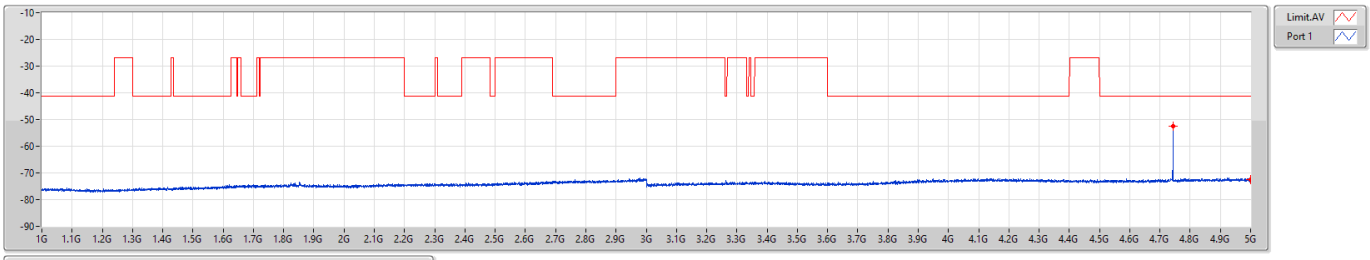

F-Start(Hz)	F-Stop(Hz)	RBW(Hz)	Type	Freq(Hz)	Psum(dBm)	P1(dBm)
1G	5G	1M	AV	4.7435G	-52.43	-52.43
1G	5G	1M	AV	5G	-72.36	-72.36

Summary

Mode	Result	F-Start (Hz)	F-Stop (Hz)	Type	Freq (Hz)	DG (dBi)	P1 (dBm)	Psum (dBm)	EIRP (dBm)	Limit (dBm)	Margin (dB)
5.925-6.425GHz	-	-	-	-	-	-	-	-	-	-	-
802.11ax HEW20_RU26_Index0_20MHz_Nss1,(MCS0)_1TX	Pass	5G	5.9G	AV	5.4491G	5.20	-67.65	-67.65	-62.45	-41.20	-21.25
802.11ax HEW20_RU26_Index3_20MHz_Nss1,(MCS0)_1TX	Pass	5G	5.9G	AV	5.4437G	5.20	-67.60	-67.60	-62.40	-41.20	-21.20
802.11ax HEW20_RU52_Index37_20MHz_Nss1,(MCS0)_1TX	Pass	5G	5.9G	AV	5.45315G	5.20	-67.30	-67.30	-62.10	-41.20	-20.90
802.11ax HEW20_RU52_Index38_20MHz_Nss1,(MCS0)_1TX	Pass	5G	5.9G	AV	5.42705G	5.20	-67.57	-67.57	-62.37	-41.20	-21.17
802.11ax HEW20_RU106_Index53_20MHz_Nss1,(MCS0)_1TX	Pass	5G	5.9G	AV	5.45945G	5.20	-67.56	-67.56	-62.36	-41.20	-21.16
6.425-6.525GHz	-	-	-	-	-	-	-	-	-	-	-
802.11ax HEW20_RU26_Index3_20MHz_Nss1,(MCS0)_1TX	Pass	5G	5.9G	AV	5.45495G	5.20	-67.47	-67.47	-62.27	-41.20	-21.07
802.11ax HEW20_RU52_Index38_20MHz_Nss1,(MCS0)_1TX	Pass	5G	5.9G	AV	5.45495G	5.20	-67.58	-67.58	-62.38	-41.20	-21.18
802.11ax HEW20_RU106_Index53_20MHz_Nss1,(MCS0)_1TX	Pass	5G	5.9G	AV	5.4599G	5.20	-67.52	-67.52	-62.32	-41.20	-21.12
6.525-6.875GHz	-	-	-	-	-	-	-	-	-	-	-
802.11ax HEW20_RU26_Index3_20MHz_Nss1,(MCS0)_1TX	Pass	5G	5.9G	AV	5.4437G	5.20	-67.42	-67.42	-62.22	-41.20	-21.02
802.11ax HEW20_RU52_Index38_20MHz_Nss1,(MCS0)_1TX	Pass	5G	5.9G	AV	5.43785G	5.20	-67.48	-67.48	-62.28	-41.20	-21.08
802.11ax HEW20_RU106_Index53_20MHz_Nss1,(MCS0)_1TX	Pass	5G	5.9G	AV	5.42795G	5.20	-67.49	-67.49	-62.29	-41.20	-21.09
6.875-7.125GHz	-	-	-	-	-	-	-	-	-	-	-
802.11ax HEW20_RU26_Index3_20MHz_Nss1,(MCS0)_1TX	Pass	5G	5.9G	AV	5.4491G	5.20	-67.62	-67.62	-62.42	-41.20	-21.22
802.11ax HEW20_RU26_Index8_20MHz_Nss1,(MCS0)_1TX	Pass	7.125G	7.15G	AV	7.1255G	5.20	-50.01	-50.01	-33.23	-27.00	-6.23
802.11ax HEW20_RU52_Index38_20MHz_Nss1,(MCS0)_1TX	Pass	5G	5.9G	AV	5.43515G	5.20	-67.60	-67.60	-62.40	-41.20	-21.20
802.11ax HEW20_RU52_Index40_20MHz_Nss1,(MCS0)_1TX	Pass	7.125G	7.15G	AV	7.1255G	5.20	-49.29	-49.29	-32.46	-27.00	-5.46
802.11ax HEW20_RU106_Index53_20MHz_Nss1,(MCS0)_1TX	Pass	5G	5.9G	AV	5.41805G	5.20	-67.52	-67.52	-62.32	-41.20	-21.12
802.11ax HEW20_RU106_Index54_20MHz_Nss1,(MCS0)_1TX	Pass	7.125G	7.15G	AV	7.1255G	5.20	-46.82	-46.82	-30.45	-27.00	-3.45

DG = Directional Gain ; PX=Port X; Psum=P1+P2+...PX

Result

Mode	Result	F-Start (Hz)	F-Stop (Hz)	Type	Freq (Hz)	DG (dBi)	P1 (dBm)	Psum (dBm)	EIRP (dBm)	Limit (dBm)	Margin (dB)
802.11ax HEW20_RU26_Index0_20MHz_Nss1,(MCS0)_1TX	-	-	-	-	-	-	-	-	-	-	-
5955MHz	Pass	5G	5.9G	AV	5.4491G	5.20	-67.65	-67.65	-62.45	-41.20	-21.25
5955MHz	Pass	5.9G	5.925G	AV	5.92461G	5.20	-68.66	-68.66	-63.46	-27.00	-36.46
5955MHz	Pass	7.125G	7.15G	AV	7.1254G	5.20	-68.83	-68.83	-63.63	-27.00	-36.63
5955MHz	Pass	7.15G	7.5G	AV	7.49895G	5.20	-67.71	-67.71	-62.51	-41.20	-21.31
5955MHz	Pass	5G	5.9G	PK	5.45765G	5.20	-56.37	-56.37	-51.17	-21.20	-29.97
5955MHz	Pass	5.9G	5.925G	PK	5.91396G	5.20	-56.39	-56.39	-51.19	-7.00	-44.19
5955MHz	Pass	7.125G	7.15G	PK	7.12859G	5.20	-56.85	-56.85	-51.65	-7.00	-44.65
5955MHz	Pass	7.15G	7.5G	PK	7.46885G	5.20	-56.21	-56.21	-51.01	-21.20	-29.81
802.11ax HEW20_RU26_Index3_20MHz_Nss1,(MCS0)_1TX	-	-	-	-	-	-	-	-	-	-	-
6175MHz	Pass	5G	5.9G	AV	5.4437G	5.20	-67.60	-67.60	-62.40	-41.20	-21.20
6175MHz	Pass	5.9G	5.925G	AV	5.90068G	5.20	-69.08	-69.08	-63.88	-27.00	-36.88
6175MHz	Pass	7.125G	7.15G	AV	7.12651G	5.20	-68.72	-68.72	-63.52	-27.00	-36.52
6175MHz	Pass	7.15G	7.5G	AV	7.4902G	5.20	-67.87	-67.87	-62.67	-41.20	-21.47
6175MHz	Pass	5G	5.9G	PK	5.4248G	5.20	-56.14	-56.14	-50.94	-21.20	-29.74
6175MHz	Pass	5.9G	5.925G	PK	5.90585G	5.20	-56.80	-56.80	-51.60	-7.00	-44.60
6175MHz	Pass	7.125G	7.15G	PK	7.13575G	5.20	-56.30	-56.30	-51.10	-7.00	-44.10
6175MHz	Pass	7.15G	7.5G	PK	7.47603G	5.20	-56.34	-56.34	-51.14	-21.20	-29.94
6415MHz	Pass	5G	5.9G	AV	5.45945G	5.20	-67.63	-67.63	-62.43	-41.20	-21.23
6415MHz	Pass	5.9G	5.925G	AV	5.90066G	5.20	-69.24	-69.24	-64.04	-27.00	-37.04
6415MHz	Pass	7.125G	7.15G	AV	7.12618G	5.20	-68.79	-68.79	-63.59	-27.00	-36.59
6415MHz	Pass	7.15G	7.5G	AV	7.49475G	5.20	-67.88	-67.88	-62.68	-41.20	-21.48
6415MHz	Pass	5G	5.9G	PK	5.41445G	5.20	-57.13	-57.13	-51.93	-21.20	-30.73
6415MHz	Pass	5.9G	5.925G	PK	5.90086G	5.20	-57.49	-57.49	-52.29	-7.00	-45.29
6415MHz	Pass	7.125G	7.15G	PK	7.14089G	5.20	-55.89	-55.89	-50.69	-7.00	-43.69
6415MHz	Pass	7.15G	7.5G	PK	7.49195G	5.20	-56.30	-56.30	-51.10	-21.20	-29.90
6435MHz	Pass	5G	5.9G	AV	5.4455G	5.20	-67.63	-67.63	-62.43	-41.20	-21.23
6435MHz	Pass	5.9G	5.925G	AV	5.9003G	5.20	-69.05	-69.05	-63.85	-27.00	-36.85
6435MHz	Pass	7.125G	7.15G	AV	7.14676G	5.20	-68.62	-68.62	-63.42	-27.00	-36.42
6435MHz	Pass	7.15G	7.5G	AV	7.49703G	5.20	-67.79	-67.79	-62.59	-41.20	-21.39
6435MHz	Pass	5G	5.9G	PK	5.42525G	5.20	-56.91	-56.91	-51.71	-21.20	-30.51
6435MHz	Pass	5.9G	5.925G	PK	5.91169G	5.20	-57.37	-57.37	-52.17	-7.00	-45.17
6435MHz	Pass	7.125G	7.15G	PK	7.13029G	5.20	-57.18	-57.18	-51.98	-7.00	-44.98
6435MHz	Pass	7.15G	7.5G	PK	7.46885G	5.20	-56.09	-56.09	-50.89	-21.20	-29.69
6475MHz	Pass	5G	5.9G	AV	5.4527G	5.20	-67.55	-67.55	-62.35	-41.20	-21.15
6475MHz	Pass	5.9G	5.925G	AV	5.90233G	5.20	-68.99	-68.99	-63.79	-27.00	-36.79
6475MHz	Pass	7.125G	7.15G	AV	7.12574G	5.20	-68.63	-68.63	-63.43	-27.00	-36.43
6475MHz	Pass	7.15G	7.5G	AV	7.46938G	5.20	-67.76	-67.76	-62.56	-41.20	-21.36
6475MHz	Pass	5G	5.9G	PK	5.44055G	5.20	-55.86	-55.86	-50.66	-21.20	-29.46
6475MHz	Pass	5.9G	5.925G	PK	5.90113G	5.20	-55.91	-55.91	-50.71	-7.00	-43.71

Mode	Result	F-Start (Hz)	F-Stop (Hz)	Type	Freq (Hz)	DG (dBi)	P1 (dBm)	Psum (dBm)	EIRP (dBm)	Limit (dBm)	Margin (dB)
6475MHz	Pass	7.125G	7.15G	PK	7.13218G	5.20	-55.85	-55.85	-50.65	-7.00	-43.65
6475MHz	Pass	7.15G	7.5G	PK	7.49633G	5.20	-56.06	-56.06	-50.86	-21.20	-29.66
6515MHz	Pass	5G	5.9G	AV	5.45495G	5.20	-67.47	-67.47	-62.27	-41.20	-21.07
6515MHz	Pass	5.9G	5.925G	AV	5.90099G	5.20	-69.02	-69.02	-63.82	-27.00	-36.82
6515MHz	Pass	7.125G	7.15G	AV	7.1257G	5.20	-68.66	-68.66	-63.46	-27.00	-36.46
6515MHz	Pass	7.15G	7.5G	AV	7.4972G	5.20	-67.90	-67.90	-62.70	-41.20	-21.50
6515MHz	Pass	5G	5.9G	PK	5.414G	5.20	-56.40	-56.40	-51.20	-21.20	-30.00
6515MHz	Pass	5.9G	5.925G	PK	5.91643G	5.20	-57.06	-57.06	-51.86	-7.00	-44.86
6515MHz	Pass	7.125G	7.15G	PK	7.1319G	5.20	-56.90	-56.90	-51.70	-7.00	-44.70
6515MHz	Pass	7.15G	7.5G	PK	7.49458G	5.20	-56.07	-56.07	-50.87	-21.20	-29.67
6535MHz	Pass	5G	5.9G	AV	5.4383G	5.20	-67.66	-67.66	-62.46	-41.20	-21.26
6535MHz	Pass	5.9G	5.925G	AV	5.90121G	5.20	-68.96	-68.96	-63.76	-27.00	-36.76
6535MHz	Pass	7.125G	7.15G	AV	7.12585G	5.20	-68.70	-68.70	-63.50	-27.00	-36.50
6535MHz	Pass	7.15G	7.5G	AV	7.4972G	5.20	-67.82	-67.82	-62.62	-41.20	-21.42
6535MHz	Pass	5G	5.9G	PK	5.4545G	5.20	-55.79	-55.79	-50.59	-21.20	-29.39
6535MHz	Pass	5.9G	5.925G	PK	5.91063G	5.20	-57.03	-57.03	-51.83	-7.00	-44.83
6535MHz	Pass	7.125G	7.15G	PK	7.14066G	5.20	-56.65	-56.65	-51.45	-7.00	-44.45
6535MHz	Pass	7.15G	7.5G	PK	7.49493G	5.20	-55.92	-55.92	-50.72	-21.20	-29.52
6715MHz	Pass	5G	5.9G	AV	5.4437G	5.20	-67.42	-67.42	-62.22	-41.20	-21.02
6715MHz	Pass	5.9G	5.925G	AV	5.90011G	5.20	-69.15	-69.15	-63.95	-27.00	-36.95
6715MHz	Pass	7.125G	7.15G	AV	7.12531G	5.20	-68.73	-68.73	-63.53	-27.00	-36.53
6715MHz	Pass	7.15G	7.5G	AV	7.48268G	5.20	-67.88	-67.88	-62.68	-41.20	-21.48
6715MHz	Pass	5G	5.9G	PK	5.4257G	5.20	-56.26	-56.26	-51.06	-21.20	-29.86
6715MHz	Pass	5.9G	5.925G	PK	5.92389G	5.20	-57.48	-57.48	-52.28	-7.00	-45.28
6715MHz	Pass	7.125G	7.15G	PK	7.1402G	5.20	-56.66	-56.66	-51.46	-7.00	-44.46
6715MHz	Pass	7.15G	7.5G	PK	7.48163G	5.20	-56.54	-56.54	-51.34	-21.20	-30.14
6855MHz	Pass	5G	5.9G	AV	5.4509G	5.20	-67.56	-67.56	-62.36	-41.20	-21.16
6855MHz	Pass	5.9G	5.925G	AV	5.9034G	5.20	-69.06	-69.06	-63.86	-27.00	-36.86
6855MHz	Pass	7.125G	7.15G	AV	7.12506G	5.20	-68.60	-68.60	-63.40	-27.00	-36.40
6855MHz	Pass	7.15G	7.5G	AV	7.49493G	5.20	-67.80	-67.80	-62.60	-41.20	-21.40
6855MHz	Pass	5G	5.9G	PK	5.43695G	5.20	-56.64	-56.64	-51.44	-21.20	-30.24
6855MHz	Pass	5.9G	5.925G	PK	5.90021G	5.20	-56.80	-56.80	-51.60	-7.00	-44.60
6855MHz	Pass	7.125G	7.15G	PK	7.12619G	5.20	-57.14	-57.14	-51.94	-7.00	-44.94
6855MHz	Pass	7.15G	7.5G	PK	7.4125G	5.20	-55.79	-55.79	-50.59	-21.20	-29.39
6875MHz Straddle 6.525-6.875GHz	Pass	5G	5.9G	AV	5.4329G	5.20	-67.58	-67.58	-62.38	-41.20	-21.18
6875MHz Straddle 6.525-6.875GHz	Pass	5.9G	5.925G	AV	5.90098G	5.20	-68.99	-68.99	-63.79	-27.00	-36.79
6875MHz Straddle 6.525-6.875GHz	Pass	7.125G	7.15G	AV	7.12695G	5.20	-68.72	-68.72	-63.52	-27.00	-36.52
6875MHz Straddle 6.525-6.875GHz	Pass	7.15G	7.5G	AV	7.49948G	5.20	-67.64	-67.64	-62.44	-41.20	-21.24
6875MHz Straddle 6.525-6.875GHz	Pass	5G	5.9G	PK	5.4455G	5.20	-55.65	-55.65	-50.45	-21.20	-29.25
6875MHz Straddle 6.525-6.875GHz	Pass	5.9G	5.925G	PK	5.90034G	5.20	-57.34	-57.34	-52.14	-7.00	-45.14
6875MHz Straddle 6.525-6.875GHz	Pass	7.125G	7.15G	PK	7.12918G	5.20	-56.92	-56.92	-51.72	-7.00	-44.72
6875MHz Straddle 6.525-6.875GHz	Pass	7.15G	7.5G	PK	7.4944G	5.20	-55.83	-55.83	-50.63	-21.20	-29.43

Mode	Result	F-Start (Hz)	F-Stop (Hz)	Type	Freq (Hz)	DG (dBi)	P1 (dBm)	Psum (dBm)	EIRP (dBm)	Limit (dBm)	Margin (dB)
6895MHz	Pass	5G	5.9G	AV	5.4491G	5.20	-67.62	-67.62	-62.42	-41.20	-21.22
6895MHz	Pass	5.9G	5.925G	AV	5.90046G	5.20	-68.77	-68.77	-63.57	-27.00	-36.57
6895MHz	Pass	7.125G	7.15G	AV	7.12768G	5.20	-68.51	-68.51	-63.31	-27.00	-36.31
6895MHz	Pass	7.15G	7.5G	AV	7.24975G	5.20	-69.23	-69.23	-64.03	-27.00	-37.03
6895MHz	Pass	7.15G	7.5G	AV	7.49755G	5.20	-67.86	-67.86	-62.66	-41.20	-21.46
6895MHz	Pass	5G	5.9G	PK	5.40365G	5.20	-56.13	-56.13	-50.93	-21.20	-29.73
6895MHz	Pass	5.9G	5.925G	PK	5.90543G	5.20	-57.15	-57.15	-51.95	-7.00	-44.95
6895MHz	Pass	7.125G	7.15G	PK	7.12538G	5.20	-55.99	-55.99	-50.79	-7.00	-43.79
6895MHz	Pass	7.15G	7.5G	PK	7.2242G	5.20	-57.40	-57.40	-52.20	-7.00	-45.20
6895MHz	Pass	7.15G	7.5G	PK	7.45975G	5.20	-56.55	-56.55	-51.35	-21.20	-30.15
7015MHz	Pass	5G	5.9G	AV	5.4572G	5.20	-67.64	-67.64	-62.44	-41.20	-21.24
7015MHz	Pass	5.9G	5.925G	AV	5.9012G	5.20	-68.99	-68.99	-63.79	-27.00	-36.79
7015MHz	Pass	7.125G	7.15G	AV	7.12698G	5.20	-68.62	-68.62	-63.42	-27.00	-36.42
7015MHz	Pass	7.15G	7.5G	AV	7.23855G	5.20	-68.98	-68.98	-63.78	-27.00	-36.78
7015MHz	Pass	7.15G	7.5G	AV	7.49983G	5.20	-67.77	-67.77	-62.57	-41.20	-21.37
7015MHz	Pass	5G	5.9G	PK	5.44595G	5.20	-56.73	-56.73	-51.53	-21.20	-30.33
7015MHz	Pass	5.9G	5.925G	PK	5.90099G	5.20	-57.19	-57.19	-51.99	-7.00	-44.99
7015MHz	Pass	7.125G	7.15G	PK	7.14471G	5.20	-55.84	-55.84	-50.64	-7.00	-43.64
7015MHz	Pass	7.15G	7.5G	PK	7.2249G	5.20	-57.69	-57.69	-52.49	-7.00	-45.49
7015MHz	Pass	7.15G	7.5G	PK	7.4643G	5.20	-55.49	-55.49	-50.29	-21.20	-29.09
802.11ax HEW20_RU26_Index8_20MHz_Nss1,(MCS0)_1TX	-	-	-	-	-	-	-	-	-	-	-
7095MHz	Pass	5G	5.9G	AV	5.44235G	5.20	-67.57	-67.57	-62.37	-41.20	-21.17
7095MHz	Pass	5.9G	5.925G	AV	5.90013G	5.20	-69.08	-69.08	-63.88	-27.00	-36.88
7095MHz	Pass	7.125G	7.15G	AV	7.12501G	5.20	-67.81	-67.81	-62.61	-27.00	-35.61
7095MHz	Pass	7.15G	7.5G	AV	7.24415G	5.20	-69.14	-69.14	-63.94	-27.00	-36.94
7095MHz	Pass	7.15G	7.5G	AV	7.48565G	5.20	-67.80	-67.80	-62.60	-41.20	-21.40
7095MHz	Pass	5G	5.9G	PK	5.4455G	5.20	-56.59	-56.59	-51.39	-21.20	-30.19
7095MHz	Pass	5.9G	5.925G	PK	5.92359G	5.20	-57.23	-57.23	-52.03	-7.00	-45.03
7095MHz	Pass	7.125G	7.15G	PK	7.12766G	5.20	-55.89	-55.89	-50.69	-7.00	-43.69
7095MHz	Pass	7.15G	7.5G	PK	7.16365G	5.20	-57.23	-57.23	-52.03	-7.00	-45.03
7095MHz	Pass	7.15G	7.5G	PK	7.45363G	5.20	-56.01	-56.01	-50.81	-21.20	-29.61
7115MHz	Pass	5G	5.9G	AV	5.45585G	5.20	-67.66	-67.66	-62.46	-41.20	-21.26
7115MHz	Pass	5.9G	5.925G	AV	5.90003G	5.20	-69.07	-69.07	-63.87	-27.00	-36.87
7115MHz	Pass	7.125G	7.15G	AV	7.1255G	5.20	-50.01	-50.01	-33.23	-27.00	-6.23
7115MHz	Pass	7.15G	7.5G	AV	7.23995G	5.20	-69.11	-69.11	-63.91	-27.00	-36.91
7115MHz	Pass	7.15G	7.5G	AV	7.4783G	5.20	-67.77	-67.77	-62.57	-41.20	-21.37
7115MHz	Pass	5G	5.9G	PK	5.3717G	5.20	-56.35	-56.35	-51.15	-21.20	-29.95
7115MHz	Pass	5.9G	5.925G	PK	5.90084G	5.20	-57.85	-57.85	-52.65	-7.00	-45.65
7115MHz	Pass	7.125G	7.15G	PK	7.1255G	5.20	-35.61	-35.61	-18.64	-7.00	-11.64
7115MHz	Pass	7.15G	7.5G	PK	7.1766G	5.20	-57.57	-57.57	-52.37	-7.00	-45.37
7115MHz	Pass	7.15G	7.5G	PK	7.44523G	5.20	-56.21	-56.21	-51.01	-21.20	-29.81
802.11ax	-	-	-	-	-	-	-	-	-	-	-

Mode	Result	F-Start (Hz)	F-Stop (Hz)	Type	Freq (Hz)	DG (dBi)	P1 (dBm)	Psum (dBm)	EIRP (dBm)	Limit (dBm)	Margin (dB)
HEW20_RU52_Index37_20MHz_Nss1,(MCS0)_1TX											
5955MHz	Pass	5G	5.9G	AV	5.45315G	5.20	-67.30	-67.30	-62.10	-41.20	-20.90
5955MHz	Pass	5.9G	5.925G	AV	5.90064G	5.20	-69.02	-69.02	-63.82	-27.00	-36.82
5955MHz	Pass	7.125G	7.15G	AV	7.125G	5.20	-67.78	-67.78	-62.58	-27.00	-35.58
5955MHz	Pass	7.15G	7.5G	AV	7.49773G	5.20	-67.79	-67.79	-62.59	-41.20	-21.39
5955MHz	Pass	5G	5.9G	PK	5.3798G	5.20	-56.34	-56.34	-51.14	-21.20	-29.94
5955MHz	Pass	5.9G	5.925G	PK	5.9235G	5.20	-56.95	-56.95	-51.75	-7.00	-44.75
5955MHz	Pass	7.125G	7.15G	PK	7.12584G	5.20	-55.84	-55.84	-50.64	-7.00	-43.64
5955MHz	Pass	7.15G	7.5G	PK	7.4734G	5.20	-56.49	-56.49	-51.29	-21.20	-30.09
802.11ax HEW20_RU52_Index38_20MHz_Nss1,(MCS0)_1TX	-	-	-	-	-	-	-	-	-	-	-
6175MHz	Pass	5G	5.9G	AV	5.4293G	5.20	-67.63	-67.63	-62.43	-41.20	-21.23
6175MHz	Pass	5.9G	5.925G	AV	5.90029G	5.20	-68.96	-68.96	-63.76	-27.00	-36.76
6175MHz	Pass	7.125G	7.15G	AV	7.1271G	5.20	-68.68	-68.68	-63.48	-27.00	-36.48
6175MHz	Pass	7.15G	7.5G	AV	7.48723G	5.20	-67.82	-67.82	-62.62	-41.20	-21.42
6175MHz	Pass	5G	5.9G	PK	5.4464G	5.20	-56.30	-56.30	-51.10	-21.20	-29.90
6175MHz	Pass	5.9G	5.925G	PK	5.91511G	5.20	-57.16	-57.16	-51.96	-7.00	-44.96
6175MHz	Pass	7.125G	7.15G	PK	7.12541G	5.20	-56.71	-56.71	-51.51	-7.00	-44.51
6175MHz	Pass	7.15G	7.5G	PK	7.49195G	5.20	-56.12	-56.12	-50.92	-21.20	-29.72
6415MHz	Pass	5G	5.9G	AV	5.42705G	5.20	-67.57	-67.57	-62.37	-41.20	-21.17
6415MHz	Pass	5.9G	5.925G	AV	5.90041G	5.20	-69.02	-69.02	-63.82	-27.00	-36.82
6415MHz	Pass	7.125G	7.15G	AV	7.12623G	5.20	-68.56	-68.56	-63.36	-27.00	-36.36
6415MHz	Pass	7.15G	7.5G	AV	7.4818G	5.20	-67.89	-67.89	-62.69	-41.20	-21.49
6415MHz	Pass	5G	5.9G	PK	5.396G	5.20	-55.21	-55.21	-50.01	-21.20	-28.81
6415MHz	Pass	5.9G	5.925G	PK	5.92166G	5.20	-56.80	-56.80	-51.60	-7.00	-44.60
6415MHz	Pass	7.125G	7.15G	PK	7.14693G	5.20	-56.80	-56.80	-51.60	-7.00	-44.60
6415MHz	Pass	7.15G	7.5G	PK	7.4503G	5.20	-55.98	-55.98	-50.78	-21.20	-29.58
6435MHz	Pass	5G	5.9G	AV	5.45495G	5.20	-67.58	-67.58	-62.38	-41.20	-21.18
6435MHz	Pass	5.9G	5.925G	AV	5.90019G	5.20	-69.02	-69.02	-63.82	-27.00	-36.82
6435MHz	Pass	7.125G	7.15G	AV	7.1284G	5.20	-68.77	-68.77	-63.57	-27.00	-36.57
6435MHz	Pass	7.15G	7.5G	AV	7.49895G	5.20	-67.81	-67.81	-62.61	-41.20	-21.41
6435MHz	Pass	5G	5.9G	PK	5.40365G	5.20	-56.49	-56.49	-51.29	-21.20	-30.09
6435MHz	Pass	5.9G	5.925G	PK	5.90084G	5.20	-57.51	-57.51	-52.31	-7.00	-45.31
6435MHz	Pass	7.125G	7.15G	PK	7.12613G	5.20	-56.39	-56.39	-51.19	-7.00	-44.19
6435MHz	Pass	7.15G	7.5G	PK	7.4776G	5.20	-55.52	-55.52	-50.32	-21.20	-29.12
6475MHz	Pass	5G	5.9G	AV	5.43425G	5.20	-67.64	-67.64	-62.44	-41.20	-21.24
6475MHz	Pass	5.9G	5.925G	AV	5.90199G	5.20	-69.09	-69.09	-63.89	-27.00	-36.89
6475MHz	Pass	7.125G	7.15G	AV	7.12568G	5.20	-68.66	-68.66	-63.46	-27.00	-36.46
6475MHz	Pass	7.15G	7.5G	AV	7.49055G	5.20	-67.76	-67.76	-62.56	-41.20	-21.36
6475MHz	Pass	5G	5.9G	PK	5.4194G	5.20	-56.15	-56.15	-50.95	-21.20	-29.75
6475MHz	Pass	5.9G	5.925G	PK	5.90355G	5.20	-57.02	-57.02	-51.82	-7.00	-44.82
6475MHz	Pass	7.125G	7.15G	PK	7.12815G	5.20	-56.39	-56.39	-51.19	-7.00	-44.19
6475MHz	Pass	7.15G	7.5G	PK	7.45573G	5.20	-55.91	-55.91	-50.71	-21.20	-29.51

Mode	Result	F-Start (Hz)	F-Stop (Hz)	Type	Freq (Hz)	DG (dBi)	P1 (dBm)	Psum (dBm)	EIRP (dBm)	Limit (dBm)	Margin (dB)
6515MHz	Pass	5G	5.9G	AV	5.44685G	5.20	-67.59	-67.59	-62.39	-41.20	-21.19
6515MHz	Pass	5.9G	5.925G	AV	5.90076G	5.20	-68.93	-68.93	-63.73	-27.00	-36.73
6515MHz	Pass	7.125G	7.15G	AV	7.12775G	5.20	-68.71	-68.71	-63.51	-27.00	-36.51
6515MHz	Pass	7.15G	7.5G	AV	7.49073G	5.20	-67.73	-67.73	-62.53	-41.20	-21.33
6515MHz	Pass	5G	5.9G	PK	5.4149G	5.20	-55.90	-55.90	-50.70	-21.20	-29.50
6515MHz	Pass	5.9G	5.925G	PK	5.92195G	5.20	-57.17	-57.17	-51.97	-7.00	-44.97
6515MHz	Pass	7.125G	7.15G	PK	7.1266G	5.20	-56.56	-56.56	-51.36	-7.00	-44.36
6515MHz	Pass	7.15G	7.5G	PK	7.49948G	5.20	-55.53	-55.53	-50.33	-21.20	-29.13
6535MHz	Pass	5G	5.9G	AV	5.45315G	5.20	-67.55	-67.55	-62.35	-41.20	-21.15
6535MHz	Pass	5.9G	5.925G	AV	5.90276G	5.20	-69.02	-69.02	-63.82	-27.00	-36.82
6535MHz	Pass	7.125G	7.15G	AV	7.12503G	5.20	-68.74	-68.74	-63.54	-27.00	-36.54
6535MHz	Pass	7.15G	7.5G	AV	7.4706G	5.20	-67.89	-67.89	-62.69	-41.20	-21.49
6535MHz	Pass	5G	5.9G	PK	5.39645G	5.20	-56.55	-56.55	-51.35	-21.20	-30.15
6535MHz	Pass	5.9G	5.925G	PK	5.90024G	5.20	-57.28	-57.28	-52.08	-7.00	-45.08
6535MHz	Pass	7.125G	7.15G	PK	7.14638G	5.20	-56.82	-56.82	-51.62	-7.00	-44.62
6535MHz	Pass	7.15G	7.5G	PK	7.4538G	5.20	-55.70	-55.70	-50.50	-21.20	-29.30
6715MHz	Pass	5G	5.9G	AV	5.42165G	5.20	-67.60	-67.60	-62.40	-41.20	-21.20
6715MHz	Pass	5.9G	5.925G	AV	5.90028G	5.20	-69.08	-69.08	-63.88	-27.00	-36.88
6715MHz	Pass	7.125G	7.15G	AV	7.12828G	5.20	-68.61	-68.61	-63.41	-27.00	-36.41
6715MHz	Pass	7.15G	7.5G	AV	7.47585G	5.20	-67.75	-67.75	-62.55	-41.20	-21.35
6715MHz	Pass	5G	5.9G	PK	5.42615G	5.20	-55.78	-55.78	-50.58	-21.20	-29.38
6715MHz	Pass	5.9G	5.925G	PK	5.92388G	5.20	-57.61	-57.61	-52.41	-7.00	-45.41
6715MHz	Pass	7.125G	7.15G	PK	7.12948G	5.20	-56.23	-56.23	-51.03	-7.00	-44.03
6715MHz	Pass	7.15G	7.5G	PK	7.45818G	5.20	-56.40	-56.40	-51.20	-21.20	-30.00
6855MHz	Pass	5G	5.9G	AV	5.43785G	5.20	-67.48	-67.48	-62.28	-41.20	-21.08
6855MHz	Pass	5.9G	5.925G	AV	5.90063G	5.20	-69.08	-69.08	-63.88	-27.00	-36.88
6855MHz	Pass	7.125G	7.15G	AV	7.14839G	5.20	-68.74	-68.74	-63.54	-27.00	-36.54
6855MHz	Pass	7.15G	7.5G	AV	7.4916G	5.20	-67.76	-67.76	-62.56	-41.20	-21.36
6855MHz	Pass	5G	5.9G	PK	5.4581G	5.20	-56.40	-56.40	-51.20	-21.20	-30.00
6855MHz	Pass	5.9G	5.925G	PK	5.90351G	5.20	-57.14	-57.14	-51.94	-7.00	-44.94
6855MHz	Pass	7.125G	7.15G	PK	7.14665G	5.20	-56.56	-56.56	-51.36	-7.00	-44.36
6855MHz	Pass	7.15G	7.5G	PK	7.49773G	5.20	-55.68	-55.68	-50.48	-21.20	-29.28
6875MHz Straddle 6.525-6.875GHz	Pass	5G	5.9G	AV	5.4536G	5.20	-67.55	-67.55	-62.35	-41.20	-21.15
6875MHz Straddle 6.525-6.875GHz	Pass	5.9G	5.925G	AV	5.90069G	5.20	-68.99	-68.99	-63.79	-27.00	-36.79
6875MHz Straddle 6.525-6.875GHz	Pass	7.125G	7.15G	AV	7.14994G	5.20	-68.62	-68.62	-63.42	-27.00	-36.42
6875MHz Straddle 6.525-6.875GHz	Pass	7.15G	7.5G	AV	7.47603G	5.20	-67.65	-67.65	-62.45	-41.20	-21.25
6875MHz Straddle 6.525-6.875GHz	Pass	5G	5.9G	PK	5.42075G	5.20	-56.65	-56.65	-51.45	-21.20	-30.25
6875MHz Straddle 6.525-6.875GHz	Pass	5.9G	5.925G	PK	5.92414G	5.20	-56.60	-56.60	-51.40	-7.00	-44.40
6875MHz Straddle 6.525-6.875GHz	Pass	7.125G	7.15G	PK	7.12678G	5.20	-56.79	-56.79	-51.59	-7.00	-44.59
6875MHz Straddle 6.525-6.875GHz	Pass	7.15G	7.5G	PK	7.45975G	5.20	-56.44	-56.44	-51.24	-21.20	-30.04
6895MHz	Pass	5G	5.9G	AV	5.43515G	5.20	-67.60	-67.60	-62.40	-41.20	-21.20
6895MHz	Pass	5.9G	5.925G	AV	5.90016G	5.20	-68.96	-68.96	-63.76	-27.00	-36.76

Mode	Result	F-Start (Hz)	F-Stop (Hz)	Type	Freq (Hz)	DG (dBi)	P1 (dBm)	Psum (dBm)	EIRP (dBm)	Limit (dBm)	Margin (dB)
6895MHz	Pass	7.125G	7.15G	AV	7.14879G	5.20	-68.60	-68.60	-63.40	-27.00	-36.40
6895MHz	Pass	7.15G	7.5G	AV	7.21283G	5.20	-68.90	-68.90	-63.70	-27.00	-36.70
6895MHz	Pass	7.15G	7.5G	AV	7.48355G	5.20	-67.77	-67.77	-62.57	-41.20	-21.37
6895MHz	Pass	5G	5.9G	PK	5.43515G	5.20	-56.22	-56.22	-51.02	-21.20	-29.82
6895MHz	Pass	5.9G	5.925G	PK	5.90014G	5.20	-56.70	-56.70	-51.50	-7.00	-44.50
6895MHz	Pass	7.125G	7.15G	PK	7.14733G	5.20	-56.58	-56.58	-51.38	-7.00	-44.38
6895MHz	Pass	7.15G	7.5G	PK	7.2487G	5.20	-57.82	-57.82	-52.62	-7.00	-45.62
6895MHz	Pass	7.15G	7.5G	PK	7.46238G	5.20	-56.23	-56.23	-51.03	-21.20	-29.83
7015MHz	Pass	5G	5.9G	AV	5.4599G	5.20	-67.63	-67.63	-62.43	-41.20	-21.23
7015MHz	Pass	5.9G	5.925G	AV	5.90013G	5.20	-69.08	-69.08	-63.88	-27.00	-36.88
7015MHz	Pass	7.125G	7.15G	AV	7.14501G	5.20	-68.70	-68.70	-63.50	-27.00	-36.50
7015MHz	Pass	7.15G	7.5G	AV	7.23138G	5.20	-69.08	-69.08	-63.88	-27.00	-36.88
7015MHz	Pass	7.15G	7.5G	AV	7.49545G	5.20	-67.73	-67.73	-62.53	-41.20	-21.33
7015MHz	Pass	5G	5.9G	PK	5.441G	5.20	-57.06	-57.06	-51.86	-21.20	-30.66
7015MHz	Pass	5.9G	5.925G	PK	5.92084G	5.20	-57.53	-57.53	-52.33	-7.00	-45.33
7015MHz	Pass	7.125G	7.15G	PK	7.12968G	5.20	-56.99	-56.99	-51.79	-7.00	-44.79
7015MHz	Pass	7.15G	7.5G	PK	7.22123G	5.20	-57.46	-57.46	-52.26	-7.00	-45.26
7015MHz	Pass	7.15G	7.5G	PK	7.47008G	5.20	-56.70	-56.70	-51.50	-21.20	-30.30
802.11ax HEW20_RU52_Index40_20MHz_Nss1,(MCS0)_1TX	-	-	-	-	-	-	-	-	-	-	-
7095MHz	Pass	5G	5.9G	AV	5.43785G	5.20	-67.55	-67.55	-62.35	-41.20	-21.15
7095MHz	Pass	5.9G	5.925G	AV	5.90115G	5.20	-68.96	-68.96	-63.76	-27.00	-36.76
7095MHz	Pass	7.125G	7.15G	AV	7.12573G	5.20	-67.39	-67.39	-62.19	-27.00	-35.19
7095MHz	Pass	7.15G	7.5G	AV	7.23173G	5.20	-69.05	-69.05	-63.85	-27.00	-36.85
7095MHz	Pass	7.15G	7.5G	AV	7.49685G	5.20	-67.76	-67.76	-62.56	-41.20	-21.36
7095MHz	Pass	5G	5.9G	PK	5.38475G	5.20	-56.33	-56.33	-51.13	-21.20	-29.93
7095MHz	Pass	5.9G	5.925G	PK	5.91055G	5.20	-57.25	-57.25	-52.05	-7.00	-45.05
7095MHz	Pass	7.125G	7.15G	PK	7.1251G	5.20	-55.22	-55.22	-50.02	-7.00	-43.02
7095MHz	Pass	7.15G	7.5G	PK	7.16803G	5.20	-57.10	-57.10	-51.90	-7.00	-44.90
7095MHz	Pass	7.15G	7.5G	PK	7.48775G	5.20	-56.25	-56.25	-51.05	-21.20	-29.85
7115MHz	Pass	5G	5.9G	AV	5.45765G	5.20	-67.57	-67.57	-62.37	-41.20	-21.17
7115MHz	Pass	5.9G	5.925G	AV	5.90009G	5.20	-68.76	-68.76	-63.56	-27.00	-36.56
7115MHz	Pass	7.125G	7.15G	AV	7.1255G	5.20	-49.29	-49.29	-32.46	-27.00	-5.46
7115MHz	Pass	7.15G	7.5G	AV	7.15105G	5.20	-68.87	-68.87	-63.67	-27.00	-36.67
7115MHz	Pass	7.15G	7.5G	AV	7.49808G	5.20	-67.64	-67.64	-62.44	-41.20	-21.24
7115MHz	Pass	5G	5.9G	PK	5.38385G	5.20	-56.21	-56.21	-51.01	-21.20	-29.81
7115MHz	Pass	5.9G	5.925G	PK	5.90673G	5.20	-57.87	-57.87	-52.67	-7.00	-45.67
7115MHz	Pass	7.125G	7.15G	PK	7.1255G	5.20	-35.50	-35.50	-19.00	-7.00	-12.00
7115MHz	Pass	7.15G	7.5G	PK	7.171G	5.20	-57.33	-57.33	-52.13	-7.00	-45.13
7115MHz	Pass	7.15G	7.5G	PK	7.41758G	5.20	-56.62	-56.62	-51.42	-21.20	-30.22
802.11ax HEW20_RU106_Index53_20MHz_Nss1,(MCS0)_1TX	-	-	-	-	-	-	-	-	-	-	-
5955MHz	Pass	5G	5.9G	AV	5.45945G	5.20	-67.56	-67.56	-62.36	-41.20	-21.16

Mode	Result	F-Start (Hz)	F-Stop (Hz)	Type	Freq (Hz)	DG (dBi)	P1 (dBm)	Psum (dBm)	EIRP (dBm)	Limit (dBm)	Margin (dB)
5955MHz	Pass	5.9G	5.925G	AV	5.9248G	5.20	-66.00	-66.00	-60.80	-27.00	-33.80
5955MHz	Pass	7.125G	7.15G	AV	7.12559G	5.20	-68.66	-68.66	-63.46	-27.00	-36.46
5955MHz	Pass	7.15G	7.5G	AV	7.49248G	5.20	-67.82	-67.82	-62.62	-41.20	-21.42
5955MHz	Pass	5G	5.9G	PK	5.41895G	5.20	-56.70	-56.70	-51.50	-21.20	-30.30
5955MHz	Pass	5.9G	5.925G	PK	5.91938G	5.20	-54.27	-54.27	-49.07	-7.00	-42.07
5955MHz	Pass	7.125G	7.15G	PK	7.12754G	5.20	-56.41	-56.41	-51.21	-7.00	-44.21
5955MHz	Pass	7.15G	7.5G	PK	7.49913G	5.20	-56.10	-56.10	-50.90	-21.20	-29.70
6175MHz	Pass	5G	5.9G	AV	5.45945G	5.20	-67.60	-67.60	-62.40	-41.20	-21.20
6175MHz	Pass	5.9G	5.925G	AV	5.90155G	5.20	-68.93	-68.93	-63.73	-27.00	-36.73
6175MHz	Pass	7.125G	7.15G	AV	7.1256G	5.20	-68.53	-68.53	-63.33	-27.00	-36.33
6175MHz	Pass	7.15G	7.5G	AV	7.47463G	5.20	-67.87	-67.87	-62.67	-41.20	-21.47
6175MHz	Pass	5G	5.9G	PK	5.4329G	5.20	-57.29	-57.29	-52.09	-21.20	-30.89
6175MHz	Pass	5.9G	5.925G	PK	5.90328G	5.20	-57.28	-57.28	-52.08	-7.00	-45.08
6175MHz	Pass	7.125G	7.15G	PK	7.14379G	5.20	-56.34	-56.34	-51.14	-7.00	-44.14
6175MHz	Pass	7.15G	7.5G	PK	7.4321G	5.20	-56.43	-56.43	-51.23	-21.20	-30.03
6415MHz	Pass	5G	5.9G	AV	5.44415G	5.20	-67.60	-67.60	-62.40	-41.20	-21.20
6415MHz	Pass	5.9G	5.925G	AV	5.90225G	5.20	-69.02	-69.02	-63.82	-27.00	-36.82
6415MHz	Pass	7.125G	7.15G	AV	7.1269G	5.20	-68.59	-68.59	-63.39	-27.00	-36.39
6415MHz	Pass	7.15G	7.5G	AV	7.4958G	5.20	-67.87	-67.87	-62.67	-41.20	-21.47
6415MHz	Pass	5G	5.9G	PK	5.3825G	5.20	-56.85	-56.85	-51.65	-21.20	-30.45
6415MHz	Pass	5.9G	5.925G	PK	5.91266G	5.20	-56.89	-56.89	-51.69	-7.00	-44.69
6415MHz	Pass	7.125G	7.15G	PK	7.14268G	5.20	-56.56	-56.56	-51.36	-7.00	-44.36
6415MHz	Pass	7.15G	7.5G	PK	7.47358G	5.20	-56.23	-56.23	-51.03	-21.20	-29.83
6435MHz	Pass	5G	5.9G	AV	5.4491G	5.20	-67.55	-67.55	-62.35	-41.20	-21.15
6435MHz	Pass	5.9G	5.925G	AV	5.90089G	5.20	-68.99	-68.99	-63.79	-27.00	-36.79
6435MHz	Pass	7.125G	7.15G	AV	7.12626G	5.20	-68.39	-68.39	-63.19	-27.00	-36.19
6435MHz	Pass	7.15G	7.5G	AV	7.49773G	5.20	-67.68	-67.68	-62.48	-41.20	-21.28
6435MHz	Pass	5G	5.9G	PK	5.41265G	5.20	-56.36	-56.36	-51.16	-21.20	-29.96
6435MHz	Pass	5.9G	5.925G	PK	5.90773G	5.20	-56.92	-56.92	-51.72	-7.00	-44.72
6435MHz	Pass	7.125G	7.15G	PK	7.12681G	5.20	-56.42	-56.42	-51.22	-7.00	-44.22
6435MHz	Pass	7.15G	7.5G	PK	7.48775G	5.20	-55.76	-55.76	-50.56	-21.20	-29.36
6475MHz	Pass	5G	5.9G	AV	5.4599G	5.20	-67.52	-67.52	-62.32	-41.20	-21.12
6475MHz	Pass	5.9G	5.925G	AV	5.9003G	5.20	-69.02	-69.02	-63.82	-27.00	-36.82
6475MHz	Pass	7.125G	7.15G	AV	7.12575G	5.20	-68.63	-68.63	-63.43	-27.00	-36.43
6475MHz	Pass	7.15G	7.5G	AV	7.49895G	5.20	-67.96	-67.96	-62.76	-41.20	-21.56
6475MHz	Pass	5G	5.9G	PK	5.44865G	5.20	-56.31	-56.31	-51.11	-21.20	-29.91
6475MHz	Pass	5.9G	5.925G	PK	5.90243G	5.20	-56.84	-56.84	-51.64	-7.00	-44.64
6475MHz	Pass	7.125G	7.15G	PK	7.12624G	5.20	-56.98	-56.98	-51.78	-7.00	-44.78
6475MHz	Pass	7.15G	7.5G	PK	7.46728G	5.20	-56.55	-56.55	-51.35	-21.20	-30.15
6515MHz	Pass	5G	5.9G	AV	5.45675G	5.20	-67.61	-67.61	-62.41	-41.20	-21.21
6515MHz	Pass	5.9G	5.925G	AV	5.90058G	5.20	-68.90	-68.90	-63.70	-27.00	-36.70
6515MHz	Pass	7.125G	7.15G	AV	7.12815G	5.20	-68.78	-68.78	-63.58	-27.00	-36.58

Mode	Result	F-Start (Hz)	F-Stop (Hz)	Type	Freq (Hz)	DG (dBi)	P1 (dBm)	Psum (dBm)	EIRP (dBm)	Limit (dBm)	Margin (dB)
6515MHz	Pass	7.15G	7.5G	AV	7.48898G	5.20	-67.91	-67.91	-62.71	-41.20	-21.51
6515MHz	Pass	5G	5.9G	PK	5.35145G	5.20	-56.91	-56.91	-51.71	-21.20	-30.51
6515MHz	Pass	5.9G	5.925G	PK	5.9082G	5.20	-57.29	-57.29	-52.09	-7.00	-45.09
6515MHz	Pass	7.125G	7.15G	PK	7.1302G	5.20	-57.08	-57.08	-51.88	-7.00	-44.88
6515MHz	Pass	7.15G	7.5G	PK	7.47288G	5.20	-56.32	-56.32	-51.12	-21.20	-29.92
6535MHz	Pass	5G	5.9G	AV	5.44055G	5.20	-67.54	-67.54	-62.34	-41.20	-21.14
6535MHz	Pass	5.9G	5.925G	AV	5.90099G	5.20	-68.93	-68.93	-63.73	-27.00	-36.73
6535MHz	Pass	7.125G	7.15G	AV	7.1262G	5.20	-68.76	-68.76	-63.56	-27.00	-36.56
6535MHz	Pass	7.15G	7.5G	AV	7.4909G	5.20	-67.80	-67.80	-62.60	-41.20	-21.40
6535MHz	Pass	5G	5.9G	PK	5.38565G	5.20	-56.95	-56.95	-51.75	-21.20	-30.55
6535MHz	Pass	5.9G	5.925G	PK	5.9178G	5.20	-57.48	-57.48	-52.28	-7.00	-45.28
6535MHz	Pass	7.125G	7.15G	PK	7.14518G	5.20	-57.21	-57.21	-52.01	-7.00	-45.01
6535MHz	Pass	7.15G	7.5G	PK	7.49615G	5.20	-56.16	-56.16	-50.96	-21.20	-29.76
6715MHz	Pass	5G	5.9G	AV	5.4563G	5.20	-67.57	-67.57	-62.37	-41.20	-21.17
6715MHz	Pass	5.9G	5.925G	AV	5.90008G	5.20	-68.96	-68.96	-63.76	-27.00	-36.76
6715MHz	Pass	7.125G	7.15G	AV	7.12654G	5.20	-68.69	-68.69	-63.49	-27.00	-36.49
6715MHz	Pass	7.15G	7.5G	AV	7.48828G	5.20	-67.67	-67.67	-62.47	-41.20	-21.27
6715MHz	Pass	5G	5.9G	PK	5.44775G	5.20	-57.06	-57.06	-51.86	-21.20	-30.66
6715MHz	Pass	5.9G	5.925G	PK	5.92081G	5.20	-56.95	-56.95	-51.75	-7.00	-44.75
6715MHz	Pass	7.125G	7.15G	PK	7.14129G	5.20	-56.69	-56.69	-51.49	-7.00	-44.49
6715MHz	Pass	7.15G	7.5G	PK	7.47725G	5.20	-55.99	-55.99	-50.79	-21.20	-29.59
6855MHz	Pass	5G	5.9G	AV	5.45855G	5.20	-67.67	-67.67	-62.47	-41.20	-21.27
6855MHz	Pass	5.9G	5.925G	AV	5.90073G	5.20	-69.02	-69.02	-63.82	-27.00	-36.82
6855MHz	Pass	7.125G	7.15G	AV	7.12656G	5.20	-68.59	-68.59	-63.39	-27.00	-36.39
6855MHz	Pass	7.15G	7.5G	AV	7.48093G	5.20	-67.69	-67.69	-62.49	-41.20	-21.29
6855MHz	Pass	5G	5.9G	PK	5.36G	5.20	-55.72	-55.72	-50.52	-21.20	-29.32
6855MHz	Pass	5.9G	5.925G	PK	5.90576G	5.20	-57.33	-57.33	-52.13	-7.00	-45.13
6855MHz	Pass	7.125G	7.15G	PK	7.14648G	5.20	-56.94	-56.94	-51.74	-7.00	-44.74
6855MHz	Pass	7.15G	7.5G	PK	7.47008G	5.20	-55.70	-55.70	-50.50	-21.20	-29.30
6875MHz Straddle 6.525-6.875GHz	Pass	5G	5.9G	AV	5.42795G	5.20	-67.49	-67.49	-62.29	-41.20	-21.09
6875MHz Straddle 6.525-6.875GHz	Pass	5.9G	5.925G	AV	5.90034G	5.20	-68.86	-68.86	-63.66	-27.00	-36.66
6875MHz Straddle 6.525-6.875GHz	Pass	7.125G	7.15G	AV	7.12509G	5.20	-68.50	-68.50	-63.30	-27.00	-36.30
6875MHz Straddle 6.525-6.875GHz	Pass	7.15G	7.5G	AV	7.49388G	5.20	-67.71	-67.71	-62.51	-41.20	-21.31
6875MHz Straddle 6.525-6.875GHz	Pass	5G	5.9G	PK	5.4275G	5.20	-56.42	-56.42	-51.22	-21.20	-30.02
6875MHz Straddle 6.525-6.875GHz	Pass	5.9G	5.925G	PK	5.90455G	5.20	-56.85	-56.85	-51.65	-7.00	-44.65
6875MHz Straddle 6.525-6.875GHz	Pass	7.125G	7.15G	PK	7.1268G	5.20	-56.24	-56.24	-51.04	-7.00	-44.04
6875MHz Straddle 6.525-6.875GHz	Pass	7.15G	7.5G	PK	7.48775G	5.20	-55.29	-55.29	-50.09	-21.20	-28.89
6895MHz	Pass	5G	5.9G	AV	5.441G	5.20	-67.58	-67.58	-62.38	-41.20	-21.18
6895MHz	Pass	5.9G	5.925G	AV	5.9004G	5.20	-68.90	-68.90	-63.70	-27.00	-36.70
6895MHz	Pass	7.125G	7.15G	AV	7.12601G	5.20	-68.59	-68.59	-63.39	-27.00	-36.39
6895MHz	Pass	7.15G	7.5G	AV	7.24923G	5.20	-68.95	-68.95	-63.75	-27.00	-36.75
6895MHz	Pass	7.15G	7.5G	AV	7.49615G	5.20	-67.83	-67.83	-62.63	-41.20	-21.43

Mode	Result	F-Start (Hz)	F-Stop (Hz)	Type	Freq (Hz)	DG (dBi)	P1 (dBm)	Psum (dBm)	EIRP (dBm)	Limit (dBm)	Margin (dB)
6895MHz	Pass	5G	5.9G	PK	5.43785G	5.20	-56.99	-56.99	-51.79	-21.20	-30.59
6895MHz	Pass	5.9G	5.925G	PK	5.90119G	5.20	-57.15	-57.15	-51.95	-7.00	-44.95
6895MHz	Pass	7.125G	7.15G	PK	7.14598G	5.20	-56.90	-56.90	-51.70	-7.00	-44.70
6895MHz	Pass	7.15G	7.5G	PK	7.2326G	5.20	-57.67	-57.67	-52.47	-7.00	-45.47
6895MHz	Pass	7.15G	7.5G	PK	7.46815G	5.20	-55.91	-55.91	-50.71	-21.20	-29.51
7015MHz	Pass	5G	5.9G	AV	5.41805G	5.20	-67.52	-67.52	-62.32	-41.20	-21.12
7015MHz	Pass	5.9G	5.925G	AV	5.90065G	5.20	-68.90	-68.90	-63.70	-27.00	-36.70
7015MHz	Pass	7.125G	7.15G	AV	7.12549G	5.20	-68.50	-68.50	-63.30	-27.00	-36.30
7015MHz	Pass	7.15G	7.5G	AV	7.24748G	5.20	-69.13	-69.13	-63.93	-27.00	-36.93
7015MHz	Pass	7.15G	7.5G	AV	7.49913G	5.20	-67.64	-67.64	-62.44	-41.20	-21.24
7015MHz	Pass	5G	5.9G	PK	5.41715G	5.20	-57.07	-57.07	-51.87	-21.20	-30.67
7015MHz	Pass	5.9G	5.925G	PK	5.90093G	5.20	-57.30	-57.30	-52.10	-7.00	-45.10
7015MHz	Pass	7.125G	7.15G	PK	7.14575G	5.20	-56.65	-56.65	-51.45	-7.00	-44.45
7015MHz	Pass	7.15G	7.5G	PK	7.22455G	5.20	-57.94	-57.94	-52.74	-7.00	-45.74
7015MHz	Pass	7.15G	7.5G	PK	7.39763G	5.20	-56.17	-56.17	-50.97	-21.20	-29.77
802.11ax HEW20_RU106_Index54_20MHz_Nss1,(MCS0)_1TX	-	-	-	-	-	-	-	-	-	-	-
7095MHz	Pass	5G	5.9G	AV	5.4491G	5.20	-67.44	-67.44	-62.24	-41.20	-21.04
7095MHz	Pass	5.9G	5.925G	AV	5.90073G	5.20	-68.99	-68.99	-63.79	-27.00	-36.79
7095MHz	Pass	7.125G	7.15G	AV	7.12606G	5.20	-66.64	-66.64	-61.44	-27.00	-34.44
7095MHz	Pass	7.15G	7.5G	AV	7.20355G	5.20	-68.96	-68.96	-63.76	-27.00	-36.76
7095MHz	Pass	7.15G	7.5G	AV	7.47095G	5.20	-67.61	-67.61	-62.41	-41.20	-21.21
7095MHz	Pass	5G	5.9G	PK	5.4059G	5.20	-55.84	-55.84	-50.64	-21.20	-29.44
7095MHz	Pass	5.9G	5.925G	PK	5.90145G	5.20	-57.16	-57.16	-51.96	-7.00	-44.96
7095MHz	Pass	7.125G	7.15G	PK	7.12695G	5.20	-55.37	-55.37	-50.17	-7.00	-43.17
7095MHz	Pass	7.15G	7.5G	PK	7.17765G	5.20	-57.41	-57.41	-52.21	-7.00	-45.21
7095MHz	Pass	7.15G	7.5G	PK	7.45328G	5.20	-56.20	-56.20	-51.00	-21.20	-29.80
7115MHz	Pass	5G	5.9G	AV	5.4239G	5.20	-67.47	-67.47	-62.27	-41.20	-21.07
7115MHz	Pass	5.9G	5.925G	AV	5.90038G	5.20	-68.65	-68.65	-63.45	-27.00	-36.45
7115MHz	Pass	7.125G	7.15G	AV	7.1255G	5.20	-46.82	-46.82	-30.45	-27.00	-3.45
7115MHz	Pass	7.15G	7.5G	AV	7.15053G	5.20	-68.13	-68.13	-62.93	-27.00	-35.93
7115MHz	Pass	7.15G	7.5G	AV	7.47918G	5.20	-67.69	-67.69	-62.49	-41.20	-21.29
7115MHz	Pass	5G	5.9G	PK	5.4284G	5.20	-56.01	-56.01	-50.81	-21.20	-29.61
7115MHz	Pass	5.9G	5.925G	PK	5.90105G	5.20	-57.00	-57.00	-51.80	-7.00	-44.80
7115MHz	Pass	7.125G	7.15G	PK	7.1255G	5.20	-34.91	-34.91	-18.12	-7.00	-11.12
7115MHz	Pass	7.15G	7.5G	PK	7.15175G	5.20	-56.38	-56.38	-51.18	-7.00	-44.18
7115MHz	Pass	7.15G	7.5G	PK	7.49318G	5.20	-56.37	-56.37	-51.17	-21.20	-29.97

DG = Directional Gain ; PX=Port X; Psum=P1+P2+...PX

5.925-6.425GHz_802.11ax HEW20_RU26_Index0_20MHz_Nss1,(MCS0)_1TX **CSE Bandedge [PK]**

5955MHz

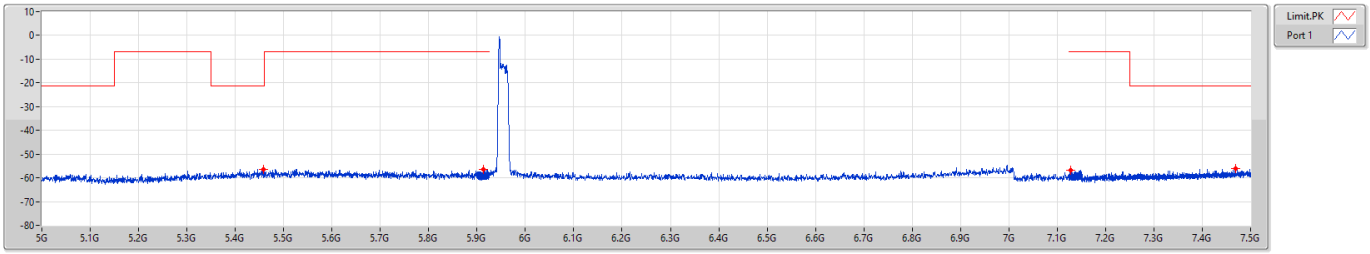

F-Start(Hz)	F-Stop(Hz)	RBW(Hz)	Type	Freq(Hz)	Psum(dBm)	P1(dBm)
5G	5.9G	1M	PK	5.45765G	-56.37	-56.37
5.9G	5.925G	1M	PK	5.91396G	-56.39	-56.39
7.125G	7.15G	1M	PK	7.12859G	-56.85	-56.85
7.15G	7.5G	1M	PK	7.46885G	-56.21	-56.21

5.925-6.425GHz_802.11ax HEW20_RU26_Index0_20MHz_Nss1,(MCS0)_1TX **CSE Bandedge [AV]**

5955MHz

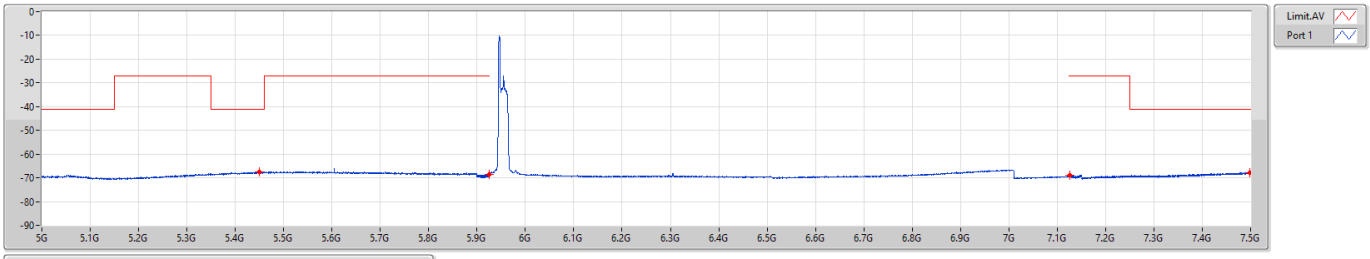

F-Start(Hz)	F-Stop(Hz)	RBW(Hz)	Type	Freq(Hz)	Psum(dBm)	P1(dBm)
5G	5.9G	1M	AV	5.4491G	-67.65	-67.65
5.9G	5.925G	1M	AV	5.92461G	-68.66	-68.66
7.125G	7.15G	1M	AV	7.1254G	-68.83	-68.83
7.15G	7.5G	1M	AV	7.49895G	-67.71	-67.71

5.925-6.425GHz_802.11ax HEW20_RU26_Index3_20MHz_Nss1,(MCS0)_1TX **CSE Bandedge [PK]**

6175MHz

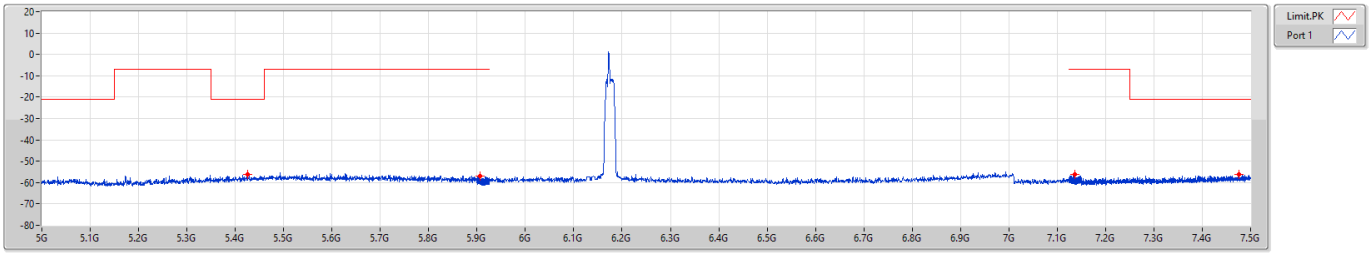

F-Start(Hz)	F-Stop(Hz)	RBW(Hz)	Type	Freq(Hz)	Psum(dBm)	P1(dBm)
5G	5.9G	1M	PK	5.4248G	-56.14	-56.14
5.9G	5.925G	1M	PK	5.90585G	-56.80	-56.80
7.125G	7.15G	1M	PK	7.13575G	-56.30	-56.30
7.15G	7.5G	1M	PK	7.47603G	-56.34	-56.34

5.925-6.425GHz_802.11ax HEW20_RU26_Index3_20MHz_Nss1,(MCS0)_1TX **CSE Bandedge [AV]**

6175MHz

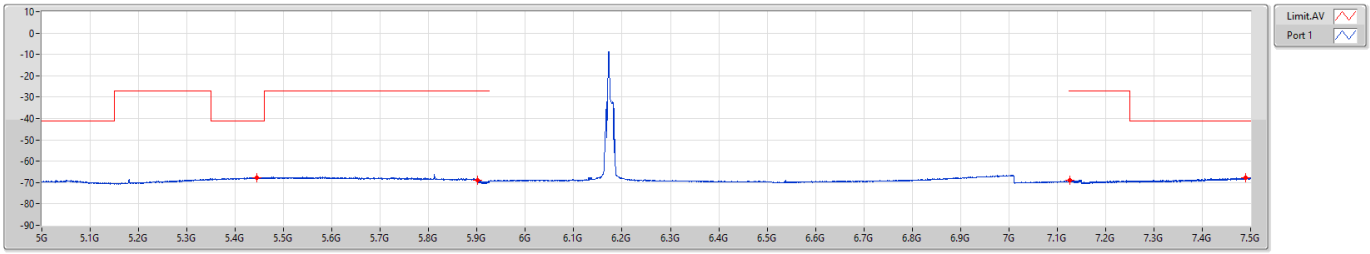

F-Start(Hz)	F-Stop(Hz)	RBW(Hz)	Type	Freq(Hz)	Psum(dBm)	P1(dBm)
5G	5.9G	1M	AV	5.4437G	-67.60	-67.60
5.9G	5.925G	1M	AV	5.90068G	-69.08	-69.08
7.125G	7.15G	1M	AV	7.12651G	-68.72	-68.72
7.15G	7.5G	1M	AV	7.4902G	-67.87	-67.87

5.925-6.425GHz_802.11ax HEW20_RU26_Index3_20MHz_Nss1,(MCS0)_1TX **CSE Bandedge [PK]**

6415MHz

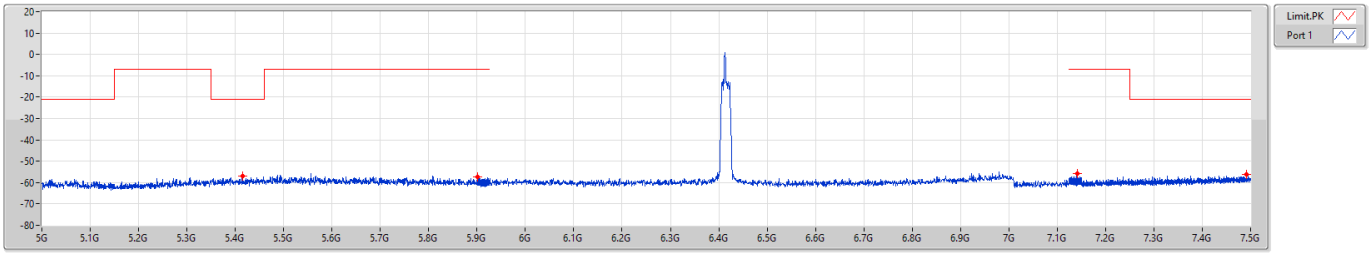

F-Start(Hz)	F-Stop(Hz)	RBW(Hz)	Type	Freq(Hz)	Psum(dBm)	P1(dBm)
5G	5.9G	1M	PK	5.41445G	-57.13	-57.13
5.9G	5.925G	1M	PK	5.90086G	-57.49	-57.49
7.125G	7.15G	1M	PK	7.14089G	-55.89	-55.89
7.15G	7.5G	1M	PK	7.49195G	-56.30	-56.30

5.925-6.425GHz_802.11ax HEW20_RU26_Index3_20MHz_Nss1,(MCS0)_1TX **CSE Bandedge [AV]**

6415MHz

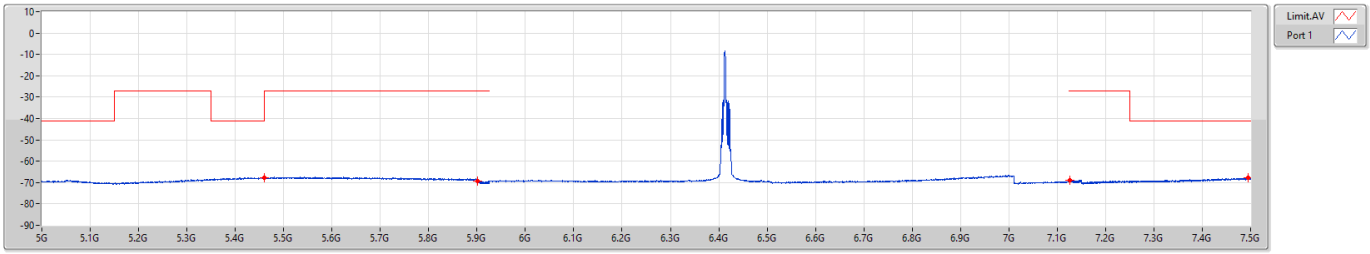

F-Start(Hz)	F-Stop(Hz)	RBW(Hz)	Type	Freq(Hz)	Psum(dBm)	P1(dBm)
5G	5.9G	1M	AV	5.45945G	-67.63	-67.63
5.9G	5.925G	1M	AV	5.90066G	-69.24	-69.24
7.125G	7.15G	1M	AV	7.12618G	-68.79	-68.79
7.15G	7.5G	1M	AV	7.49475G	-67.88	-67.88

6.425-6.525GHz_802.11ax HEW20_RU26_Index3_20MHz_Nss1,(MCS0)_1TX **CSE Bandedge [PK]**

6435MHz

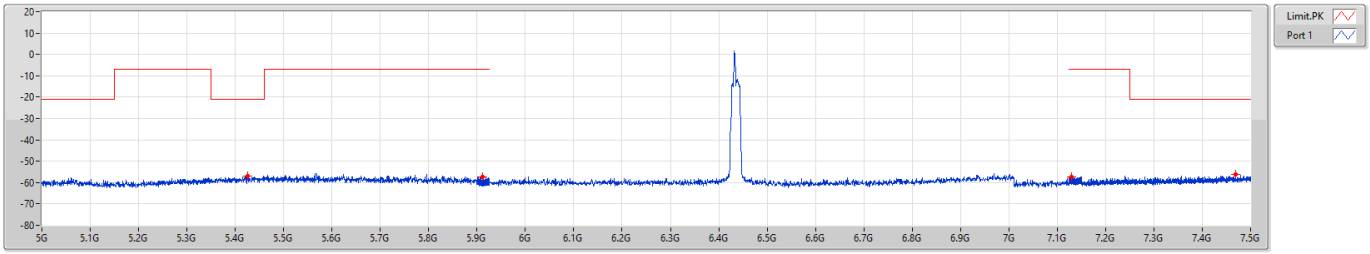

F-Start(Hz)	F-Stop(Hz)	RBW(Hz)	Type	Freq(Hz)	Psum(dBm)	P1(dBm)
5G	5.9G	1M	PK	5.42525G	-56.91	-56.91
5.9G	5.925G	1M	PK	5.91169G	-57.37	-57.37
7.125G	7.15G	1M	PK	7.13029G	-57.18	-57.18
7.15G	7.5G	1M	PK	7.46885G	-56.09	-56.09

6.425-6.525GHz_802.11ax HEW20_RU26_Index3_20MHz_Nss1,(MCS0)_1TX **CSE Bandedge [AV]**

6435MHz

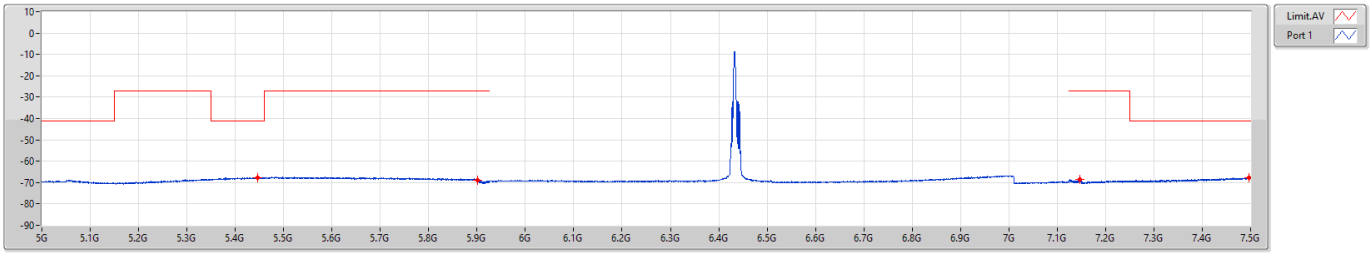

F-Start(Hz)	F-Stop(Hz)	RBW(Hz)	Type	Freq(Hz)	Psum(dBm)	P1(dBm)
5G	5.9G	1M	AV	5.4455G	-67.63	-67.63
5.9G	5.925G	1M	AV	5.9003G	-69.05	-69.05
7.125G	7.15G	1M	AV	7.14676G	-68.62	-68.62
7.15G	7.5G	1M	AV	7.49703G	-67.79	-67.79

6.425-6.525GHz_802.11ax HEW20_RU26_Index3_20MHz_Nss1,(MCS0)_1TX **CSE Bandedge [PK]**

6475MHz

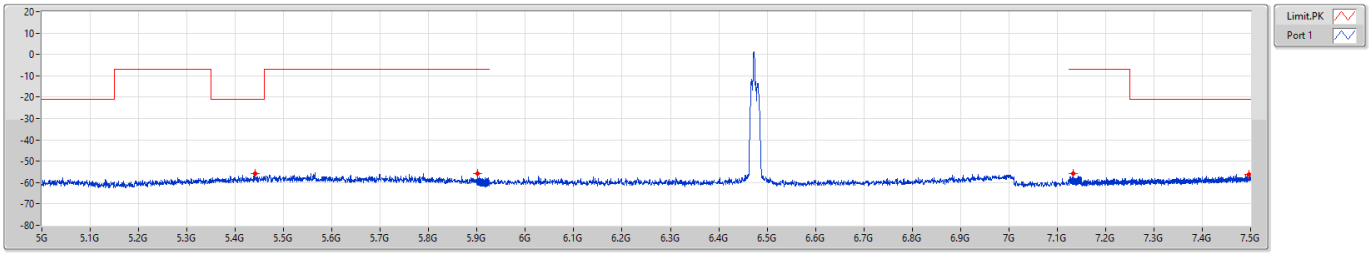

F-Start(Hz)	F-Stop(Hz)	RBW(Hz)	Type	Freq(Hz)	Psum(dBm)	P1(dBm)
5G	5.9G	1M	PK	5.44055G	-55.86	-55.86
5.9G	5.925G	1M	PK	5.90113G	-55.91	-55.91
7.125G	7.15G	1M	PK	7.13218G	-55.85	-55.85
7.15G	7.5G	1M	PK	7.49633G	-56.06	-56.06

6.425-6.525GHz_802.11ax HEW20_RU26_Index3_20MHz_Nss1,(MCS0)_1TX **CSE Bandedge [AV]**

6475MHz

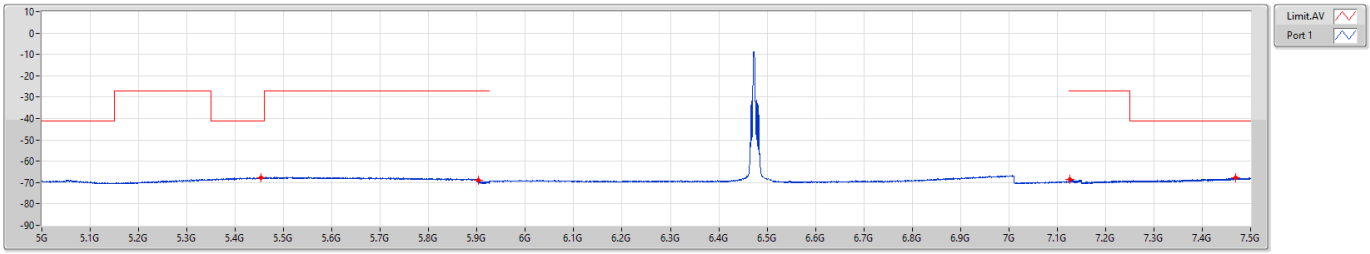

F-Start(Hz)	F-Stop(Hz)	RBW(Hz)	Type	Freq(Hz)	Psum(dBm)	P1(dBm)
5G	5.9G	1M	AV	5.4527G	-67.55	-67.55
5.9G	5.925G	1M	AV	5.90233G	-68.99	-68.99
7.125G	7.15G	1M	AV	7.12574G	-68.63	-68.63
7.15G	7.5G	1M	AV	7.46938G	-67.76	-67.76

6.425-6.525GHz_802.11ax HEW20_RU26_Index3_20MHz_Nss1,(MCS0)_1TX **CSE Bandedge [PK]**

6515MHz

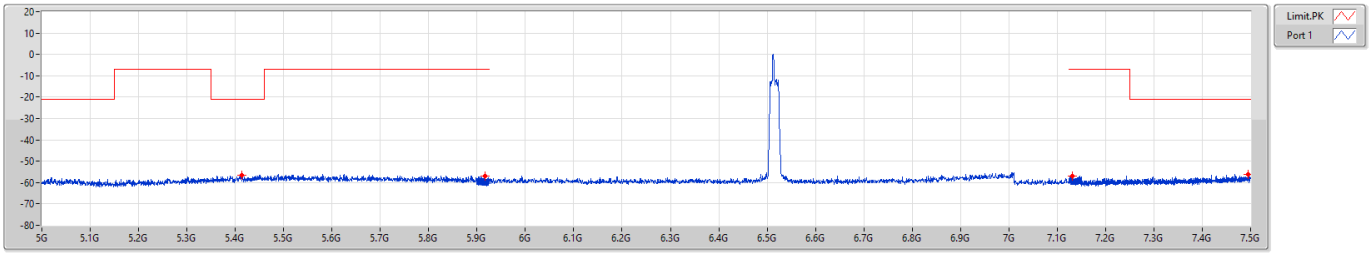

F-Start(Hz)	F-Stop(Hz)	RBW(Hz)	Type	Freq(Hz)	Psum(dBm)	P1(dBm)
5G	5.9G	1M	PK	5.414G	-56.40	-56.40
5.9G	5.925G	1M	PK	5.91643G	-57.06	-57.06
7.125G	7.15G	1M	PK	7.1319G	-56.90	-56.90
7.15G	7.5G	1M	PK	7.49458G	-56.07	-56.07

6.425-6.525GHz_802.11ax HEW20_RU26_Index3_20MHz_Nss1,(MCS0)_1TX **CSE Bandedge [AV]**

6515MHz

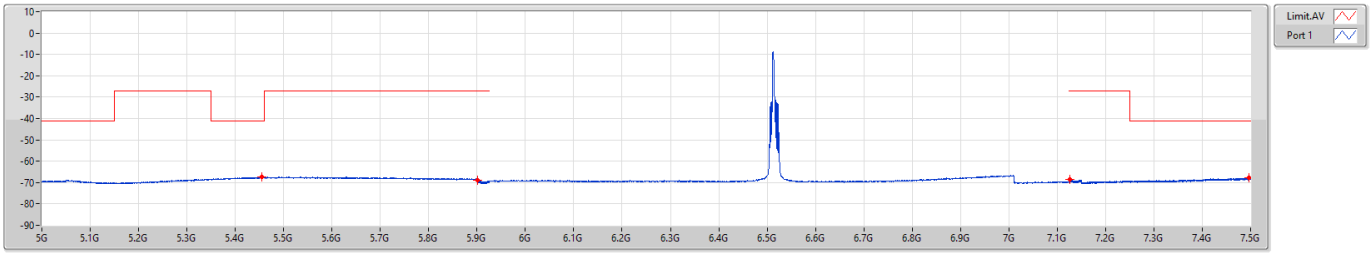

F-Start(Hz)	F-Stop(Hz)	RBW(Hz)	Type	Freq(Hz)	Psum(dBm)	P1(dBm)
5G	5.9G	1M	AV	5.45495G	-67.47	-67.47
5.9G	5.925G	1M	AV	5.90099G	-69.02	-69.02
7.125G	7.15G	1M	AV	7.1257G	-68.66	-68.66
7.15G	7.5G	1M	AV	7.4972G	-67.90	-67.90

6.525-6.875GHz_802.11ax HEW20_RU26_Index3_20MHz_Nss1,(MCS0)_1TX **CSE Bandedge [PK]**

6535MHz

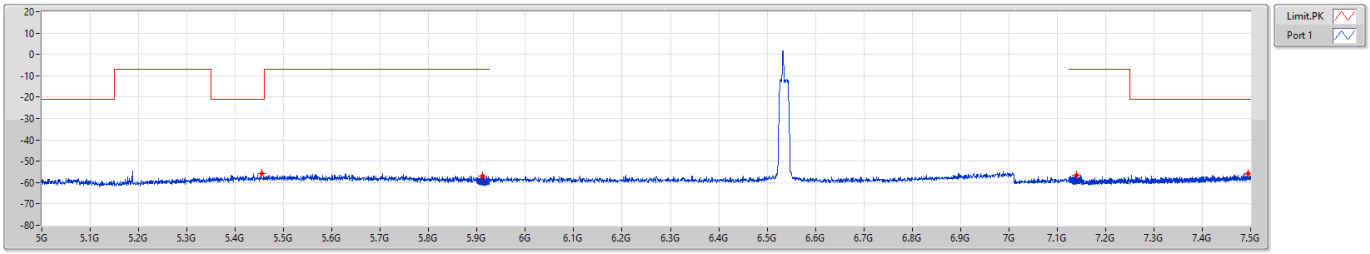

F-Start(Hz)	F-Stop(Hz)	RBW(Hz)	Type	Freq(Hz)	Psum(dBm)	P1(dBm)
5G	5.9G	1M	PK	5.4545G	-55.79	-55.79
5.9G	5.925G	1M	PK	5.91063G	-57.03	-57.03
7.125G	7.15G	1M	PK	7.14066G	-56.65	-56.65
7.15G	7.5G	1M	PK	7.49493G	-55.92	-55.92

6.525-6.875GHz_802.11ax HEW20_RU26_Index3_20MHz_Nss1,(MCS0)_1TX **CSE Bandedge [AV]**

6535MHz

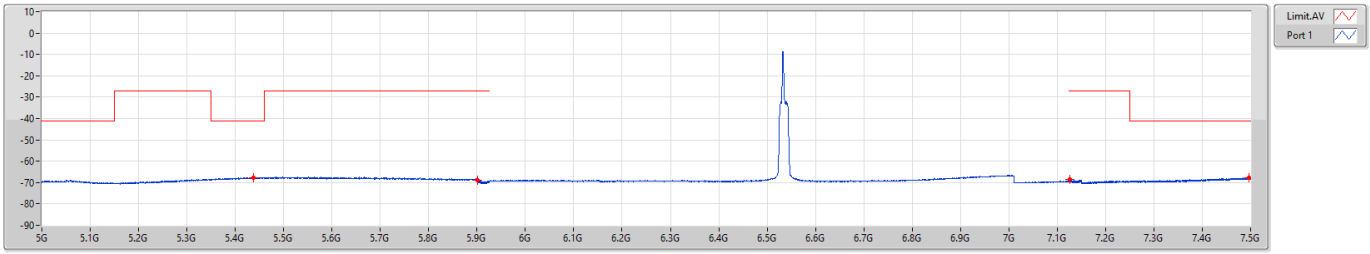

F-Start(Hz)	F-Stop(Hz)	RBW(Hz)	Type	Freq(Hz)	Psum(dBm)	P1(dBm)
5G	5.9G	1M	AV	5.4383G	-67.66	-67.66
5.9G	5.925G	1M	AV	5.90121G	-68.96	-68.96
7.125G	7.15G	1M	AV	7.12585G	-68.70	-68.70
7.15G	7.5G	1M	AV	7.4972G	-67.82	-67.82

6.525-6.875GHz_802.11ax HEW20_RU26_Index3_20MHz_Nss1,(MCS0)_1TX **CSE Bandedge [PK]**

6715MHz

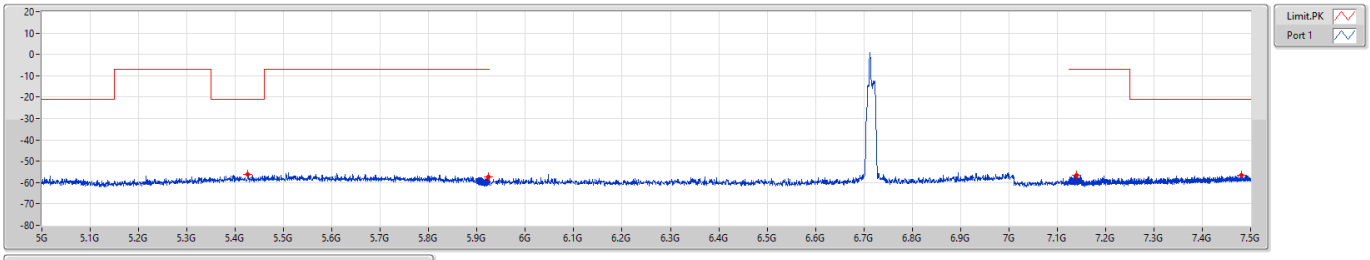

F-Start(Hz)	F-Stop(Hz)	RBW(Hz)	Type	Freq(Hz)	Psum(dBm)	P1(dBm)
5G	5.9G	1M	PK	5.4257G	-56.26	-56.26
5.9G	5.925G	1M	PK	5.92389G	-57.48	-57.48
7.125G	7.15G	1M	PK	7.1402G	-56.66	-56.66
7.15G	7.5G	1M	PK	7.48163G	-56.54	-56.54

6.525-6.875GHz_802.11ax HEW20_RU26_Index3_20MHz_Nss1,(MCS0)_1TX **CSE Bandedge [AV]**

6715MHz

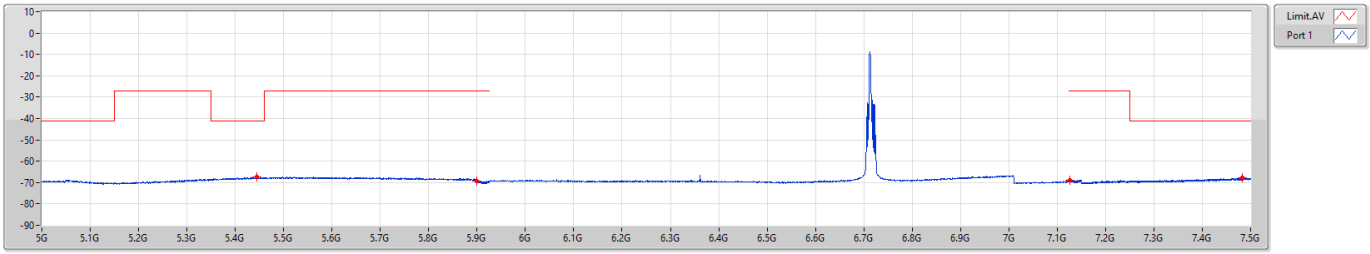

F-Start(Hz)	F-Stop(Hz)	RBW(Hz)	Type	Freq(Hz)	Psum(dBm)	P1(dBm)
5G	5.9G	1M	AV	5.4437G	-67.42	-67.42
5.9G	5.925G	1M	AV	5.90011G	-69.15	-69.15
7.125G	7.15G	1M	AV	7.12531G	-68.73	-68.73
7.15G	7.5G	1M	AV	7.48268G	-67.88	-67.88

6.525-6.875GHz_802.11ax HEW20_RU26_Index3_20MHz_Nss1,(MCS0)_1TX **CSE Bandedge [PK]**

6855MHz

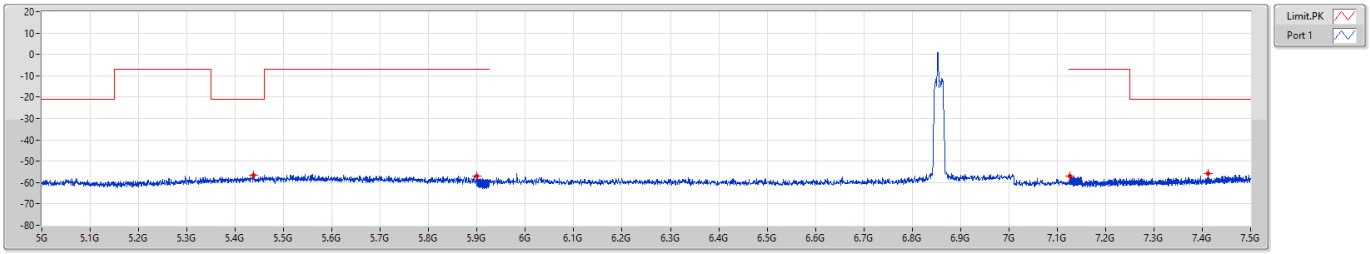

F-Start(Hz)	F-Stop(Hz)	RBW(Hz)	Type	Freq(Hz)	Psum(dBm)	P1(dBm)
5G	5.9G	1M	PK	5.43695G	-56.64	-56.64
5.9G	5.925G	1M	PK	5.90021G	-56.80	-56.80
7.125G	7.15G	1M	PK	7.12619G	-57.14	-57.14
7.15G	7.5G	1M	PK	7.4125G	-55.79	-55.79

6.525-6.875GHz_802.11ax HEW20_RU26_Index3_20MHz_Nss1,(MCS0)_1TX **CSE Bandedge [AV]**

6855MHz

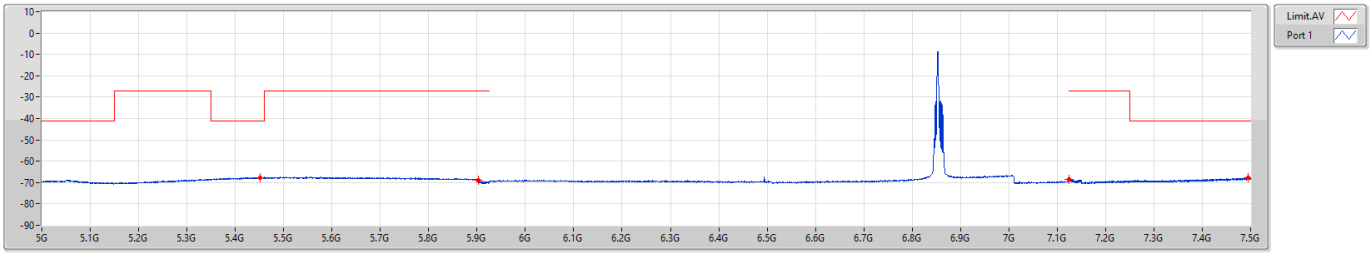

F-Start(Hz)	F-Stop(Hz)	RBW(Hz)	Type	Freq(Hz)	Psum(dBm)	P1(dBm)
5G	5.9G	1M	AV	5.4509G	-67.56	-67.56
5.9G	5.925G	1M	AV	5.9034G	-69.06	-69.06
7.125G	7.15G	1M	AV	7.12506G	-68.60	-68.60
7.15G	7.5G	1M	AV	7.49493G	-67.80	-67.80

6.525-6.875GHz_802.11ax HEW20_RU26_Index3_20MHz_Nss1,(MCS0)_1TX **CSE Bandedge [PK]**

6875MHz Straddle 6.525-6.875GHz

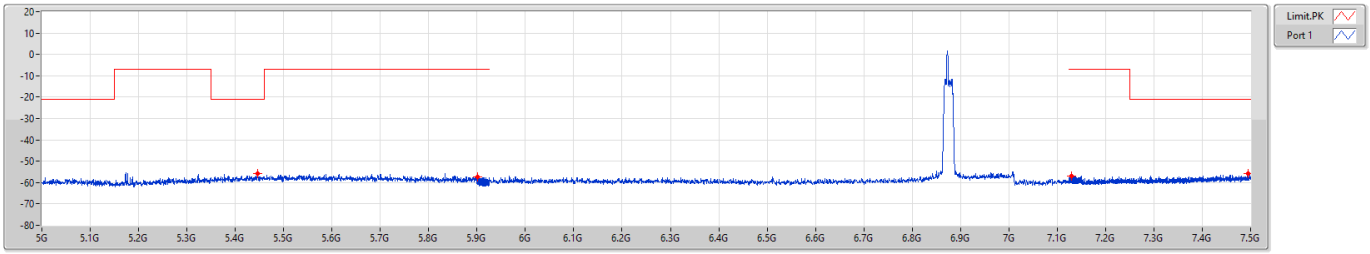

F-Start(Hz)	F-Stop(Hz)	RBW(Hz)	Type	Freq(Hz)	Psum(dBm)	P1(dBm)
5G	5.9G	1M	PK	5.4455G	-55.65	-55.65
5.9G	5.925G	1M	PK	5.90034G	-57.34	-57.34
7.125G	7.15G	1M	PK	7.12918G	-56.92	-56.92
7.15G	7.5G	1M	PK	7.4944G	-55.83	-55.83

6.525-6.875GHz_802.11ax HEW20_RU26_Index3_20MHz_Nss1,(MCS0)_1TX **CSE Bandedge [AV]**

6875MHz Straddle 6.525-6.875GHz

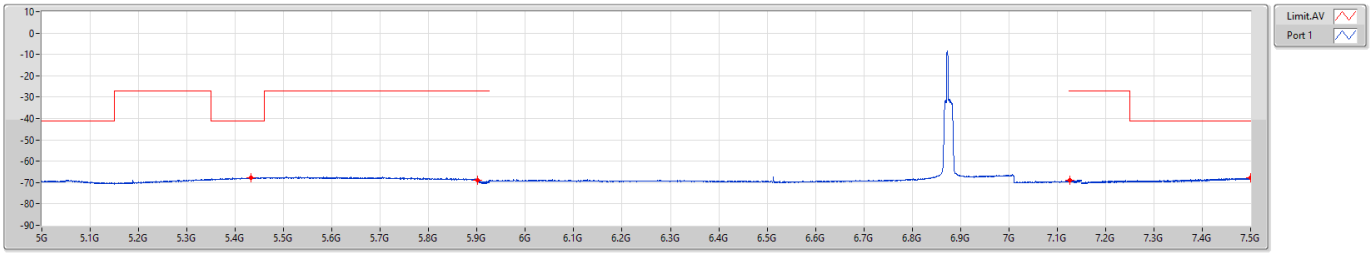

F-Start(Hz)	F-Stop(Hz)	RBW(Hz)	Type	Freq(Hz)	Psum(dBm)	P1(dBm)
5G	5.9G	1M	AV	5.4329G	-67.58	-67.58
5.9G	5.925G	1M	AV	5.90098G	-68.99	-68.99
7.125G	7.15G	1M	AV	7.12695G	-68.72	-68.72
7.15G	7.5G	1M	AV	7.49948G	-67.64	-67.64

6.875-7.125GHz_802.11ax HEW20_RU26_Index3_20MHz_Nss1,(MCS0)_1TX **CSE Bandedge [PK]**

6895MHz

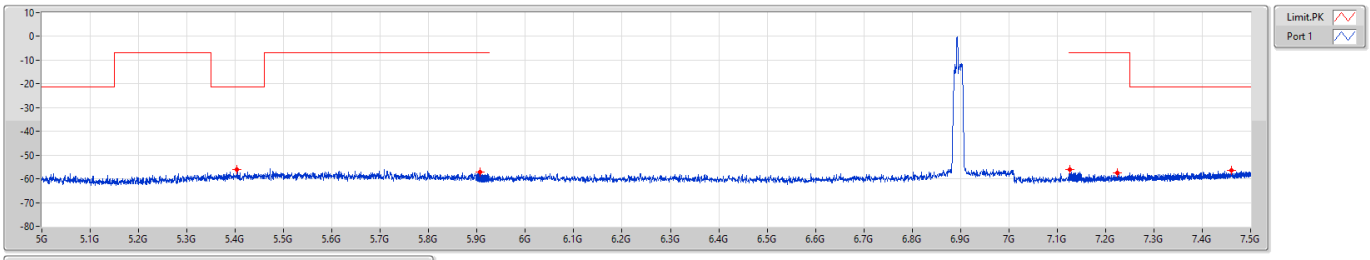

F-Start(Hz)	F-Stop(Hz)	RBW(Hz)	Type	Freq(Hz)	Psum(dBm)	P1(dBm)
5G	5.9G	1M	PK	5.40365G	-56.13	-56.13
5.9G	5.925G	1M	PK	5.90543G	-57.15	-57.15
7.125G	7.15G	1M	PK	7.12538G	-55.99	-55.99
7.15G	7.5G	1M	PK	7.2242G	-57.40	-57.40
7.15G	7.5G	1M	PK	7.45975G	-56.55	-56.55

6.875-7.125GHz_802.11ax HEW20_RU26_Index3_20MHz_Nss1,(MCS0)_1TX **CSE Bandedge [AV]**

6895MHz

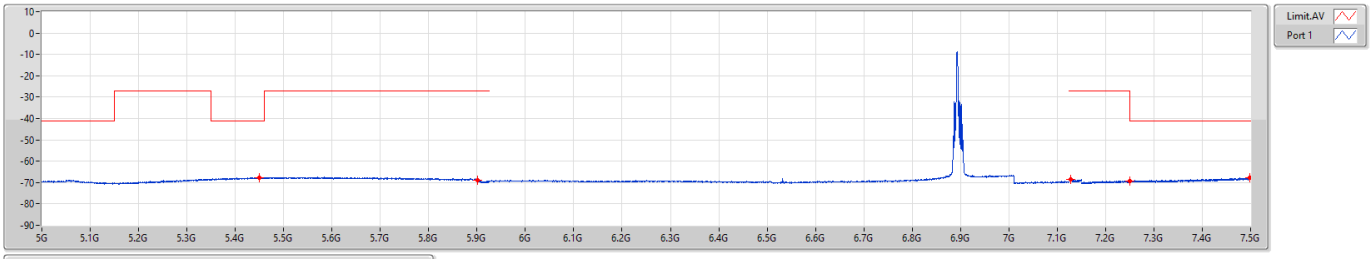

F-Start(Hz)	F-Stop(Hz)	RBW(Hz)	Type	Freq(Hz)	Psum(dBm)	P1(dBm)
5G	5.9G	1M	AV	5.4491G	-67.62	-67.62
5.9G	5.925G	1M	AV	5.90046G	-68.77	-68.77
7.125G	7.15G	1M	AV	7.12768G	-68.51	-68.51
7.15G	7.5G	1M	AV	7.24975G	-69.23	-69.23
7.15G	7.5G	1M	AV	7.49755G	-67.86	-67.86

6.875-7.125GHz_802.11ax HEW20_RU26_Index3_20MHz_Nss1,(MCS0)_1TX **CSE Bandedge [PK]**

7015MHz

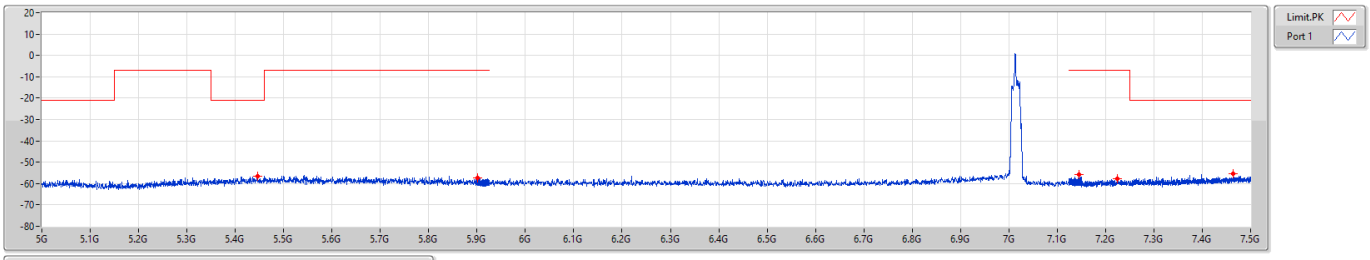

F-Start(Hz)	F-Stop(Hz)	RBW(Hz)	Type	Freq(Hz)	Psum(dBm)	P1(dBm)
5G	5.9G	1M	PK	5.44595G	-56.73	-56.73
5.9G	5.925G	1M	PK	5.90099G	-57.19	-57.19
7.125G	7.15G	1M	PK	7.14471G	-55.84	-55.84
7.15G	7.5G	1M	PK	7.2249G	-57.69	-57.69
7.15G	7.5G	1M	PK	7.4643G	-55.49	-55.49

6.875-7.125GHz_802.11ax HEW20_RU26_Index3_20MHz_Nss1,(MCS0)_1TX **CSE Bandedge [AV]**

7015MHz

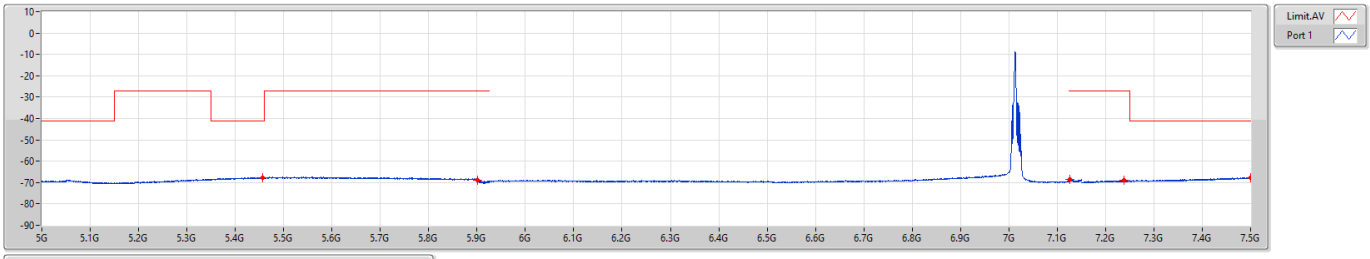

F-Start(Hz)	F-Stop(Hz)	RBW(Hz)	Type	Freq(Hz)	Psum(dBm)	P1(dBm)
5G	5.9G	1M	AV	5.4572G	-67.64	-67.64
5.9G	5.925G	1M	AV	5.9012G	-68.99	-68.99
7.125G	7.15G	1M	AV	7.12698G	-68.62	-68.62
7.15G	7.5G	1M	AV	7.23855G	-68.98	-68.98
7.15G	7.5G	1M	AV	7.49983G	-67.77	-67.77

6.875-7.125GHz_802.11ax HEW20_RU26_Index8_20MHz_Nss1,(MCS0)_1TX **CSE Bandedge [PK]**

7095MHz

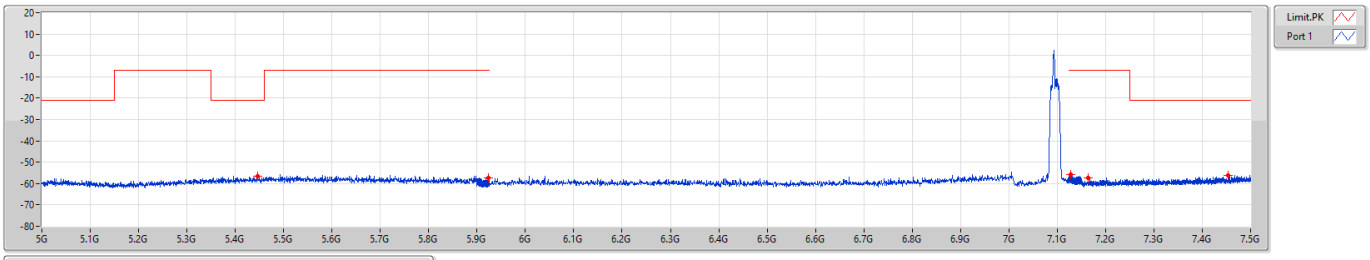

F-Start(Hz)	F-Stop(Hz)	RBW(Hz)	Type	Freq(Hz)	Psum(dBm)	P1(dBm)
5G	5.9G	1M	PK	5.4455G	-56.59	-56.59
5.9G	5.925G	1M	PK	5.92359G	-57.23	-57.23
7.125G	7.15G	1M	PK	7.12766G	-55.89	-55.89
7.15G	7.5G	1M	PK	7.16365G	-57.23	-57.23
7.15G	7.5G	1M	PK	7.45363G	-56.01	-56.01

6.875-7.125GHz_802.11ax HEW20_RU26_Index8_20MHz_Nss1,(MCS0)_1TX **CSE Bandedge [AV]**

7095MHz

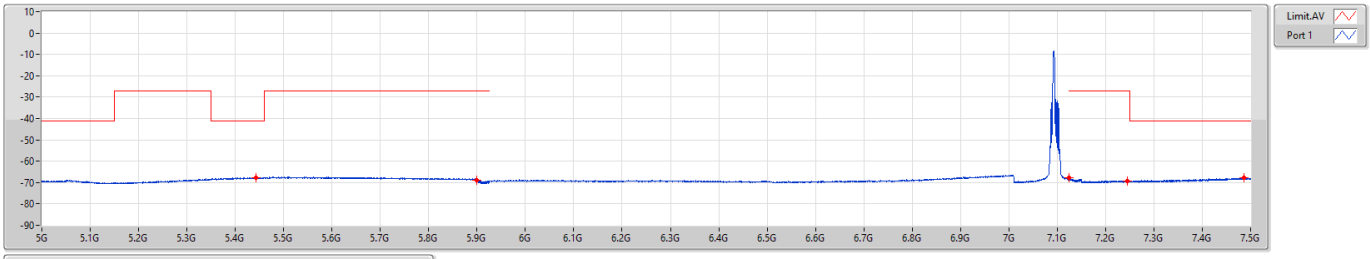

F-Start(Hz)	F-Stop(Hz)	RBW(Hz)	Type	Freq(Hz)	Psum(dBm)	P1(dBm)
5G	5.9G	1M	AV	5.44235G	-67.57	-67.57
5.9G	5.925G	1M	AV	5.90013G	-69.08	-69.08
7.125G	7.15G	1M	AV	7.12501G	-67.81	-67.81
7.15G	7.5G	1M	AV	7.24415G	-69.14	-69.14
7.15G	7.5G	1M	AV	7.48565G	-67.80	-67.80

6.875-7.125GHz_802.11ax HEW20_RU26_Index8_20MHz_Nss1,(MCS0)_1TX **CSE Bandedge [PK]**

7115MHz

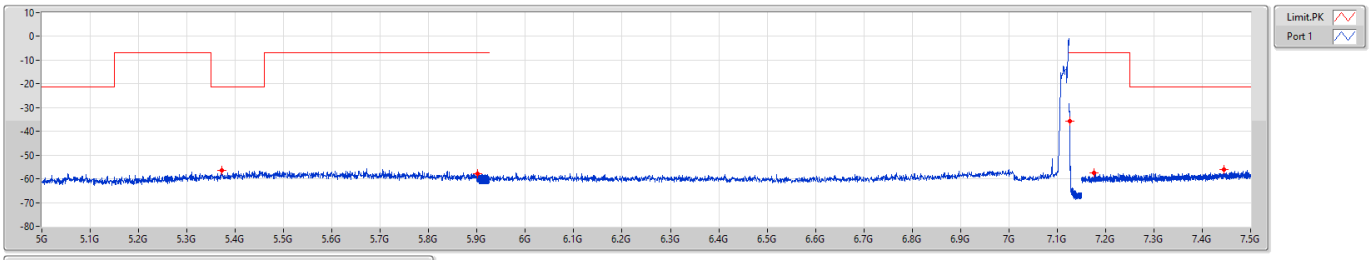

F-Start(Hz)	F-Stop(Hz)	RBW(Hz)	Type	Freq(Hz)	Psum(dBm)	P1(dBm)
5G	5.9G	1M	PK	5.3717G	-56.35	-56.35
5.9G	5.925G	1M	PK	5.90084G	-57.85	-57.85
7.125G	7.15G	100k(BP1M)	PK	7.1255G	-35.61	-35.61
7.15G	7.5G	1M	PK	7.1766G	-57.57	-57.57
7.15G	7.5G	1M	PK	7.44523G	-56.21	-56.21

6.875-7.125GHz_802.11ax HEW20_RU26_Index8_20MHz_Nss1,(MCS0)_1TX **CSE Bandedge [AV]**

7115MHz

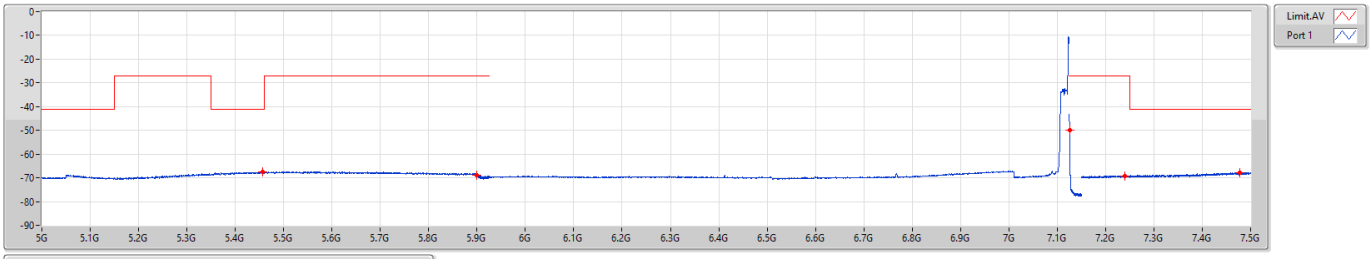

F-Start(Hz)	F-Stop(Hz)	RBW(Hz)	Type	Freq(Hz)	Psum(dBm)	P1(dBm)
5G	5.9G	1M	AV	5.45585G	-67.66	-67.66
5.9G	5.925G	1M	AV	5.90003G	-69.07	-69.07
7.125G	7.15G	100k(BP1M)	AV	7.1255G	-50.01	-50.01
7.15G	7.5G	1M	AV	7.23995G	-69.11	-69.11
7.15G	7.5G	1M	AV	7.4783G	-67.77	-67.77

5.925-6.425GHz_802.11ax HEW20_RU52_Index37_20MHz_Nss1,(MCS0)_1TX **CSE Bandedge [PK]**

5955MHz

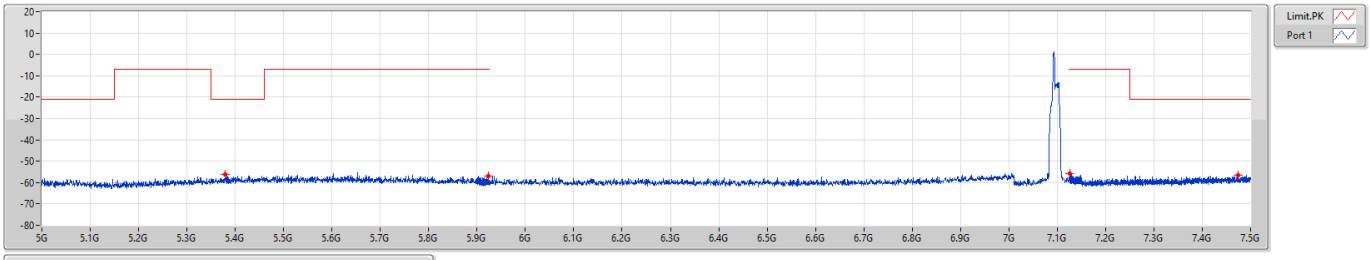

F-Start(Hz)	F-Stop(Hz)	RBW(Hz)	Type	Freq(Hz)	Psum(dBm)	P1(dBm)
5G	5.9G	1M	PK	5.3798G	-56.34	-56.34
5.9G	5.925G	1M	PK	5.9235G	-56.95	-56.95
7.125G	7.15G	1M	PK	7.12584G	-55.84	-55.84
7.15G	7.5G	1M	PK	7.4734G	-56.49	-56.49

5.925-6.425GHz_802.11ax HEW20_RU52_Index37_20MHz_Nss1,(MCS0)_1TX **CSE Bandedge [AV]**

5955MHz

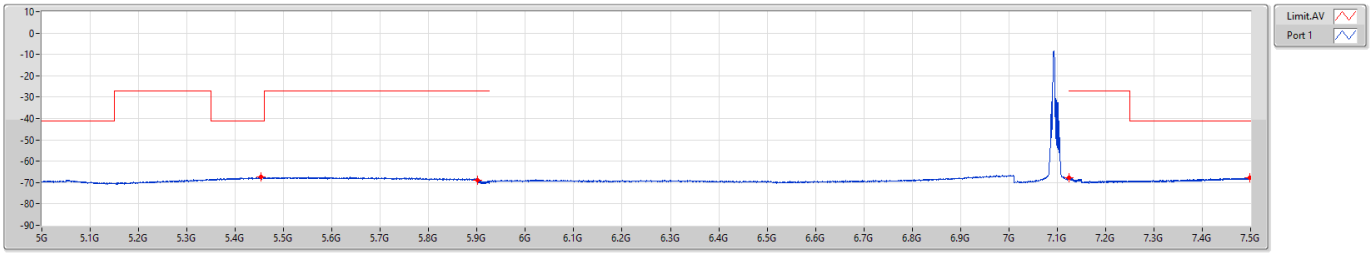

F-Start(Hz)	F-Stop(Hz)	RBW(Hz)	Type	Freq(Hz)	Psum(dBm)	P1(dBm)
5G	5.9G	1M	AV	5.45315G	-67.30	-67.30
5.9G	5.925G	1M	AV	5.90064G	-69.02	-69.02
7.125G	7.15G	1M	AV	7.125G	-67.78	-67.78
7.15G	7.5G	1M	AV	7.49773G	-67.79	-67.79

5.925-6.425GHz_802.11ax HEW20_RU52_Index38_20MHz_Nss1,(MCS0)_1TX **CSE Bandedge [PK]**

6175MHz

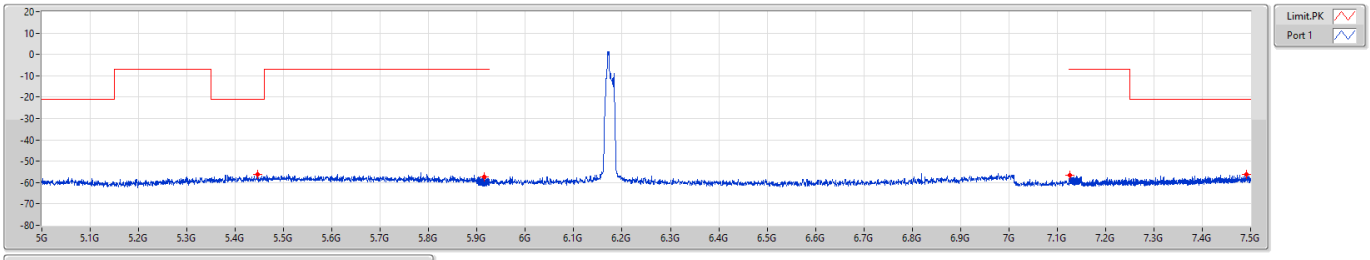

F-Start(Hz)	F-Stop(Hz)	RBW(Hz)	Type	Freq(Hz)	Psum(dBm)	P1(dBm)
5G	5.9G	1M	PK	5.4464G	-56.30	-56.30
5.9G	5.925G	1M	PK	5.91511G	-57.16	-57.16
7.125G	7.15G	1M	PK	7.12541G	-56.71	-56.71
7.15G	7.5G	1M	PK	7.49195G	-56.12	-56.12

5.925-6.425GHz_802.11ax HEW20_RU52_Index38_20MHz_Nss1,(MCS0)_1TX **CSE Bandedge [AV]**

6175MHz

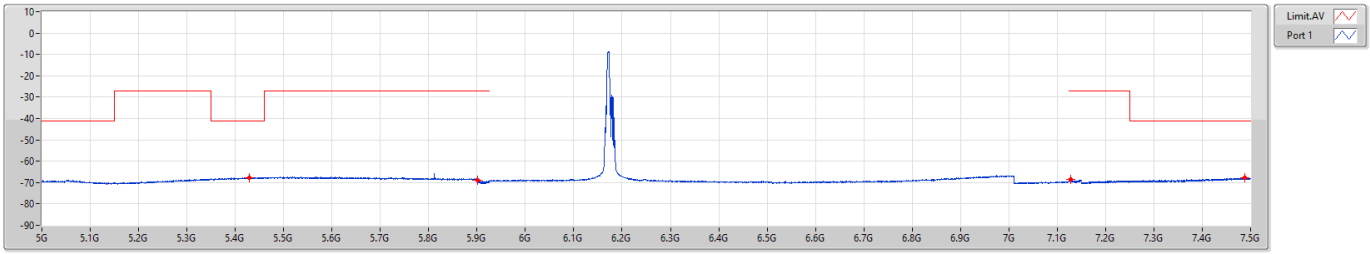

F-Start(Hz)	F-Stop(Hz)	RBW(Hz)	Type	Freq(Hz)	Psum(dBm)	P1(dBm)
5G	5.9G	1M	AV	5.4293G	-67.63	-67.63
5.9G	5.925G	1M	AV	5.90029G	-68.96	-68.96
7.125G	7.15G	1M	AV	7.1271G	-68.68	-68.68
7.15G	7.5G	1M	AV	7.48723G	-67.82	-67.82

5.925-6.425GHz_802.11ax HEW20_RU52_Index38_20MHz_Nss1,(MCS0)_1TX **CSE Bandedge [PK]**

6415MHz

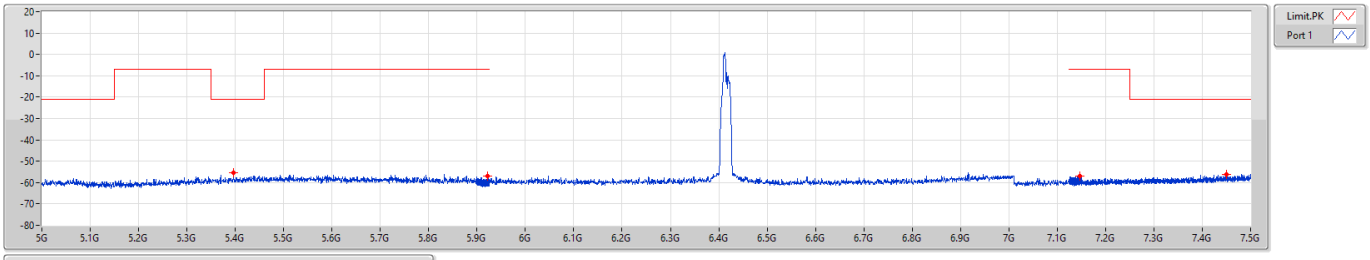

F-Start(Hz)	F-Stop(Hz)	RBW(Hz)	Type	Freq(Hz)	Psum(dBm)	P1(dBm)
5G	5.9G	1M	PK	5.396G	-55.21	-55.21
5.9G	5.925G	1M	PK	5.92166G	-56.80	-56.80
7.125G	7.15G	1M	PK	7.14693G	-56.80	-56.80
7.15G	7.5G	1M	PK	7.4503G	-55.98	-55.98

5.925-6.425GHz_802.11ax HEW20_RU52_Index38_20MHz_Nss1,(MCS0)_1TX **CSE Bandedge [AV]**

6415MHz

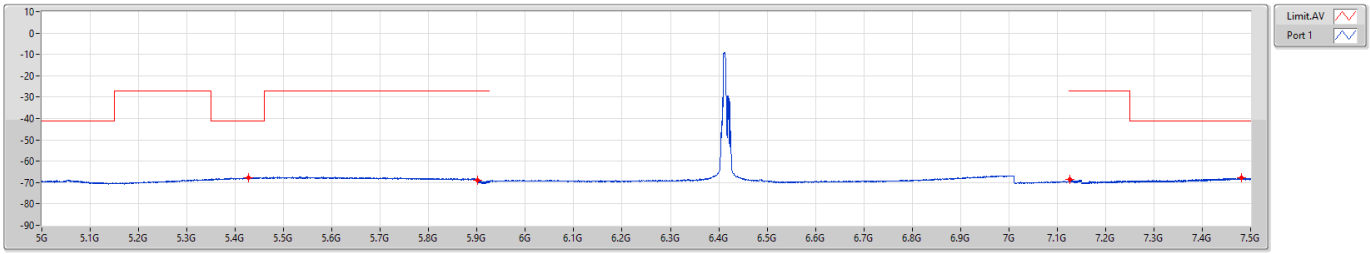

F-Start(Hz)	F-Stop(Hz)	RBW(Hz)	Type	Freq(Hz)	Psum(dBm)	P1(dBm)
5G	5.9G	1M	AV	5.42705G	-67.57	-67.57
5.9G	5.925G	1M	AV	5.90041G	-69.02	-69.02
7.125G	7.15G	1M	AV	7.12623G	-68.56	-68.56
7.15G	7.5G	1M	AV	7.4818G	-67.89	-67.89

6.425-6.525GHz_802.11ax HEW20_RU52_Index38_20MHz_Nss1,(MCS0)_1TX **CSE Bandedge [PK]**

6435MHz

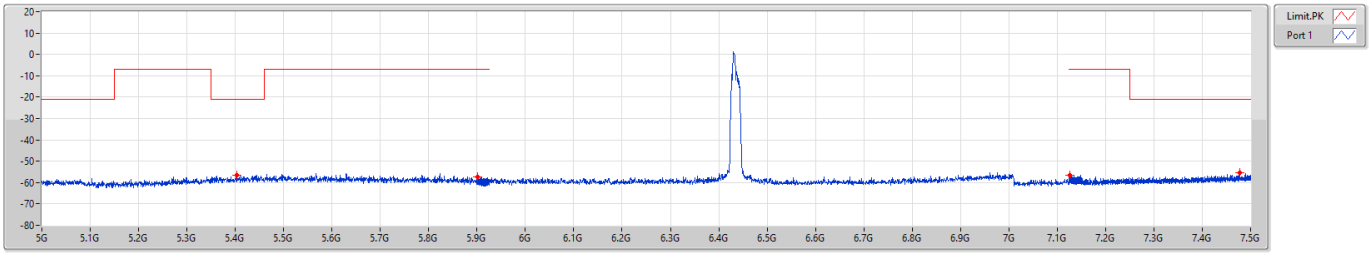

F-Start(Hz)	F-Stop(Hz)	RBW(Hz)	Type	Freq(Hz)	Psum(dBm)	P1(dBm)
5G	5.9G	1M	PK	5.40365G	-56.49	-56.49
5.9G	5.925G	1M	PK	5.90084G	-57.51	-57.51
7.125G	7.15G	1M	PK	7.12613G	-56.39	-56.39
7.15G	7.5G	1M	PK	7.4776G	-55.52	-55.52

6.425-6.525GHz_802.11ax HEW20_RU52_Index38_20MHz_Nss1,(MCS0)_1TX **CSE Bandedge [AV]**

6435MHz

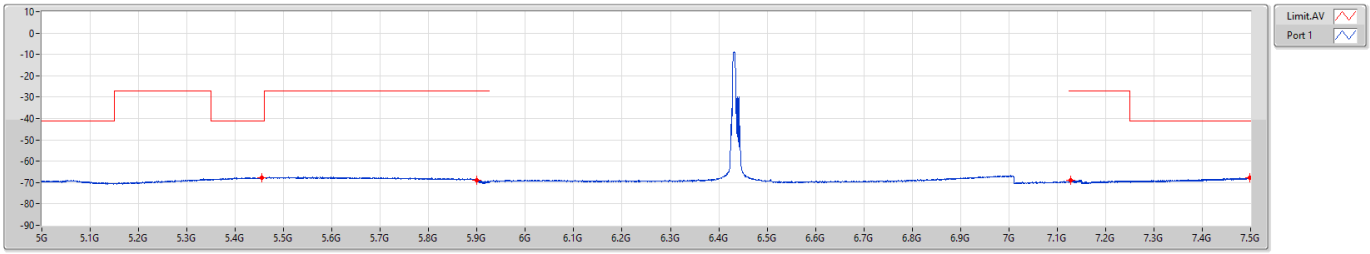

F-Start(Hz)	F-Stop(Hz)	RBW(Hz)	Type	Freq(Hz)	Psum(dBm)	P1(dBm)
5G	5.9G	1M	AV	5.45495G	-67.58	-67.58
5.9G	5.925G	1M	AV	5.90019G	-69.02	-69.02
7.125G	7.15G	1M	AV	7.1284G	-68.77	-68.77
7.15G	7.5G	1M	AV	7.49895G	-67.81	-67.81

6.425-6.525GHz_802.11ax HEW20_RU52_Index38_20MHz_Nss1,(MCS0)_1TX **CSE Bandedge [PK]**

6475MHz

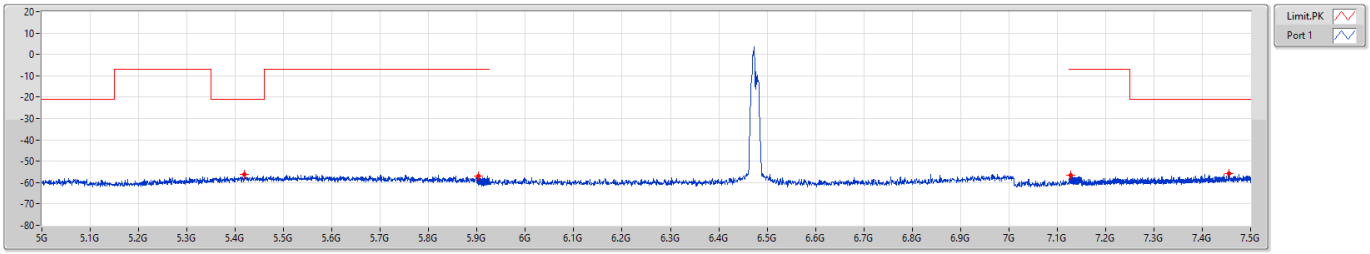

F-Start(Hz)	F-Stop(Hz)	RBW(Hz)	Type	Freq(Hz)	Psum(dBm)	P1(dBm)
5G	5.9G	1M	PK	5.4194G	-56.15	-56.15
5.9G	5.925G	1M	PK	5.90355G	-57.02	-57.02
7.125G	7.15G	1M	PK	7.12815G	-56.39	-56.39
7.15G	7.5G	1M	PK	7.45573G	-55.91	-55.91

6.425-6.525GHz_802.11ax HEW20_RU52_Index38_20MHz_Nss1,(MCS0)_1TX **CSE Bandedge [AV]**

6475MHz

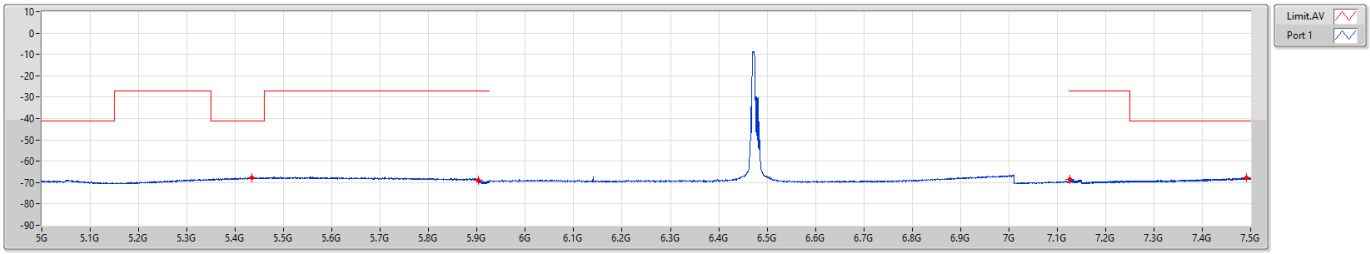

F-Start(Hz)	F-Stop(Hz)	RBW(Hz)	Type	Freq(Hz)	Psum(dBm)	P1(dBm)
5G	5.9G	1M	AV	5.43425G	-67.64	-67.64
5.9G	5.925G	1M	AV	5.90199G	-69.09	-69.09
7.125G	7.15G	1M	AV	7.12568G	-68.66	-68.66
7.15G	7.5G	1M	AV	7.49055G	-67.76	-67.76

6.425-6.525GHz_802.11ax HEW20_RU52_Index38_20MHz_Nss1,(MCS0)_1TX **CSE Bandedge [PK]**

6515MHz

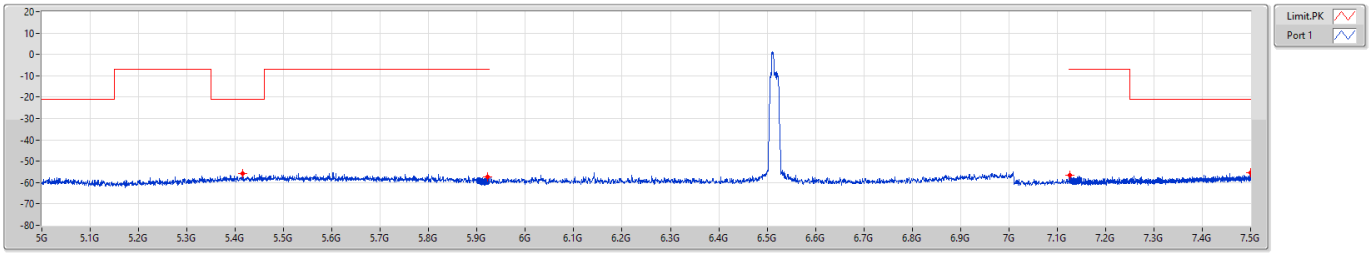

F-Start(Hz)	F-Stop(Hz)	RBW(Hz)	Type	Freq(Hz)	Psum(dBm)	P1(dBm)
5G	5.9G	1M	PK	5.4149G	-55.90	-55.90
5.9G	5.925G	1M	PK	5.92195G	-57.17	-57.17
7.125G	7.15G	1M	PK	7.1266G	-56.56	-56.56
7.15G	7.5G	1M	PK	7.49948G	-55.53	-55.53

6.425-6.525GHz_802.11ax HEW20_RU52_Index38_20MHz_Nss1,(MCS0)_1TX **CSE Bandedge [AV]**

6515MHz

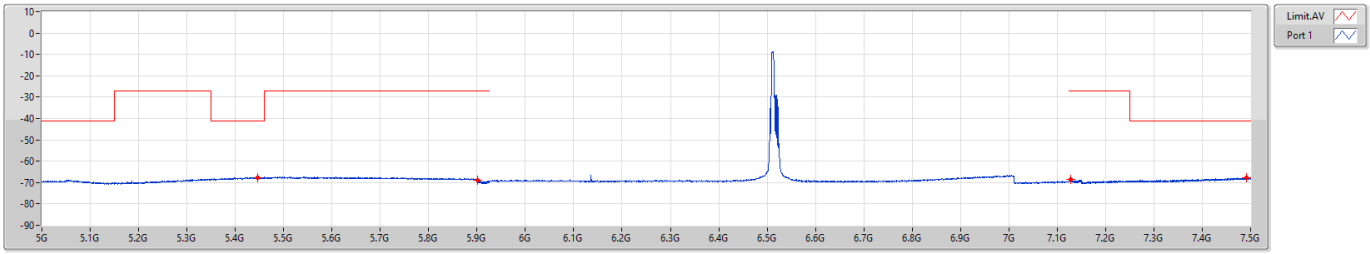

F-Start(Hz)	F-Stop(Hz)	RBW(Hz)	Type	Freq(Hz)	Psum(dBm)	P1(dBm)
5G	5.9G	1M	AV	5.44685G	-67.59	-67.59
5.9G	5.925G	1M	AV	5.90076G	-68.93	-68.93
7.125G	7.15G	1M	AV	7.12775G	-68.71	-68.71
7.15G	7.5G	1M	AV	7.49073G	-67.73	-67.73

6.525-6.875GHz_802.11ax HEW20_RU52_Index38_20MHz_Nss1,(MCS0)_1TX **CSE Bandedge [PK]**

6535MHz

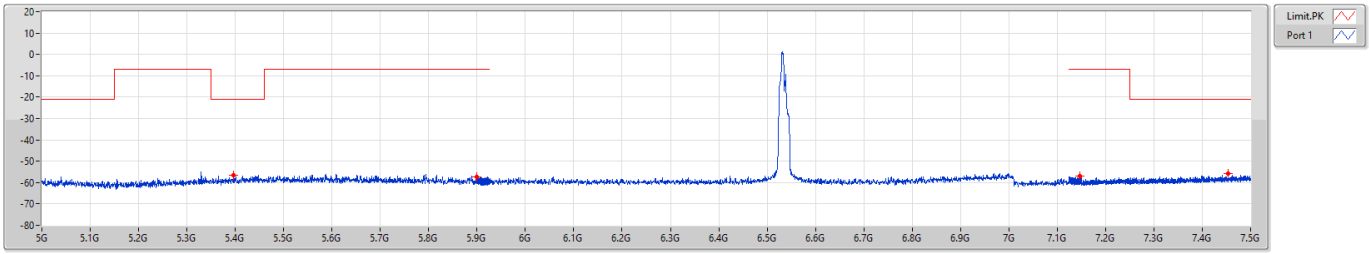

F-Start(Hz)	F-Stop(Hz)	RBW(Hz)	Type	Freq(Hz)	Psum(dBm)	P1(dBm)
5G	5.9G	1M	PK	5.39645G	-56.55	-56.55
5.9G	5.925G	1M	PK	5.90024G	-57.28	-57.28
7.125G	7.15G	1M	PK	7.14638G	-56.82	-56.82
7.15G	7.5G	1M	PK	7.4538G	-55.70	-55.70

6.525-6.875GHz_802.11ax HEW20_RU52_Index38_20MHz_Nss1,(MCS0)_1TX **CSE Bandedge [AV]**

6535MHz

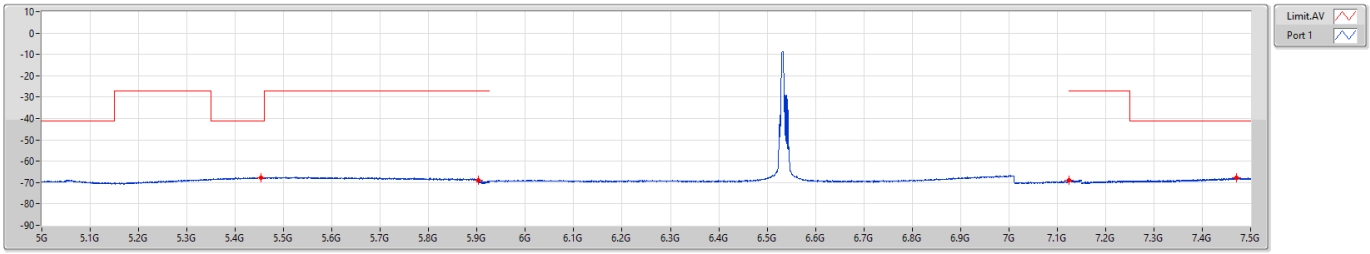

F-Start(Hz)	F-Stop(Hz)	RBW(Hz)	Type	Freq(Hz)	Psum(dBm)	P1(dBm)
5G	5.9G	1M	AV	5.45315G	-67.55	-67.55
5.9G	5.925G	1M	AV	5.90276G	-69.02	-69.02
7.125G	7.15G	1M	AV	7.12503G	-68.74	-68.74
7.15G	7.5G	1M	AV	7.4706G	-67.89	-67.89

6.525-6.875GHz_802.11ax HEW20_RU52_Index38_20MHz_Nss1,(MCS0)_1TX **CSE Bandedge [PK]**

6715MHz

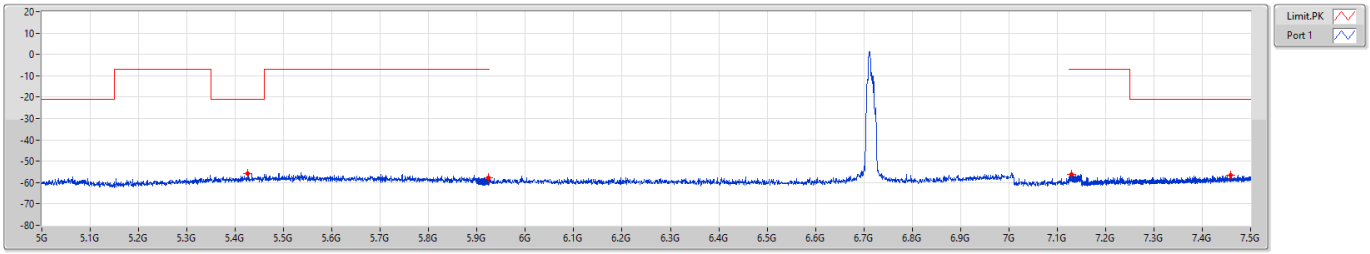

F-Start(Hz)	F-Stop(Hz)	RBW(Hz)	Type	Freq(Hz)	Psum(dBm)	P1(dBm)
5G	5.9G	1M	PK	5.42615G	-55.78	-55.78
5.9G	5.925G	1M	PK	5.92388G	-57.61	-57.61
7.125G	7.15G	1M	PK	7.12948G	-56.23	-56.23
7.15G	7.5G	1M	PK	7.45818G	-56.40	-56.40

6.525-6.875GHz_802.11ax HEW20_RU52_Index38_20MHz_Nss1,(MCS0)_1TX **CSE Bandedge [AV]**

6715MHz

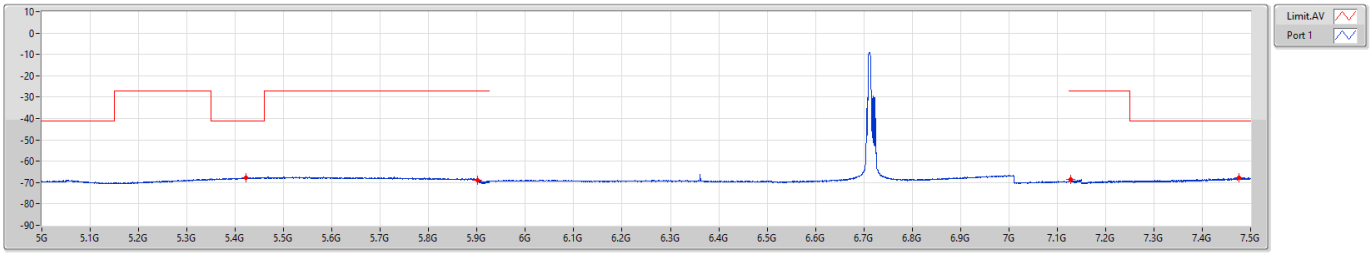

F-Start(Hz)	F-Stop(Hz)	RBW(Hz)	Type	Freq(Hz)	Psum(dBm)	P1(dBm)
5G	5.9G	1M	AV	5.42165G	-67.60	-67.60
5.9G	5.925G	1M	AV	5.90028G	-69.08	-69.08
7.125G	7.15G	1M	AV	7.12828G	-68.61	-68.61
7.15G	7.5G	1M	AV	7.47585G	-67.75	-67.75

6.525-6.875GHz_802.11ax HEW20_RU52_Index38_20MHz_Nss1,(MCS0)_1TX **CSE Bandedge [PK]**

6855MHz

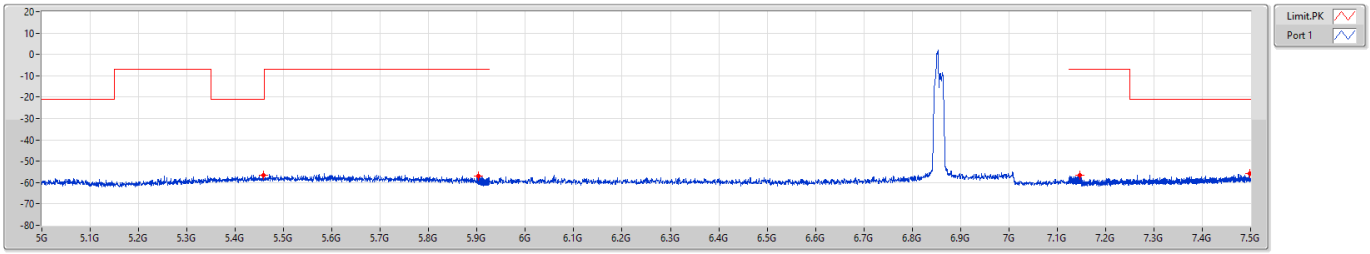

F-Start(Hz)	F-Stop(Hz)	RBW(Hz)	Type	Freq(Hz)	Psum(dBm)	P1(dBm)
5G	5.9G	1M	PK	5.4581G	-56.40	-56.40
5.9G	5.925G	1M	PK	5.90351G	-57.14	-57.14
7.125G	7.15G	1M	PK	7.14665G	-56.56	-56.56
7.15G	7.5G	1M	PK	7.49773G	-55.68	-55.68

6.525-6.875GHz_802.11ax HEW20_RU52_Index38_20MHz_Nss1,(MCS0)_1TX **CSE Bandedge [AV]**

6855MHz

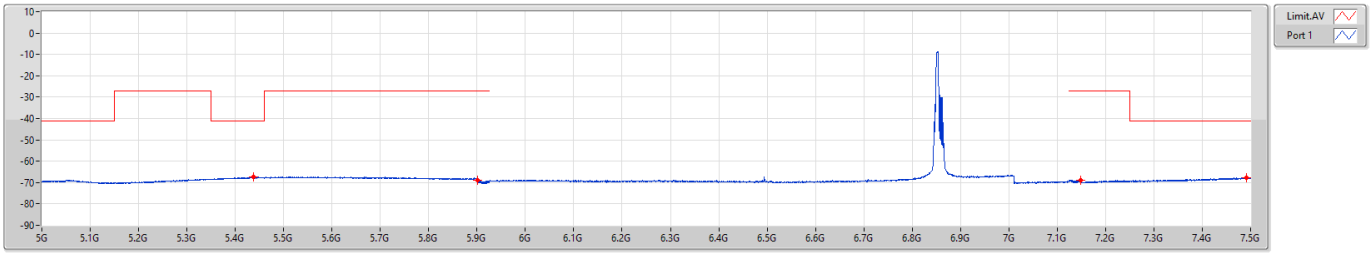

F-Start(Hz)	F-Stop(Hz)	RBW(Hz)	Type	Freq(Hz)	Psum(dBm)	P1(dBm)
5G	5.9G	1M	AV	5.43785G	-67.48	-67.48
5.9G	5.925G	1M	AV	5.90063G	-69.08	-69.08
7.125G	7.15G	1M	AV	7.14839G	-68.74	-68.74
7.15G	7.5G	1M	AV	7.4916G	-67.76	-67.76

6.525-6.875GHz_802.11ax HEW20_RU52_Index38_20MHz_Nss1,(MCS0)_1TX **CSE Bandedge [PK]**

6875MHz Straddle 6.525-6.875GHz

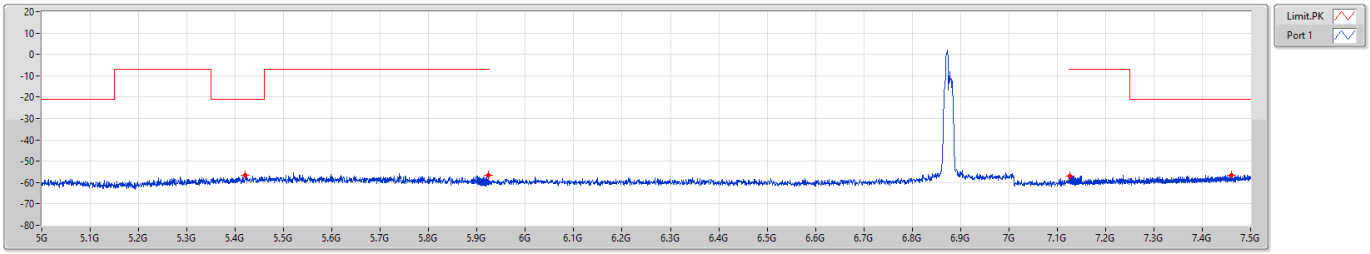

F-Start(Hz)	F-Stop(Hz)	RBW(Hz)	Type	Freq(Hz)	Psum(dBm)	P1(dBm)
5G	5.9G	1M	PK	5.42075G	-56.65	-56.65
5.9G	5.925G	1M	PK	5.92414G	-56.60	-56.60
7.125G	7.15G	1M	PK	7.12678G	-56.79	-56.79
7.15G	7.5G	1M	PK	7.45975G	-56.44	-56.44

6.525-6.875GHz_802.11ax HEW20_RU52_Index38_20MHz_Nss1,(MCS0)_1TX **CSE Bandedge [AV]**

6875MHz Straddle 6.525-6.875GHz

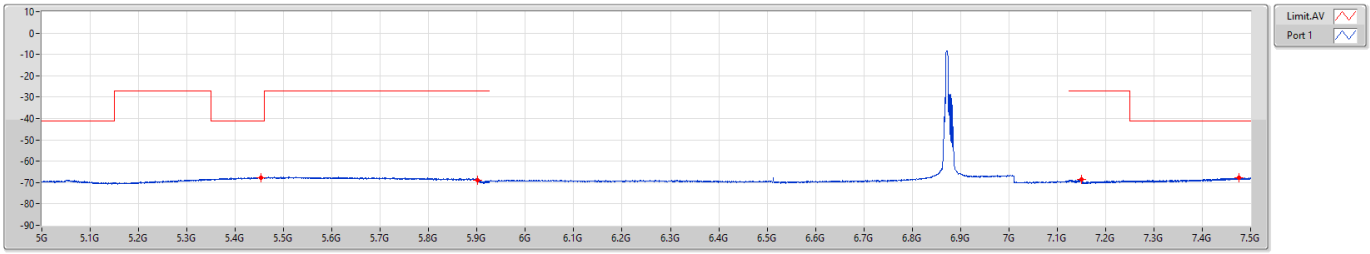

F-Start(Hz)	F-Stop(Hz)	RBW(Hz)	Type	Freq(Hz)	Psum(dBm)	P1(dBm)
5G	5.9G	1M	AV	5.4536G	-67.55	-67.55
5.9G	5.925G	1M	AV	5.90069G	-68.99	-68.99
7.125G	7.15G	1M	AV	7.14994G	-68.62	-68.62
7.15G	7.5G	1M	AV	7.47603G	-67.65	-67.65

6.875-7.125GHz_802.11ax HEW20_RU52_Index38_20MHz_Nss1,(MCS0)_1TX **CSE Bandedge [PK]**

6895MHz

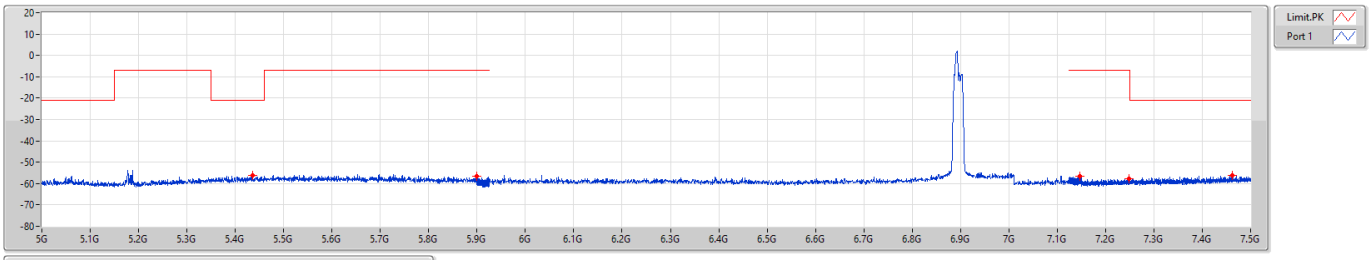

F-Start(Hz)	F-Stop(Hz)	RBW(Hz)	Type	Freq(Hz)	Psum(dBm)	P1(dBm)
5G	5.9G	1M	PK	5.43515G	-56.22	-56.22
5.9G	5.925G	1M	PK	5.90014G	-56.70	-56.70
7.125G	7.15G	1M	PK	7.14733G	-56.58	-56.58
7.15G	7.5G	1M	PK	7.2487G	-57.82	-57.82
7.15G	7.5G	1M	PK	7.46238G	-56.23	-56.23

6.875-7.125GHz_802.11ax HEW20_RU52_Index38_20MHz_Nss1,(MCS0)_1TX **CSE Bandedge [AV]**

6895MHz

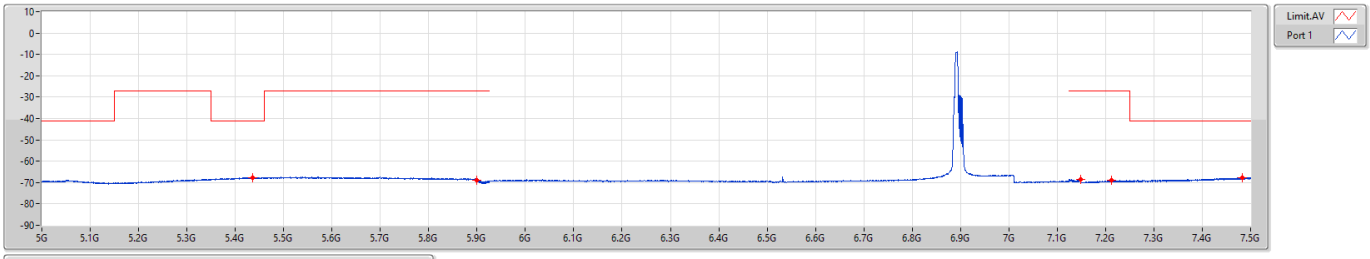

F-Start(Hz)	F-Stop(Hz)	RBW(Hz)	Type	Freq(Hz)	Psum(dBm)	P1(dBm)
5G	5.9G	1M	AV	5.43515G	-67.60	-67.60
5.9G	5.925G	1M	AV	5.90016G	-68.96	-68.96
7.125G	7.15G	1M	AV	7.14879G	-68.60	-68.60
7.15G	7.5G	1M	AV	7.21283G	-68.90	-68.90
7.15G	7.5G	1M	AV	7.48355G	-67.77	-67.77

6.875-7.125GHz_802.11ax HEW20_RU52_Index38_20MHz_Nss1,(MCS0)_1TX **CSE Bandedge [PK]**

7015MHz

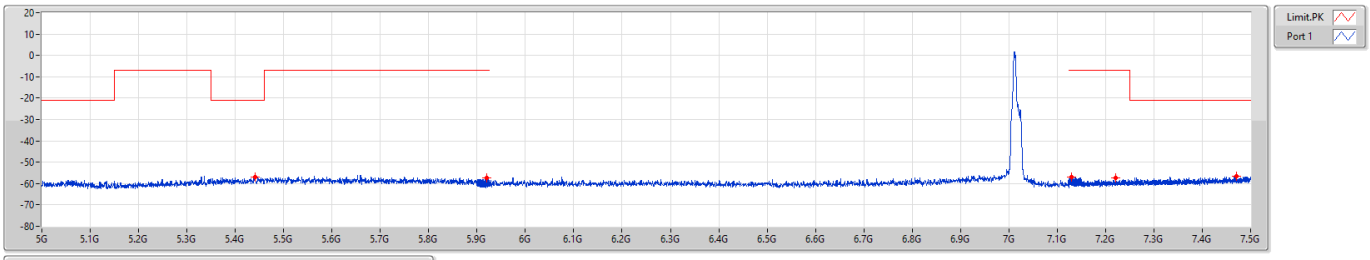

F-Start(Hz)	F-Stop(Hz)	RBW(Hz)	Type	Freq(Hz)	Psum(dBm)	P1(dBm)
5G	5.9G	1M	PK	5.441G	-57.06	-57.06
5.9G	5.925G	1M	PK	5.92084G	-57.53	-57.53
7.125G	7.15G	1M	PK	7.12968G	-56.99	-56.99
7.15G	7.5G	1M	PK	7.22123G	-57.46	-57.46
7.15G	7.5G	1M	PK	7.47008G	-56.70	-56.70

6.875-7.125GHz_802.11ax HEW20_RU52_Index38_20MHz_Nss1,(MCS0)_1TX **CSE Bandedge [AV]**

7015MHz

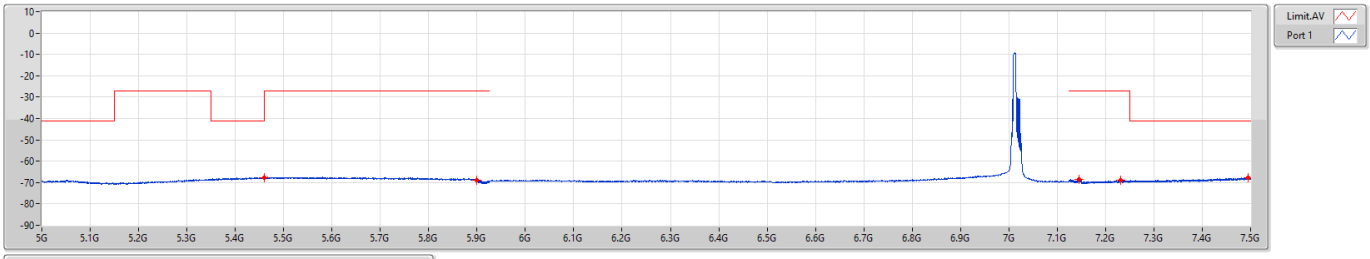

F-Start(Hz)	F-Stop(Hz)	RBW(Hz)	Type	Freq(Hz)	Psum(dBm)	P1(dBm)
5G	5.9G	1M	AV	5.4599G	-67.63	-67.63
5.9G	5.925G	1M	AV	5.90013G	-69.08	-69.08
7.125G	7.15G	1M	AV	7.14501G	-68.70	-68.70
7.15G	7.5G	1M	AV	7.23138G	-69.08	-69.08
7.15G	7.5G	1M	AV	7.49545G	-67.73	-67.73

6.875-7.125GHz_802.11ax HEW20_RU52_Index40_20MHz_Nss1,(MCS0)_1TX **CSE Bandedge [PK]**

7095MHz

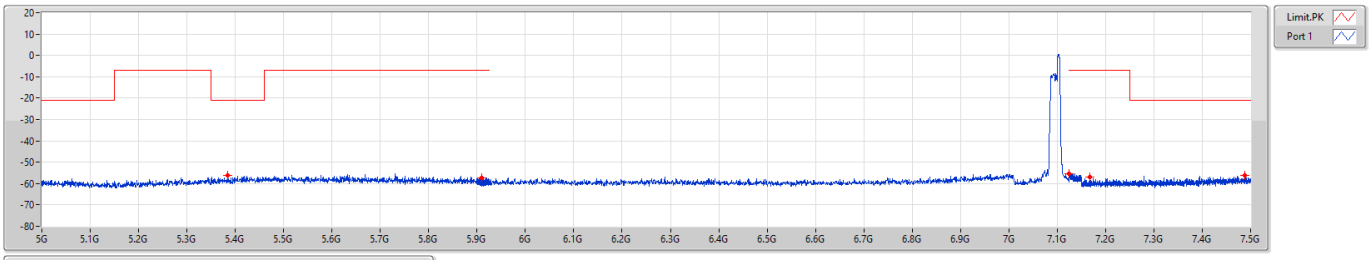

F-Start(Hz)	F-Stop(Hz)	RBW(Hz)	Type	Freq(Hz)	Psum(dBm)	P1(dBm)
5G	5.9G	1M	PK	5.38475G	-56.33	-56.33
5.9G	5.925G	1M	PK	5.91055G	-57.25	-57.25
7.125G	7.15G	1M	PK	7.1251G	-55.22	-55.22
7.15G	7.5G	1M	PK	7.16803G	-57.10	-57.10
7.15G	7.5G	1M	PK	7.48775G	-56.25	-56.25

6.875-7.125GHz_802.11ax HEW20_RU52_Index40_20MHz_Nss1,(MCS0)_1TX **CSE Bandedge [AV]**

7095MHz

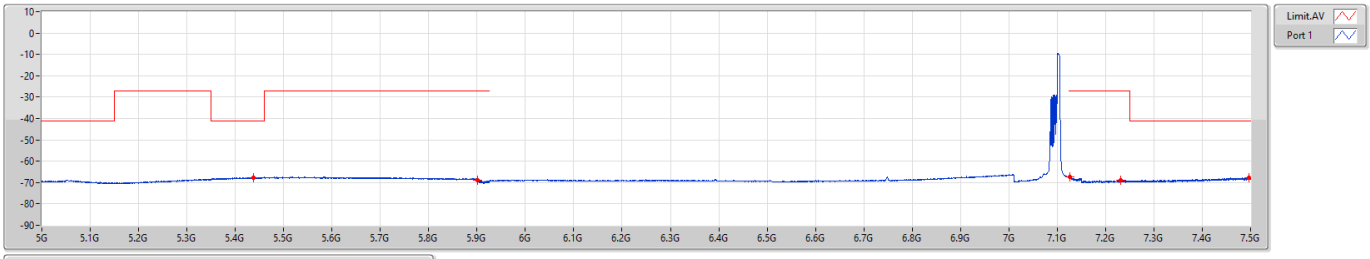

F-Start(Hz)	F-Stop(Hz)	RBW(Hz)	Type	Freq(Hz)	Psum(dBm)	P1(dBm)
5G	5.9G	1M	AV	5.43785G	-67.55	-67.55
5.9G	5.925G	1M	AV	5.90115G	-68.96	-68.96
7.125G	7.15G	1M	AV	7.12573G	-67.39	-67.39
7.15G	7.5G	1M	AV	7.23173G	-69.05	-69.05
7.15G	7.5G	1M	AV	7.49685G	-67.76	-67.76

6.875-7.125GHz_802.11ax HEW20_RU52_Index40_20MHz_Nss1,(MCS0)_1TX **CSE Bandedge [PK]**

7115MHz

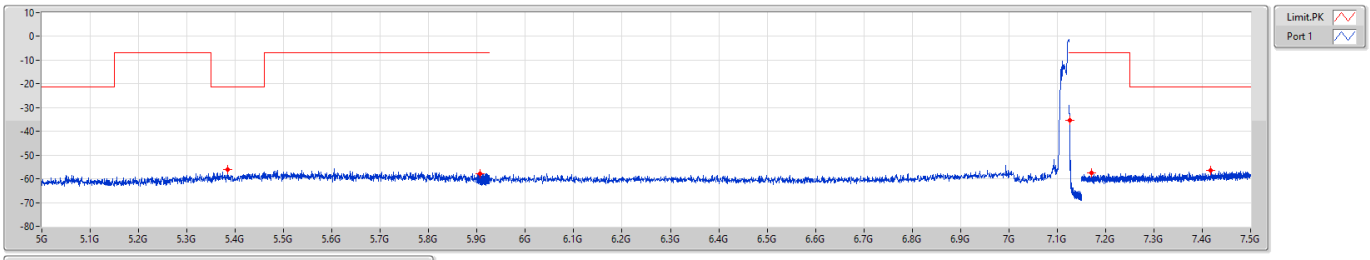

F-Start(Hz)	F-Stop(Hz)	RBW(Hz)	Type	Freq(Hz)	Psum(dBm)	P1(dBm)
5G	5.9G	1M	PK	5.38385G	-56.21	-56.21
5.9G	5.925G	1M	PK	5.90673G	-57.87	-57.87
7.125G	7.15G	100k(BP1M)	PK	7.1255G	-35.50	-35.50
7.15G	7.5G	1M	PK	7.171G	-57.33	-57.33
7.15G	7.5G	1M	PK	7.41758G	-56.62	-56.62

6.875-7.125GHz_802.11ax HEW20_RU52_Index40_20MHz_Nss1,(MCS0)_1TX **CSE Bandedge [AV]**

7115MHz

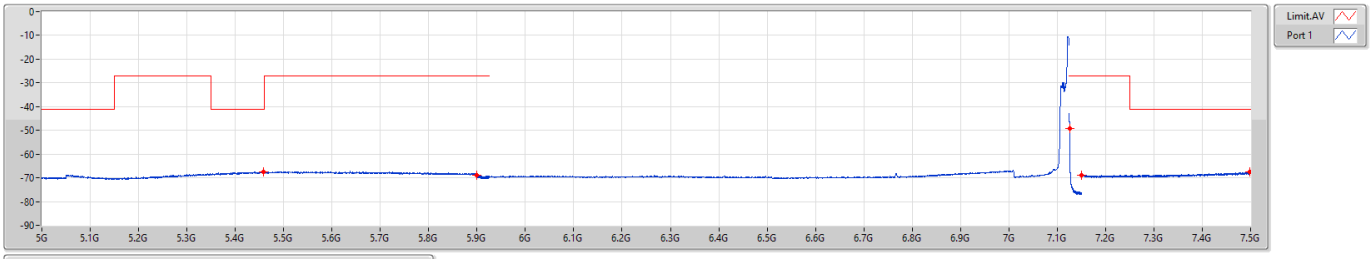

F-Start(Hz)	F-Stop(Hz)	RBW(Hz)	Type	Freq(Hz)	Psum(dBm)	P1(dBm)
5G	5.9G	1M	AV	5.45765G	-67.57	-67.57
5.9G	5.925G	1M	AV	5.90009G	-68.76	-68.76
7.125G	7.15G	100k(BP1M)	AV	7.1255G	-49.29	-49.29
7.15G	7.5G	1M	AV	7.15105G	-68.87	-68.87
7.15G	7.5G	1M	AV	7.49808G	-67.64	-67.64

5.925-6.425GHz_802.11ax HEW20_RU106_Index53_20MHz_Nss1,(MCS0)_1TX **CSE Bandedge [PK]**

5955MHz

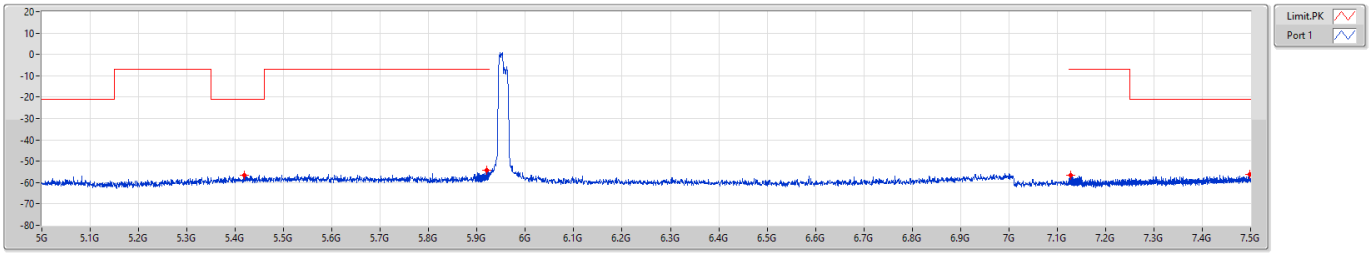

F-Start(Hz)	F-Stop(Hz)	RBW(Hz)	Type	Freq(Hz)	Psum(dBm)	P1(dBm)
5G	5.9G	1M	PK	5.41895G	-56.70	-56.70
5.9G	5.925G	1M	PK	5.91938G	-54.27	-54.27
7.125G	7.15G	1M	PK	7.12754G	-56.41	-56.41
7.15G	7.5G	1M	PK	7.49913G	-56.10	-56.10

5.925-6.425GHz_802.11ax HEW20_RU106_Index53_20MHz_Nss1,(MCS0)_1TX **CSE Bandedge [AV]**

5955MHz

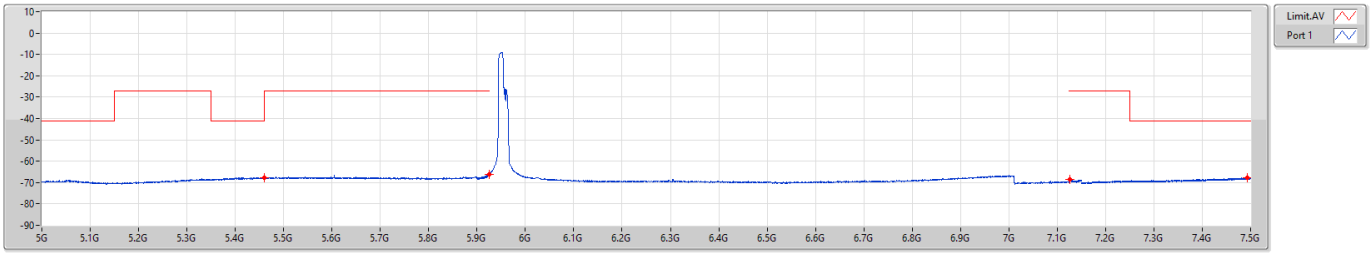

F-Start(Hz)	F-Stop(Hz)	RBW(Hz)	Type	Freq(Hz)	Psum(dBm)	P1(dBm)
5G	5.9G	1M	AV	5.45945G	-67.56	-67.56
5.9G	5.925G	1M	AV	5.9248G	-66.00	-66.00
7.125G	7.15G	1M	AV	7.12559G	-68.66	-68.66
7.15G	7.5G	1M	AV	7.49248G	-67.82	-67.82

5.925-6.425GHz_802.11ax HEW20_RU106_Index53_20MHz_Nss1,(MCS0)_1TX **CSE Bandedge [PK]**

6175MHz

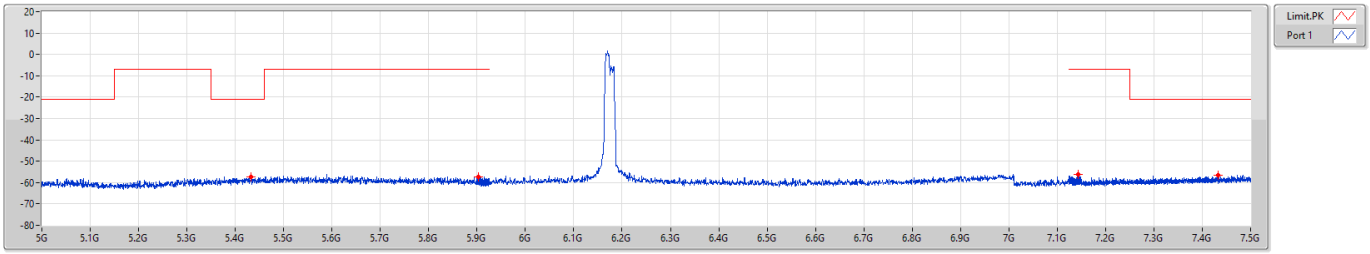

F-Start(Hz)	F-Stop(Hz)	RBW(Hz)	Type	Freq(Hz)	Psum(dBm)	P1(dBm)
5G	5.9G	1M	PK	5.4329G	-57.29	-57.29
5.9G	5.925G	1M	PK	5.90328G	-57.28	-57.28
7.125G	7.15G	1M	PK	7.14379G	-56.34	-56.34
7.15G	7.5G	1M	PK	7.4321G	-56.43	-56.43

5.925-6.425GHz_802.11ax HEW20_RU106_Index53_20MHz_Nss1,(MCS0)_1TX **CSE Bandedge [AV]**

6175MHz

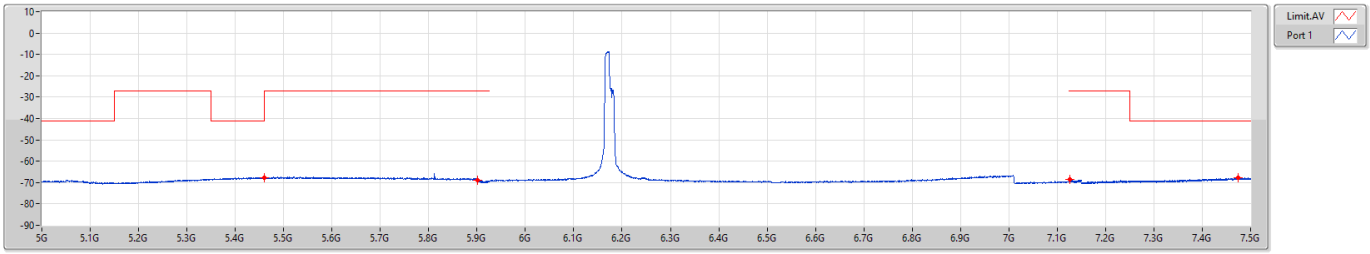

F-Start(Hz)	F-Stop(Hz)	RBW(Hz)	Type	Freq(Hz)	Psum(dBm)	P1(dBm)
5G	5.9G	1M	AV	5.45945G	-67.60	-67.60
5.9G	5.925G	1M	AV	5.90155G	-68.93	-68.93
7.125G	7.15G	1M	AV	7.1256G	-68.53	-68.53
7.15G	7.5G	1M	AV	7.47463G	-67.87	-67.87

5.925-6.425GHz_802.11ax HEW20_RU106_Index53_20MHz_Nss1,(MCS0)_1TX **CSE Bandedge [PK]**

6415MHz

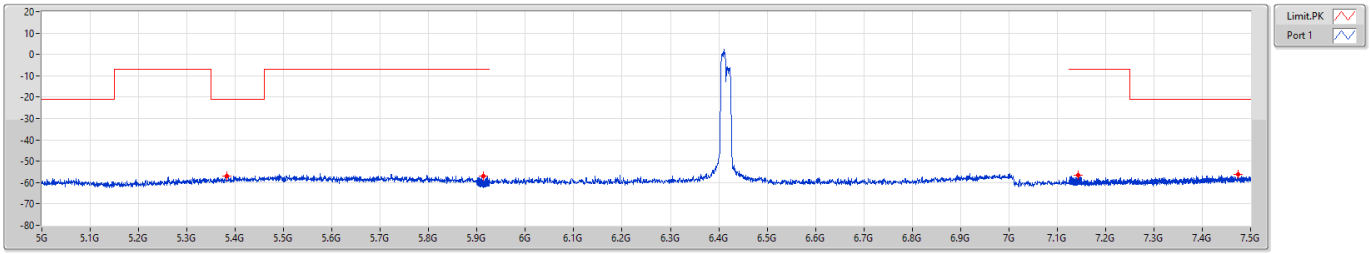

F-Start(Hz)	F-Stop(Hz)	RBW(Hz)	Type	Freq(Hz)	Psum(dBm)	P1(dBm)
5G	5.9G	1M	PK	5.3825G	-56.85	-56.85
5.9G	5.925G	1M	PK	5.91266G	-56.89	-56.89
7.125G	7.15G	1M	PK	7.14268G	-56.56	-56.56
7.15G	7.5G	1M	PK	7.47358G	-56.23	-56.23

5.925-6.425GHz_802.11ax HEW20_RU106_Index53_20MHz_Nss1,(MCS0)_1TX **CSE Bandedge [AV]**

6415MHz

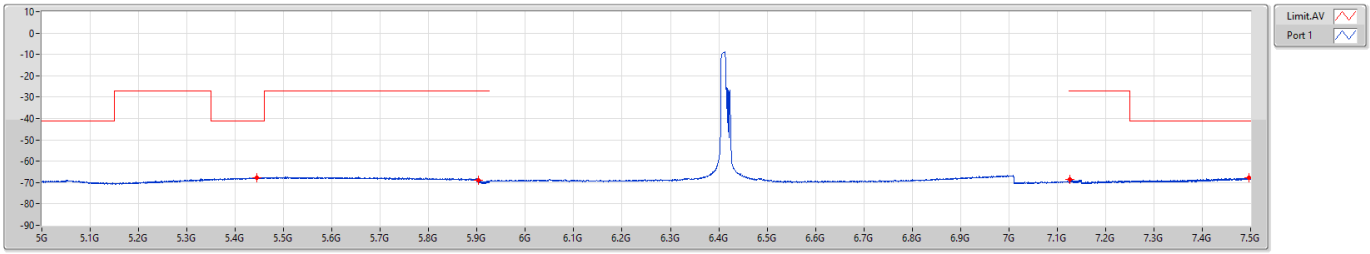

F-Start(Hz)	F-Stop(Hz)	RBW(Hz)	Type	Freq(Hz)	Psum(dBm)	P1(dBm)
5G	5.9G	1M	AV	5.44415G	-67.60	-67.60
5.9G	5.925G	1M	AV	5.90225G	-69.02	-69.02
7.125G	7.15G	1M	AV	7.1269G	-68.59	-68.59
7.15G	7.5G	1M	AV	7.4958G	-67.87	-67.87

6.425-6.525GHz_802.11ax HEW20_RU106_Index53_20MHz_Nss1,(MCS0)_1TX **CSE Bandedge [PK]**

6435MHz

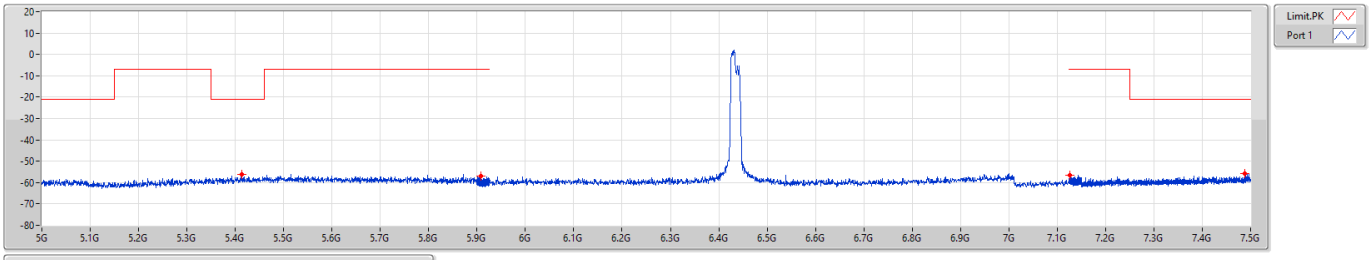

F-Start(Hz)	F-Stop(Hz)	RBW(Hz)	Type	Freq(Hz)	Psum(dBm)	P1(dBm)
5G	5.9G	1M	PK	5.41265G	-56.36	-56.36
5.9G	5.925G	1M	PK	5.90773G	-56.92	-56.92
7.125G	7.15G	1M	PK	7.12681G	-56.42	-56.42
7.15G	7.5G	1M	PK	7.48775G	-55.76	-55.76

6.425-6.525GHz_802.11ax HEW20_RU106_Index53_20MHz_Nss1,(MCS0)_1TX **CSE Bandedge [AV]**

6435MHz

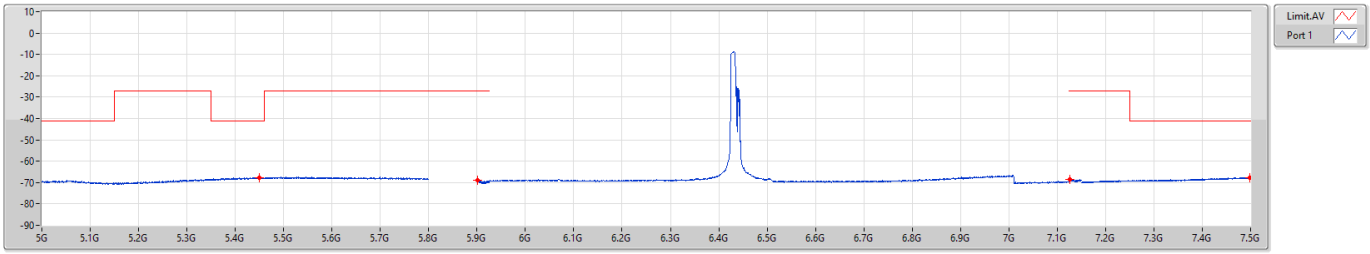

F-Start(Hz)	F-Stop(Hz)	RBW(Hz)	Type	Freq(Hz)	Psum(dBm)	P1(dBm)
5G	5.9G	1M	AV	5.4491G	-67.55	-67.55
5.9G	5.925G	1M	AV	5.90089G	-68.99	-68.99
7.125G	7.15G	1M	AV	7.12626G	-68.39	-68.39
7.15G	7.5G	1M	AV	7.49773G	-67.68	-67.68

6.425-6.525GHz_802.11ax HEW20_RU106_Index53_20MHz_Nss1,(MCS0)_1TX **CSE Bandedge [PK]**

6475MHz

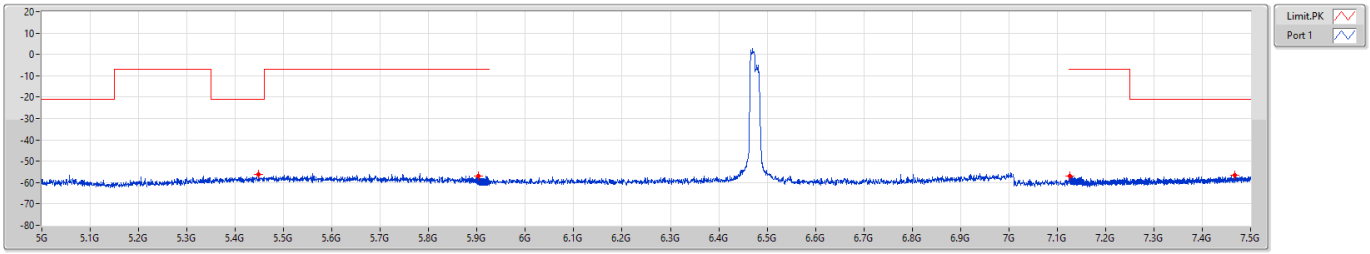

F-Start(Hz)	F-Stop(Hz)	RBW(Hz)	Type	Freq(Hz)	Psum(dBm)	P1(dBm)
5G	5.9G	1M	PK	5.44865G	-56.31	-56.31
5.9G	5.925G	1M	PK	5.90243G	-56.84	-56.84
7.125G	7.15G	1M	PK	7.12624G	-56.98	-56.98
7.15G	7.5G	1M	PK	7.46728G	-56.55	-56.55

6.425-6.525GHz_802.11ax HEW20_RU106_Index53_20MHz_Nss1,(MCS0)_1TX **CSE Bandedge [AV]**

6475MHz

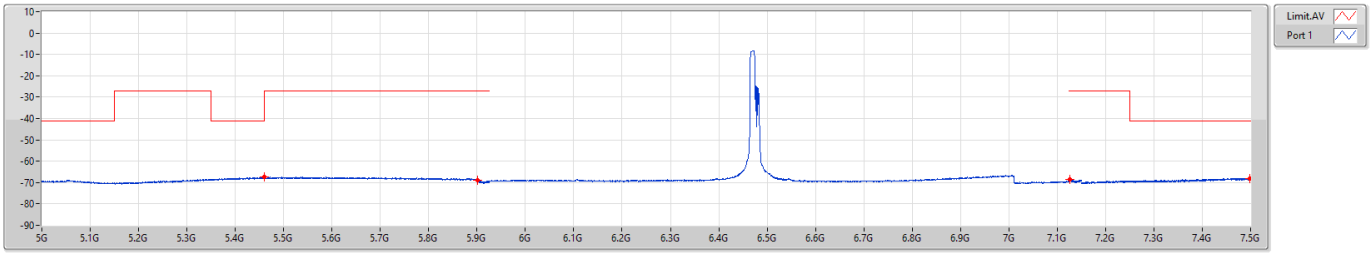

F-Start(Hz)	F-Stop(Hz)	RBW(Hz)	Type	Freq(Hz)	Psum(dBm)	P1(dBm)
5G	5.9G	1M	AV	5.4599G	-67.52	-67.52
5.9G	5.925G	1M	AV	5.9003G	-69.02	-69.02
7.125G	7.15G	1M	AV	7.12575G	-68.63	-68.63
7.15G	7.5G	1M	AV	7.49895G	-67.96	-67.96

6.425-6.525GHz_802.11ax HEW20_RU106_Index53_20MHz_Nss1,(MCS0)_1TX **CSE Bandedge [PK]**

6515MHz

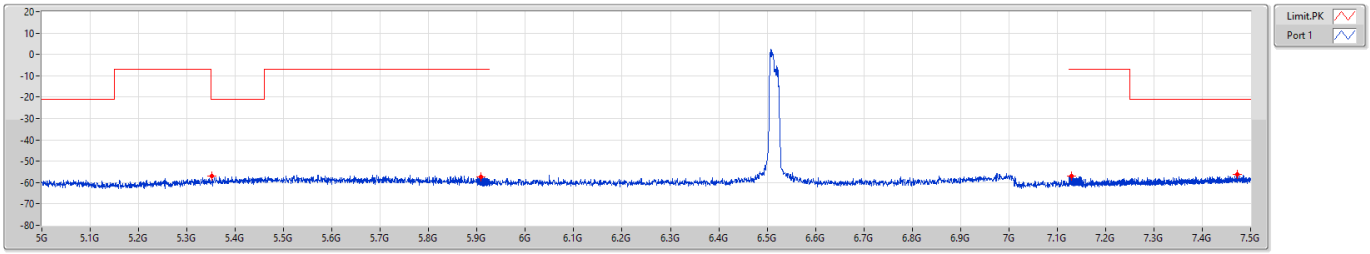

F-Start(Hz)	F-Stop(Hz)	RBW(Hz)	Type	Freq(Hz)	Psum(dBm)	P1(dBm)
5G	5.9G	1M	PK	5.35145G	-56.91	-56.91
5.9G	5.925G	1M	PK	5.9082G	-57.29	-57.29
7.125G	7.15G	1M	PK	7.1302G	-57.08	-57.08
7.15G	7.5G	1M	PK	7.47288G	-56.32	-56.32

6.425-6.525GHz_802.11ax HEW20_RU106_Index53_20MHz_Nss1,(MCS0)_1TX **CSE Bandedge [AV]**

6515MHz

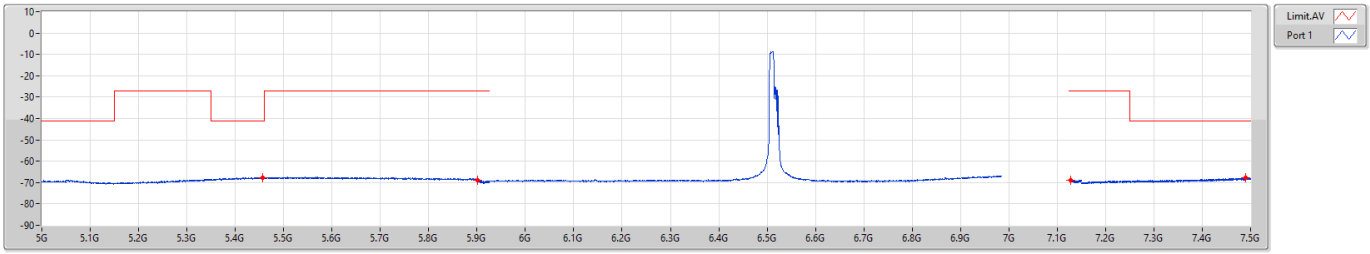

F-Start(Hz)	F-Stop(Hz)	RBW(Hz)	Type	Freq(Hz)	Psum(dBm)	P1(dBm)
5G	5.9G	1M	AV	5.45675G	-67.61	-67.61
5.9G	5.925G	1M	AV	5.90058G	-68.90	-68.90
7.125G	7.15G	1M	AV	7.12815G	-68.78	-68.78
7.15G	7.5G	1M	AV	7.48898G	-67.91	-67.91

6.525-6.875GHz_802.11ax HEW20_RU106_Index53_20MHz_Nss1,(MCS0)_1TX **CSE Bandedge [PK]**

6535MHz

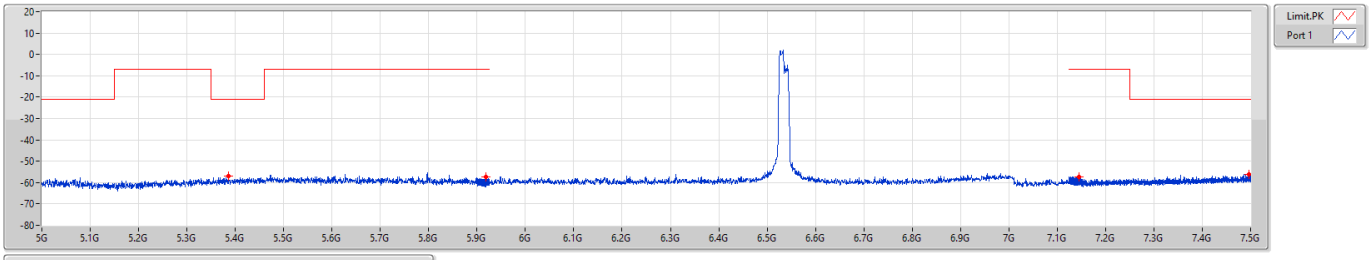

F-Start(Hz)	F-Stop(Hz)	RBW(Hz)	Type	Freq(Hz)	Psum(dBm)	P1(dBm)
5G	5.9G	1M	PK	5.38565G	-56.95	-56.95
5.9G	5.925G	1M	PK	5.9178G	-57.48	-57.48
7.125G	7.15G	1M	PK	7.14518G	-57.21	-57.21
7.15G	7.5G	1M	PK	7.49615G	-56.16	-56.16

6.525-6.875GHz_802.11ax HEW20_RU106_Index53_20MHz_Nss1,(MCS0)_1TX **CSE Bandedge [AV]**

6535MHz

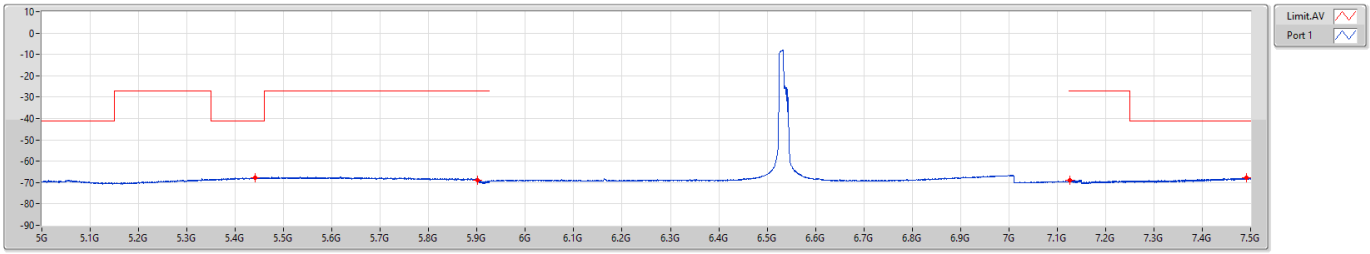

F-Start(Hz)	F-Stop(Hz)	RBW(Hz)	Type	Freq(Hz)	Psum(dBm)	P1(dBm)
5G	5.9G	1M	AV	5.44055G	-67.54	-67.54
5.9G	5.925G	1M	AV	5.90099G	-68.93	-68.93
7.125G	7.15G	1M	AV	7.1262G	-68.76	-68.76
7.15G	7.5G	1M	AV	7.4909G	-67.80	-67.80

6.525-6.875GHz_802.11ax HEW20_RU106_Index53_20MHz_Nss1,(MCS0)_1TX **CSE Bandedge [PK]**

6715MHz

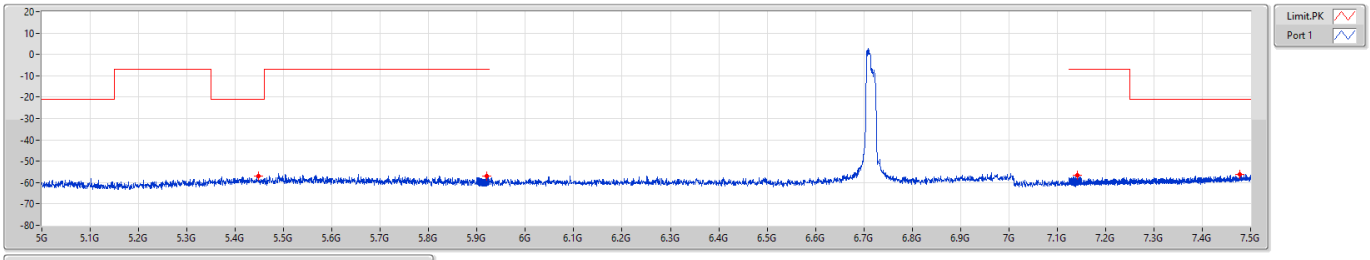

F-Start(Hz)	F-Stop(Hz)	RBW(Hz)	Type	Freq(Hz)	Psum(dBm)	P1(dBm)
5G	5.9G	1M	PK	5.44775G	-57.06	-57.06
5.9G	5.925G	1M	PK	5.92081G	-56.95	-56.95
7.125G	7.15G	1M	PK	7.14129G	-56.69	-56.69
7.15G	7.5G	1M	PK	7.47725G	-55.99	-55.99

6.525-6.875GHz_802.11ax HEW20_RU106_Index53_20MHz_Nss1,(MCS0)_1TX **CSE Bandedge [AV]**

6715MHz

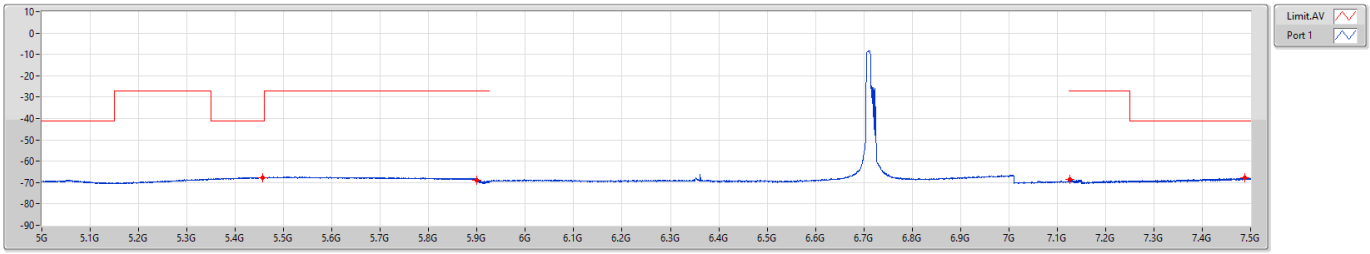

F-Start(Hz)	F-Stop(Hz)	RBW(Hz)	Type	Freq(Hz)	Psum(dBm)	P1(dBm)
5G	5.9G	1M	AV	5.4563G	-67.57	-67.57
5.9G	5.925G	1M	AV	5.90008G	-68.96	-68.96
7.125G	7.15G	1M	AV	7.12654G	-68.69	-68.69
7.15G	7.5G	1M	AV	7.48828G	-67.67	-67.67

6.525-6.875GHz_802.11ax HEW20_RU106_Index53_20MHz_Nss1,(MCS0)_1TX **CSE Bandedge [PK]**

6855MHz

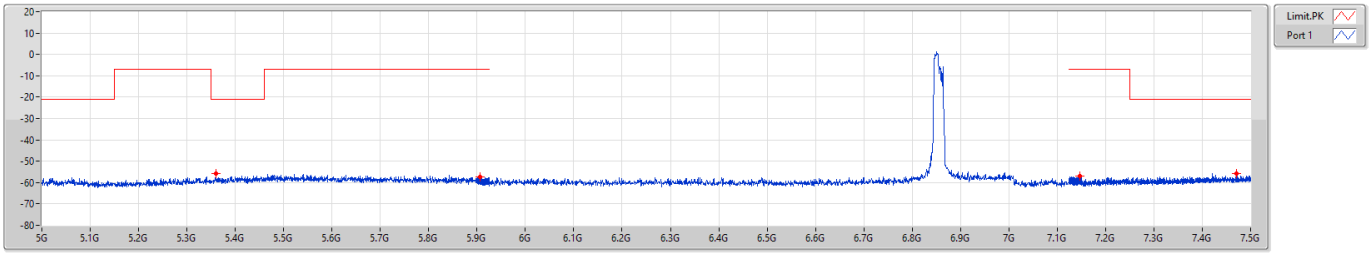

F-Start(Hz)	F-Stop(Hz)	RBW(Hz)	Type	Freq(Hz)	Psum(dBm)	P1(dBm)
5G	5.9G	1M	PK	5.36G	-55.72	-55.72
5.9G	5.925G	1M	PK	5.90576G	-57.33	-57.33
7.125G	7.15G	1M	PK	7.14648G	-56.94	-56.94
7.15G	7.5G	1M	PK	7.47008G	-55.70	-55.70

6.525-6.875GHz_802.11ax HEW20_RU106_Index53_20MHz_Nss1,(MCS0)_1TX **CSE Bandedge [AV]**

6855MHz

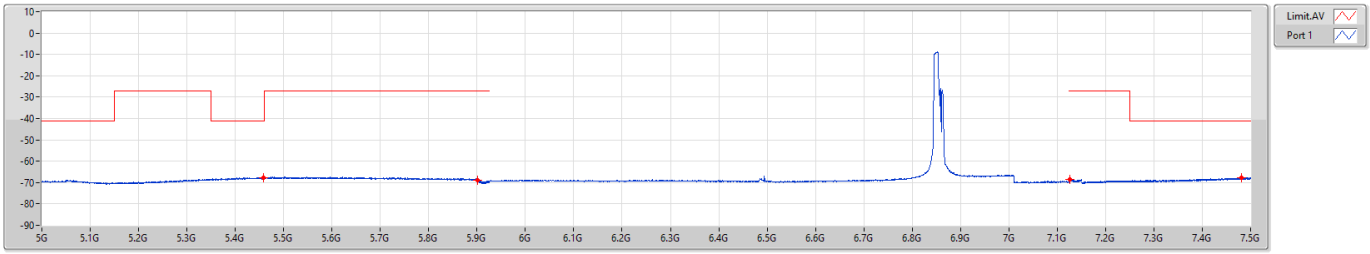

F-Start(Hz)	F-Stop(Hz)	RBW(Hz)	Type	Freq(Hz)	Psum(dBm)	P1(dBm)
5G	5.9G	1M	AV	5.45855G	-67.67	-67.67
5.9G	5.925G	1M	AV	5.90073G	-69.02	-69.02
7.125G	7.15G	1M	AV	7.12656G	-68.59	-68.59
7.15G	7.5G	1M	AV	7.48093G	-67.69	-67.69

6.525-6.875GHz_802.11ax HEW20_RU106_Index53_20MHz_Nss1,(MCS0)_1TX **CSE Bandedge [PK]**

6875MHz Straddle 6.525-6.875GHz

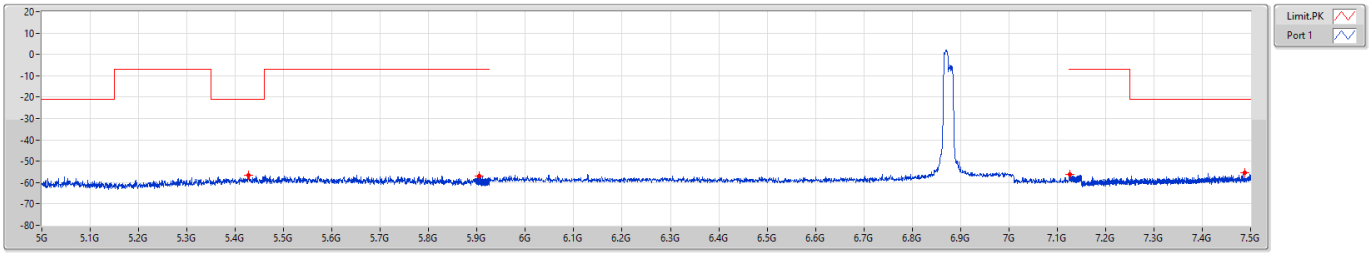

F-Start(Hz)	F-Stop(Hz)	RBW(Hz)	Type	Freq(Hz)	Psum(dBm)	P1(dBm)
5G	5.9G	1M	PK	5.4275G	-56.42	-56.42
5.9G	5.925G	1M	PK	5.90455G	-56.85	-56.85
7.125G	7.15G	1M	PK	7.1268G	-56.24	-56.24
7.15G	7.5G	1M	PK	7.48775G	-55.29	-55.29

6.525-6.875GHz_802.11ax HEW20_RU106_Index53_20MHz_Nss1,(MCS0)_1TX **CSE Bandedge [AV]**

6875MHz Straddle 6.525-6.875GHz

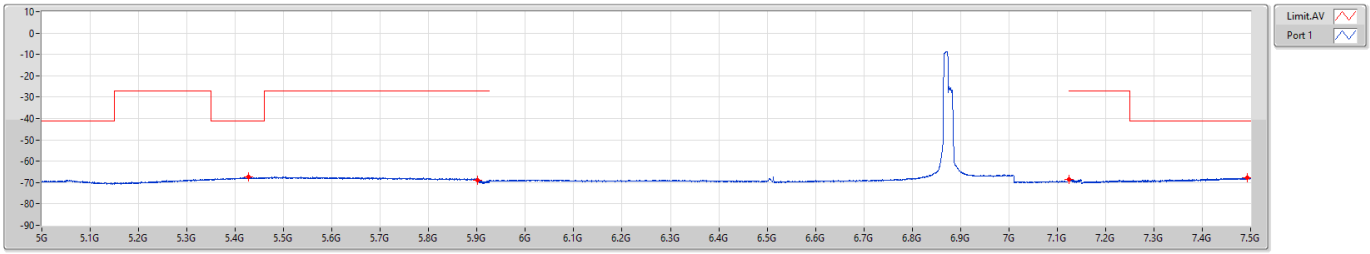

F-Start(Hz)	F-Stop(Hz)	RBW(Hz)	Type	Freq(Hz)	Psum(dBm)	P1(dBm)
5G	5.9G	1M	AV	5.42795G	-67.49	-67.49
5.9G	5.925G	1M	AV	5.90034G	-68.86	-68.86
7.125G	7.15G	1M	AV	7.12509G	-68.50	-68.50
7.15G	7.5G	1M	AV	7.49388G	-67.71	-67.71

6.875-7.125GHz_802.11ax HEW20_RU106_Index53_20MHz_Nss1,(MCS0)_1TX **CSE Bandedge [PK]**

6895MHz

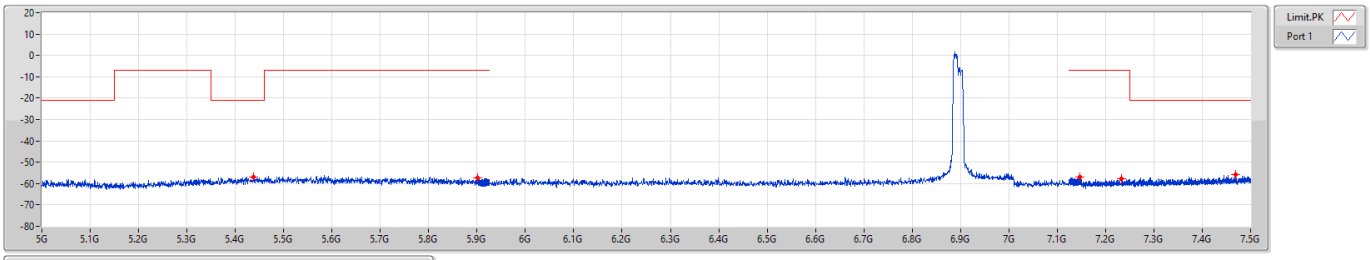

F-Start(Hz)	F-Stop(Hz)	RBW(Hz)	Type	Freq(Hz)	Psum(dBm)	P1(dBm)
5G	5.9G	1M	PK	5.43785G	-56.99	-56.99
5.9G	5.925G	1M	PK	5.90119G	-57.15	-57.15
7.125G	7.15G	1M	PK	7.14598G	-56.90	-56.90
7.15G	7.5G	1M	PK	7.2326G	-57.67	-57.67
7.15G	7.5G	1M	PK	7.46815G	-55.91	-55.91

6.875-7.125GHz_802.11ax HEW20_RU106_Index53_20MHz_Nss1,(MCS0)_1TX **CSE Bandedge [AV]**

6895MHz

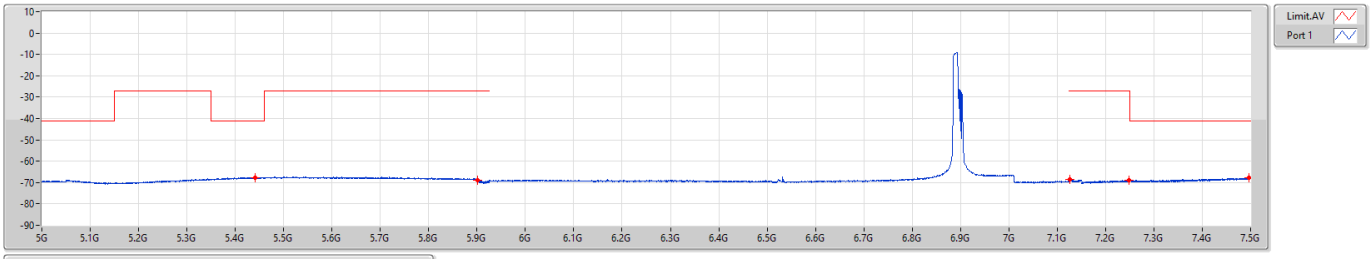

F-Start(Hz)	F-Stop(Hz)	RBW(Hz)	Type	Freq(Hz)	Psum(dBm)	P1(dBm)
5G	5.9G	1M	AV	5.441G	-67.58	-67.58
5.9G	5.925G	1M	AV	5.9004G	-68.90	-68.90
7.125G	7.15G	1M	AV	7.12601G	-68.59	-68.59
7.15G	7.5G	1M	AV	7.24923G	-68.95	-68.95
7.15G	7.5G	1M	AV	7.49615G	-67.83	-67.83

6.875-7.125GHz_802.11ax HEW20_RU106_Index53_20MHz_Nss1,(MCS0)_1TX **CSE Bandedge [PK]**

7015MHz

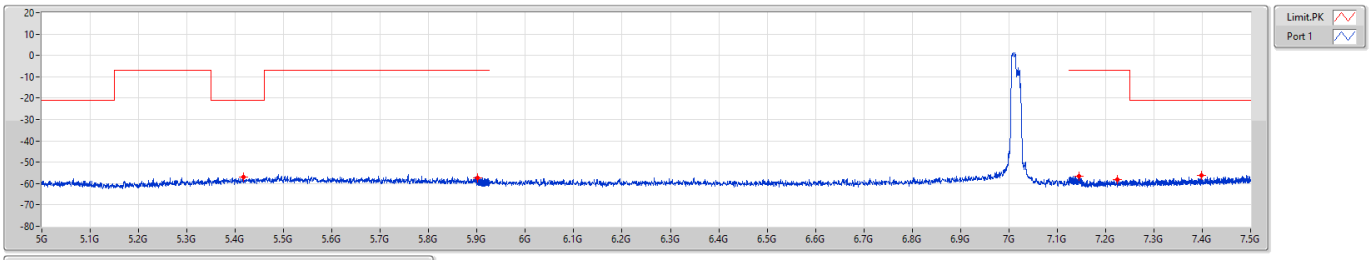

F-Start(Hz)	F-Stop(Hz)	RBW(Hz)	Type	Freq(Hz)	Psum(dBm)	P1(dBm)
5G	5.9G	1M	PK	5.41715G	-57.07	-57.07
5.9G	5.925G	1M	PK	5.90093G	-57.30	-57.30
7.125G	7.15G	1M	PK	7.14575G	-56.65	-56.65
7.15G	7.5G	1M	PK	7.22455G	-57.94	-57.94
7.15G	7.5G	1M	PK	7.39763G	-56.17	-56.17

6.875-7.125GHz_802.11ax HEW20_RU106_Index53_20MHz_Nss1,(MCS0)_1TX **CSE Bandedge [AV]**

7015MHz

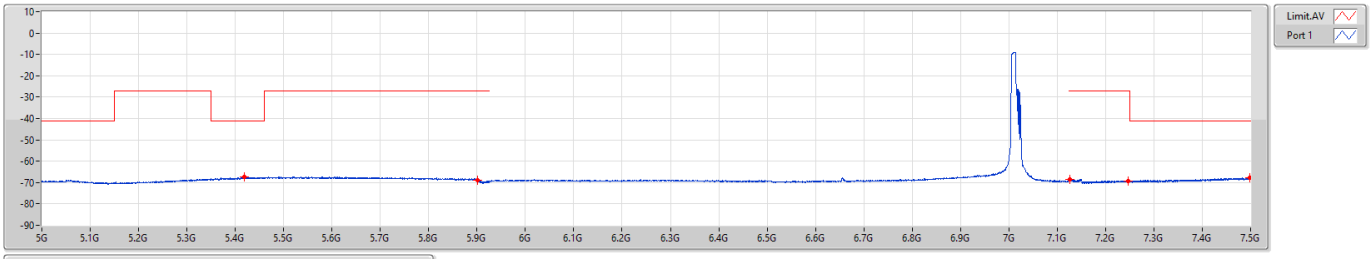

F-Start(Hz)	F-Stop(Hz)	RBW(Hz)	Type	Freq(Hz)	Psum(dBm)	P1(dBm)
5G	5.9G	1M	AV	5.41805G	-67.52	-67.52
5.9G	5.925G	1M	AV	5.90065G	-68.90	-68.90
7.125G	7.15G	1M	AV	7.12549G	-68.50	-68.50
7.15G	7.5G	1M	AV	7.24748G	-69.13	-69.13
7.15G	7.5G	1M	AV	7.49913G	-67.64	-67.64

6.875-7.125GHz_802.11ax HEW20_RU106_Index54_20MHz_Nss1,(MCS0)_1TX **CSE Bandedge [PK]**

7095MHz

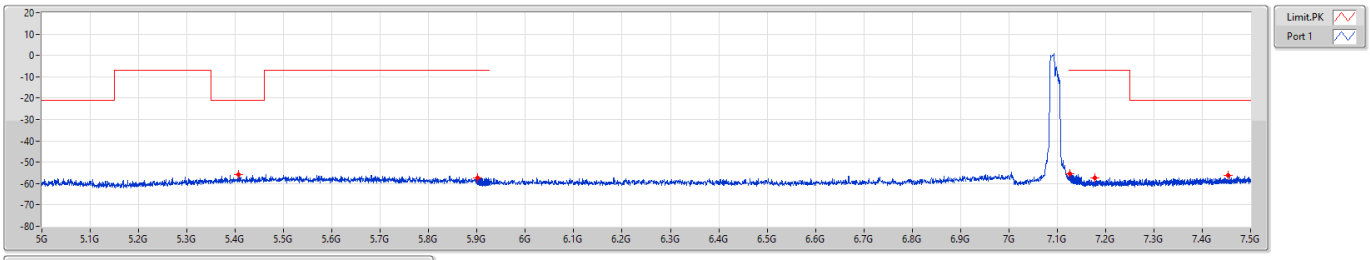

F-Start(Hz)	F-Stop(Hz)	RBW(Hz)	Type	Freq(Hz)	Psum(dBm)	P1(dBm)
5G	5.9G	1M	PK	5.4059G	-55.84	-55.84
5.9G	5.925G	1M	PK	5.90145G	-57.16	-57.16
7.125G	7.15G	1M	PK	7.12695G	-55.37	-55.37
7.15G	7.5G	1M	PK	7.17765G	-57.41	-57.41
7.15G	7.5G	1M	PK	7.45328G	-56.20	-56.20

6.875-7.125GHz_802.11ax HEW20_RU106_Index54_20MHz_Nss1,(MCS0)_1TX **CSE Bandedge [AV]**

7095MHz

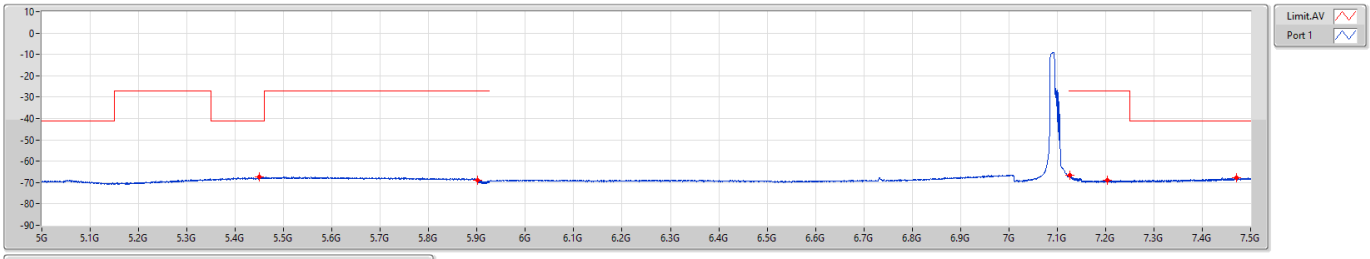

F-Start(Hz)	F-Stop(Hz)	RBW(Hz)	Type	Freq(Hz)	Psum(dBm)	P1(dBm)
5G	5.9G	1M	AV	5.4491G	-67.44	-67.44
5.9G	5.925G	1M	AV	5.90073G	-68.99	-68.99
7.125G	7.15G	1M	AV	7.12606G	-66.64	-66.64
7.15G	7.5G	1M	AV	7.20355G	-68.96	-68.96
7.15G	7.5G	1M	AV	7.47095G	-67.61	-67.61

6.875-7.125GHz_802.11ax HEW20_RU106_Index54_20MHz_Nss1,(MCS0)_1TX **CSE Bandedge [PK]**

7115MHz

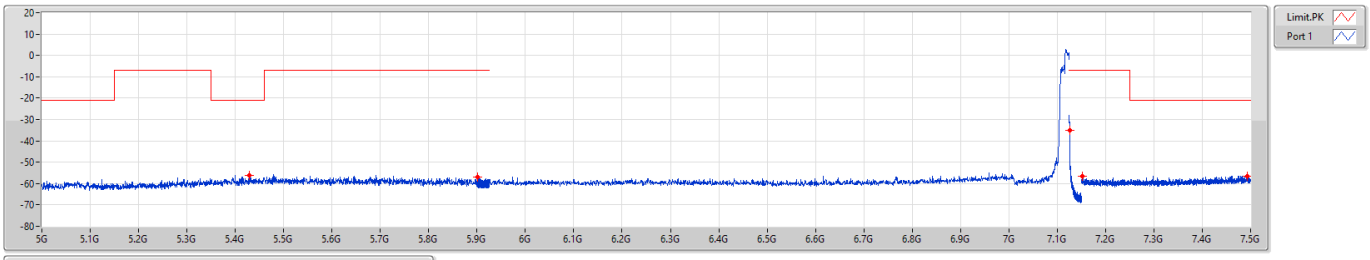

F-Start(Hz)	F-Stop(Hz)	RBW(Hz)	Type	Freq(Hz)	Psum(dBm)	P1(dBm)
5G	5.9G	1M	PK	5.4284G	-56.01	-56.01
5.9G	5.925G	1M	PK	5.90105G	-57.00	-57.00
7.125G	7.15G	100k(BP1M)	PK	7.1255G	-34.91	-34.91
7.15G	7.5G	1M	PK	7.15175G	-56.38	-56.38
7.15G	7.5G	1M	PK	7.49318G	-56.37	-56.37

6.875-7.125GHz_802.11ax HEW20_RU106_Index54_20MHz_Nss1,(MCS0)_1TX **CSE Bandedge [AV]**

7115MHz

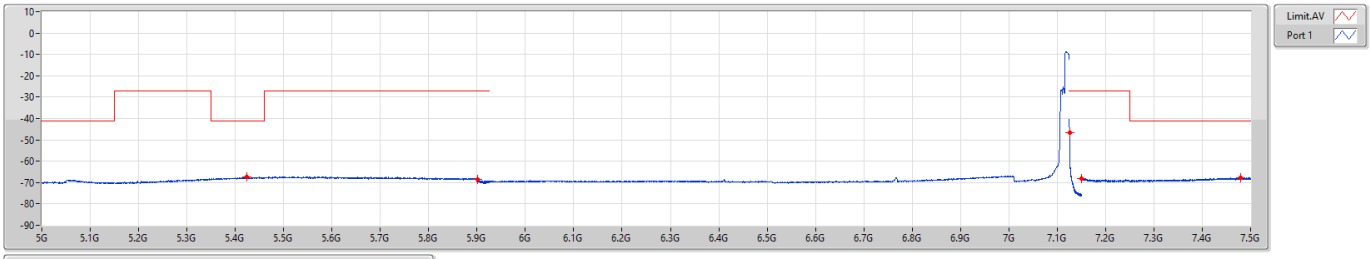

F-Start(Hz)	F-Stop(Hz)	RBW(Hz)	Type	Freq(Hz)	Psum(dBm)	P1(dBm)
5G	5.9G	1M	AV	5.4239G	-67.47	-67.47
5.9G	5.925G	1M	AV	5.90038G	-68.65	-68.65
7.125G	7.15G	100k(BP1M)	AV	7.1255G	-46.82	-46.82
7.15G	7.5G	1M	AV	7.15053G	-68.13	-68.13
7.15G	7.5G	1M	AV	7.47918G	-67.69	-67.69

Summary

Mode	Result	F-Start (Hz)	F-Stop (Hz)	Type	Freq (Hz)	DG (dBi)	P1 (dBm)	Psum (dBm)	EIRP (dBm)	Limit (dBm)	Margin (dB)
5.925-6.425GHz	-	-	-	-	-	-	-	-	-	-	-
802.11ax HEW20_RU26_Index3_20MHz_Nss1,(MCS0)_1TX	Pass	7.5G	18G	AV	8.23303G	5.20	-67.59	-67.59	-62.39	-41.20	-21.19
802.11ax HEW20_RU52_Index38_20MHz_Nss1,(MCS0)_1TX	Pass	7.5G	18G	AV	8.23336G	5.20	-67.20	-67.20	-62.00	-41.20	-20.80
802.11ax HEW20_RU106_Index53_20MHz_Nss1,(MCS0)_1TX	Pass	7.5G	18G	AV	8.23303G	5.20	-68.27	-68.27	-63.07	-41.20	-21.87
6.425-6.525GHz	-	-	-	-	-	-	-	-	-	-	-
802.11ax HEW20_RU26_Index3_20MHz_Nss1,(MCS0)_1TX	Pass	18G	40G	AV	31.73831G	5.20	-68.33	-68.33	-63.13	-41.20	-21.93
802.11ax HEW20_RU52_Index38_20MHz_Nss1,(MCS0)_1TX	Pass	18G	40G	AV	38.8725G	5.20	-68.32	-68.32	-63.12	-41.20	-21.92
802.11ax HEW20_RU106_Index53_20MHz_Nss1,(MCS0)_1TX	Pass	18G	40G	AV	38.90069G	5.20	-68.44	-68.44	-63.24	-41.20	-22.04
6.525-6.875GHz	-	-	-	-	-	-	-	-	-	-	-
802.11ax HEW20_RU26_Index3_20MHz_Nss1,(MCS0)_1TX	Pass	18G	40G	AV	38.97769G	5.20	-68.55	-68.55	-63.35	-41.20	-22.15
802.11ax HEW20_RU52_Index38_20MHz_Nss1,(MCS0)_1TX	Pass	18G	40G	AV	38.80994G	5.20	-68.53	-68.53	-63.33	-41.20	-22.13
802.11ax HEW20_RU106_Index53_20MHz_Nss1,(MCS0)_1TX	Pass	18G	40G	AV	31.72044G	5.20	-68.62	-68.62	-63.42	-41.20	-22.22
6.875-7.125GHz	-	-	-	-	-	-	-	-	-	-	-
802.11ax HEW20_RU26_Index3_20MHz_Nss1,(MCS0)_1TX	Pass	18G	40G	AV	38.68275G	5.20	-68.53	-68.53	-63.33	-41.20	-22.13
802.11ax HEW20_RU52_Index38_20MHz_Nss1,(MCS0)_1TX	Pass	18G	40G	AV	31.76856G	5.20	-68.50	-68.50	-63.30	-41.20	-22.10
802.11ax HEW20_RU106_Index53_20MHz_Nss1,(MCS0)_1TX	Pass	18G	40G	AV	38.91238G	5.20	-68.69	-68.69	-63.49	-41.20	-22.29

DG = Directional Gain ; PX=Port X; Psum=P1+P2+...PX

Result

Mode	Result	F-Start (Hz)	F-Stop (Hz)	Type	Freq (Hz)	DG (dBi)	P1 (dBm)	Psum (dBm)	EIRP (dBm)	Limit (dBm)	Margin (dB)
802.11ax HEW20_RU26_Index3_20MHz_Nss1,(MCS0)_1TX	-	-	-	-	-	-	-	-	-	-	-
5955MHz	Pass	7.5G	18G	AV	11.91G	5.20	-75.38	-75.38	-70.18	-41.20	-28.98
5955MHz	Pass	7.5G	18G	AV	16.11033G	5.20	-74.06	-74.06	-68.86	-41.20	-27.66
5955MHz	Pass	7.5G	18G	AV	17.85858G	5.20	-75.38	-75.38	-70.18	-41.20	-28.98
5955MHz	Pass	18G	40G	AV	38.94263G	5.20	-68.32	-68.32	-63.12	-41.20	-21.92
5955MHz	Pass	7.5G	18G	PK	11.90573G	5.20	-68.72	-68.72	-63.52	-21.20	-42.32
5955MHz	Pass	7.5G	18G	PK	16.1543G	5.20	-64.80	-64.80	-59.60	-21.20	-38.40
5955MHz	Pass	7.5G	18G	PK	17.87367G	5.20	-67.05	-67.05	-61.85	-21.20	-40.65
5955MHz	Pass	18G	40G	PK	39.13788G	5.20	-59.20	-59.20	-54.00	-21.20	-32.80
6175MHz	Pass	7.5G	18G	AV	8.23303G	5.20	-67.59	-67.59	-62.39	-41.20	-21.19
6175MHz	Pass	7.5G	18G	AV	12.35002G	5.20	-74.73	-74.73	-69.53	-41.20	-28.33
6175MHz	Pass	18G	40G	AV	18.50738G	5.20	-73.51	-73.51	-68.31	-41.20	-27.11
6175MHz	Pass	18G	40G	AV	38.85256G	5.20	-68.38	-68.38	-63.18	-41.20	-21.98
6175MHz	Pass	7.5G	18G	PK	8.23336G	5.20	-64.59	-64.59	-59.39	-21.20	-38.19
6175MHz	Pass	7.5G	18G	PK	12.34969G	5.20	-68.21	-68.21	-63.01	-21.20	-41.81
6175MHz	Pass	18G	40G	PK	18.53213G	5.20	-66.11	-66.11	-60.91	-21.20	-39.71
6175MHz	Pass	18G	40G	PK	39.36613G	5.20	-60.10	-60.10	-54.90	-21.20	-33.70
6415MHz	Pass	7.5G	18G	AV	12.83006G	5.20	-70.35	-70.35	-65.15	-27.00	-38.15
6415MHz	Pass	7.5G	18G	AV	17.73783G	5.20	-74.25	-74.25	-69.05	-41.20	-27.85
6415MHz	Pass	18G	40G	AV	19.25056G	5.20	-70.77	-70.77	-65.57	-41.20	-24.37
6415MHz	Pass	18G	40G	AV	38.911G	5.20	-68.73	-68.73	-63.53	-41.20	-22.33
6415MHz	Pass	7.5G	18G	PK	12.82416G	5.20	-62.77	-62.77	-57.57	-7.00	-50.57
6415MHz	Pass	7.5G	18G	PK	16.17103G	5.20	-64.93	-64.93	-59.73	-21.20	-38.53
6415MHz	Pass	18G	40G	PK	19.25056G	5.20	-63.11	-63.11	-57.91	-21.20	-36.71
6415MHz	Pass	18G	40G	PK	38.92063G	5.20	-60.13	-60.13	-54.93	-21.20	-33.73
6435MHz	Pass	7.5G	18G	AV	12.86977G	5.20	-70.01	-70.01	-64.81	-27.00	-37.81
6435MHz	Pass	7.5G	18G	AV	16.13691G	5.20	-74.23	-74.23	-69.03	-41.20	-27.83
6435MHz	Pass	18G	40G	AV	19.29594G	5.20	-71.64	-71.64	-66.44	-41.20	-25.24
6435MHz	Pass	18G	40G	AV	31.78231G	5.20	-68.64	-68.64	-63.44	-41.20	-22.24
6435MHz	Pass	7.5G	18G	PK	12.86452G	5.20	-60.73	-60.73	-55.53	-7.00	-48.53
6435MHz	Pass	7.5G	18G	PK	16.13002G	5.20	-64.62	-64.62	-59.42	-21.20	-38.22
6435MHz	Pass	18G	40G	PK	19.29663G	5.20	-63.86	-63.86	-58.66	-21.20	-37.46
6435MHz	Pass	18G	40G	PK	38.61194G	5.20	-59.59	-59.59	-54.39	-21.20	-33.19
6475MHz	Pass	7.5G	18G	AV	12.94983G	5.20	-70.03	-70.03	-64.83	-27.00	-37.83
6475MHz	Pass	7.5G	18G	AV	16.1963G	5.20	-74.13	-74.13	-68.93	-41.20	-27.73
6475MHz	Pass	18G	40G	AV	19.43069G	5.20	-72.89	-72.89	-67.69	-41.20	-26.49
6475MHz	Pass	18G	40G	AV	31.73831G	5.20	-68.33	-68.33	-63.13	-41.20	-21.93
6475MHz	Pass	7.5G	18G	PK	12.94491G	5.20	-58.81	-58.81	-53.61	-7.00	-46.61
6475MHz	Pass	7.5G	18G	PK	16.15955G	5.20	-64.42	-64.42	-59.22	-21.20	-38.02
6475MHz	Pass	18G	40G	PK	19.41488G	5.20	-65.46	-65.46	-60.26	-21.20	-39.06
6475MHz	Pass	18G	40G	PK	38.9275G	5.20	-59.54	-59.54	-54.34	-21.20	-33.14

Mode	Result	F-Start (Hz)	F-Stop (Hz)	Type	Freq (Hz)	DG (dBi)	P1 (dBm)	Psum (dBm)	EIRP (dBm)	Limit (dBm)	Margin (dB)
6515MHz	Pass	7.5G	18G	AV	13.02989G	5.20	-70.60	-70.60	-65.40	-27.00	-38.40
6515MHz	Pass	7.5G	18G	AV	16.03059G	5.20	-73.90	-73.90	-68.70	-41.20	-27.50
6515MHz	Pass	18G	40G	AV	19.56269G	5.20	-72.38	-72.38	-67.18	-41.20	-25.98
6515MHz	Pass	18G	40G	AV	38.911G	5.20	-68.47	-68.47	-63.27	-41.20	-22.07
6515MHz	Pass	7.5G	18G	PK	13.02563G	5.20	-65.08	-65.08	-59.88	-7.00	-52.88
6515MHz	Pass	7.5G	18G	PK	15.77006G	5.20	-65.17	-65.17	-59.97	-21.20	-38.77
6515MHz	Pass	18G	40G	PK	19.53175G	5.20	-65.19	-65.19	-59.99	-21.20	-38.79
6515MHz	Pass	18G	40G	PK	39.25338G	5.20	-59.66	-59.66	-54.46	-21.20	-33.26
6535MHz	Pass	7.5G	18G	AV	13.06992G	5.20	-70.77	-70.77	-65.57	-27.00	-38.57
6535MHz	Pass	7.5G	18G	AV	16.11131G	5.20	-74.29	-74.29	-69.09	-41.20	-27.89
6535MHz	Pass	18G	40G	AV	19.61838G	5.20	-72.46	-72.46	-67.26	-41.20	-26.06
6535MHz	Pass	18G	40G	AV	38.603G	5.20	-68.80	-68.80	-63.60	-41.20	-22.40
6535MHz	Pass	7.5G	18G	PK	13.06598G	5.20	-58.78	-58.78	-53.58	-7.00	-46.58
6535MHz	Pass	7.5G	18G	PK	15.86948G	5.20	-65.49	-65.49	-60.29	-21.20	-39.09
6535MHz	Pass	18G	40G	PK	19.60119G	5.20	-65.85	-65.85	-60.65	-21.20	-39.45
6535MHz	Pass	18G	40G	PK	38.88075G	5.20	-59.57	-59.57	-54.37	-21.20	-33.17
6715MHz	Pass	7.5G	18G	AV	13.42528G	5.20	-68.75	-68.75	-63.55	-27.00	-36.55
6715MHz	Pass	7.5G	18G	AV	16.1543G	5.20	-74.38	-74.38	-69.18	-41.20	-27.98
6715MHz	Pass	18G	40G	AV	20.15256G	5.20	-74.97	-74.97	-69.77	-41.20	-28.57
6715MHz	Pass	18G	40G	AV	39.22175G	5.20	-68.63	-68.63	-63.43	-41.20	-22.23
6715MHz	Pass	7.5G	18G	PK	13.42627G	5.20	-58.13	-58.13	-52.93	-7.00	-45.93
6715MHz	Pass	7.5G	18G	PK	16.19663G	5.20	-65.16	-65.16	-59.96	-21.20	-38.76
6715MHz	Pass	18G	40G	PK	20.14019G	5.20	-66.90	-66.90	-61.70	-21.20	-40.50
6715MHz	Pass	18G	40G	PK	38.63944G	5.20	-59.31	-59.31	-54.11	-21.20	-32.91
6855MHz	Pass	7.5G	18G	AV	13.70977G	5.20	-75.34	-75.34	-70.14	-27.00	-43.14
6855MHz	Pass	7.5G	18G	AV	16.16578G	5.20	-73.90	-73.90	-68.70	-41.20	-27.50
6855MHz	Pass	18G	40G	AV	20.58088G	5.20	-73.78	-73.78	-68.58	-41.20	-27.38
6855MHz	Pass	18G	40G	AV	38.97769G	5.20	-68.55	-68.55	-63.35	-41.20	-22.15
6855MHz	Pass	7.5G	18G	PK	13.70484G	5.20	-67.59	-67.59	-62.39	-7.00	-55.39
6855MHz	Pass	7.5G	18G	PK	16.18514G	5.20	-64.61	-64.61	-59.41	-21.20	-38.21
6855MHz	Pass	18G	40G	PK	20.56438G	5.20	-65.12	-65.12	-59.92	-21.20	-38.72
6855MHz	Pass	18G	40G	PK	39.15781G	5.20	-59.09	-59.09	-53.89	-21.20	-32.69
6875MHz Straddle 6.525-6.875GHz	Pass	7.5G	18G	AV	13.7498G	5.20	-74.13	-74.13	-68.93	-27.00	-41.93
6875MHz Straddle 6.525-6.875GHz	Pass	7.5G	18G	AV	16.1648G	5.20	-74.21	-74.21	-69.01	-41.20	-27.81
6875MHz Straddle 6.525-6.875GHz	Pass	18G	40G	AV	20.63794G	5.20	-73.50	-73.50	-68.30	-41.20	-27.10
6875MHz Straddle 6.525-6.875GHz	Pass	18G	40G	AV	39.20456G	5.20	-68.65	-68.65	-63.45	-41.20	-22.25
6875MHz Straddle 6.525-6.875GHz	Pass	7.5G	18G	PK	13.74586G	5.20	-62.81	-62.81	-57.61	-7.00	-50.61
6875MHz Straddle 6.525-6.875GHz	Pass	7.5G	18G	PK	17.77556G	5.20	-64.22	-64.22	-59.02	-21.20	-37.82
6875MHz Straddle 6.525-6.875GHz	Pass	18G	40G	PK	20.61938G	5.20	-64.73	-64.73	-59.53	-21.20	-38.33
6875MHz Straddle 6.525-6.875GHz	Pass	18G	40G	PK	39.11519G	5.20	-59.99	-59.99	-54.79	-21.20	-33.59
6895MHz	Pass	7.5G	18G	AV	13.78491G	5.20	-72.84	-72.84	-67.64	-27.00	-40.64
6895MHz	Pass	7.5G	18G	AV	15.96563G	5.20	-74.00	-74.00	-68.80	-41.20	-27.60

Mode	Result	F-Start (Hz)	F-Stop (Hz)	Type	Freq (Hz)	DG (dBi)	P1 (dBm)	Psum (dBm)	EIRP (dBm)	Limit (dBm)	Margin (dB)
6895MHz	Pass	18G	40G	AV	20.67781G	5.20	-74.03	-74.03	-68.83	-41.20	-27.63
6895MHz	Pass	18G	40G	AV	38.62569G	5.20	-68.76	-68.76	-63.56	-41.20	-22.36
6895MHz	Pass	7.5G	18G	PK	13.78622G	5.20	-62.81	-62.81	-57.61	-7.00	-50.61
6895MHz	Pass	7.5G	18G	PK	16.19039G	5.20	-65.13	-65.13	-59.93	-21.20	-38.73
6895MHz	Pass	18G	40G	PK	20.68606G	5.20	-65.43	-65.43	-60.23	-21.20	-39.03
6895MHz	Pass	18G	40G	PK	31.69363G	5.20	-59.14	-59.14	-53.94	-21.20	-32.74
7015MHz	Pass	7.5G	18G	AV	14.02477G	5.20	-74.43	-74.43	-69.23	-27.00	-42.23
7015MHz	Pass	7.5G	18G	AV	16.16873G	5.20	-73.98	-73.98	-68.78	-41.20	-27.58
7015MHz	Pass	18G	40G	AV	21.06006G	5.20	-72.69	-72.69	-67.49	-41.20	-26.29
7015MHz	Pass	18G	40G	AV	38.68275G	5.20	-68.53	-68.53	-63.33	-41.20	-22.13
7015MHz	Pass	7.5G	18G	PK	14.02542G	5.20	-66.01	-66.01	-60.81	-7.00	-53.81
7015MHz	Pass	7.5G	18G	PK	15.92264G	5.20	-64.87	-64.87	-59.67	-21.20	-38.47
7015MHz	Pass	18G	40G	PK	21.05663G	5.20	-63.33	-63.33	-58.13	-21.20	-36.93
7015MHz	Pass	18G	40G	PK	31.7115G	5.20	-59.35	-59.35	-54.15	-21.20	-32.95
7095MHz	Pass	7.5G	18G	AV	14.18981G	5.20	-75.23	-75.23	-70.03	-27.00	-43.03
7095MHz	Pass	7.5G	18G	AV	16.18153G	5.20	-73.62	-73.62	-68.42	-41.20	-27.22
7095MHz	Pass	18G	40G	AV	21.29588G	5.20	-72.00	-72.00	-66.80	-41.20	-25.60
7095MHz	Pass	18G	40G	AV	38.6745G	5.20	-68.63	-68.63	-63.43	-41.20	-22.23
7095MHz	Pass	7.5G	18G	PK	14.18095G	5.20	-66.98	-66.98	-61.78	-7.00	-54.78
7095MHz	Pass	7.5G	18G	PK	15.81534G	5.20	-65.08	-65.08	-59.88	-21.20	-38.68
7095MHz	Pass	18G	40G	PK	21.29931G	5.20	-64.17	-64.17	-58.97	-21.20	-37.77
7095MHz	Pass	18G	40G	PK	31.717G	5.20	-59.92	-59.92	-54.72	-21.20	-33.52
7115MHz	Pass	7.5G	18G	AV	14.23017G	5.20	-75.26	-75.26	-70.06	-27.00	-43.06
7115MHz	Pass	7.5G	18G	AV	16.12116G	5.20	-74.12	-74.12	-68.92	-41.20	-27.72
7115MHz	Pass	18G	40G	AV	21.33438G	5.20	-71.73	-71.73	-66.53	-41.20	-25.33
7115MHz	Pass	18G	40G	AV	38.93231G	5.20	-68.60	-68.60	-63.40	-41.20	-22.20
7115MHz	Pass	7.5G	18G	PK	14.22525G	5.20	-66.87	-66.87	-61.67	-7.00	-54.67
7115MHz	Pass	7.5G	18G	PK	15.84225G	5.20	-63.83	-63.83	-58.63	-21.20	-37.43
7115MHz	Pass	18G	40G	PK	21.34606G	5.20	-63.38	-63.38	-58.18	-21.20	-36.98
7115MHz	Pass	18G	40G	PK	38.64563G	5.20	-59.27	-59.27	-54.07	-21.20	-32.87
802.11ax HEW20_RU52_Index38_20MHz_Nss1,(MCS0)_1TX	-	-	-	-	-	-	-	-	-	-	-
5955MHz	Pass	7.5G	18G	AV	11.90967G	5.20	-76.47	-76.47	-71.27	-41.20	-30.07
5955MHz	Pass	7.5G	18G	AV	16.13625G	5.20	-74.02	-74.02	-68.82	-41.20	-27.62
5955MHz	Pass	7.5G	18G	AV	17.85464G	5.20	-75.21	-75.21	-70.01	-41.20	-28.81
5955MHz	Pass	18G	40G	AV	23.81969G	5.20	-68.69	-68.69	-63.49	-41.20	-22.29
5955MHz	Pass	7.5G	18G	PK	11.90377G	5.20	-68.57	-68.57	-63.37	-21.20	-42.17
5955MHz	Pass	7.5G	18G	PK	15.80386G	5.20	-64.34	-64.34	-59.14	-21.20	-37.94
5955MHz	Pass	7.5G	18G	PK	17.86809G	5.20	-66.53	-66.53	-61.33	-21.20	-40.13
5955MHz	Pass	18G	40G	PK	38.69238G	5.20	-60.11	-60.11	-54.91	-21.20	-33.71
6175MHz	Pass	7.5G	18G	AV	8.23336G	5.20	-67.20	-67.20	-62.00	-41.20	-20.80
6175MHz	Pass	7.5G	18G	AV	12.35002G	5.20	-74.46	-74.46	-69.26	-41.20	-28.06
6175MHz	Pass	18G	40G	AV	18.52456G	5.20	-73.73	-73.73	-68.53	-41.20	-27.33

Mode	Result	F-Start (Hz)	F-Stop (Hz)	Type	Freq (Hz)	DG (dBi)	P1 (dBm)	Psum (dBm)	EIRP (dBm)	Limit (dBm)	Margin (dB)
6175MHz	Pass	18G	40G	AV	38.89175G	5.20	-68.62	-68.62	-63.42	-41.20	-22.22
6175MHz	Pass	7.5G	18G	PK	8.23336G	5.20	-64.71	-64.71	-59.51	-21.20	-38.31
6175MHz	Pass	7.5G	18G	PK	12.34509G	5.20	-68.58	-68.58	-63.38	-21.20	-42.18
6175MHz	Pass	18G	40G	PK	18.54175G	5.20	-64.98	-64.98	-59.78	-21.20	-38.58
6175MHz	Pass	18G	40G	PK	38.68481G	5.20	-59.10	-59.10	-53.90	-21.20	-32.70
6415MHz	Pass	7.5G	18G	AV	12.82973G	5.20	-70.10	-70.10	-64.90	-27.00	-37.90
6415MHz	Pass	7.5G	18G	AV	16.17431G	5.20	-73.96	-73.96	-68.76	-41.20	-27.56
6415MHz	Pass	18G	40G	AV	19.24094G	5.20	-71.28	-71.28	-66.08	-41.20	-24.88
6415MHz	Pass	18G	40G	AV	38.73019G	5.20	-68.66	-68.66	-63.46	-41.20	-22.26
6415MHz	Pass	7.5G	18G	PK	12.82219G	5.20	-61.73	-61.73	-56.53	-7.00	-49.53
6415MHz	Pass	7.5G	18G	PK	15.37303G	5.20	-65.28	-65.28	-60.08	-21.20	-38.88
6415MHz	Pass	18G	40G	PK	19.25881G	5.20	-62.59	-62.59	-57.39	-21.20	-36.19
6415MHz	Pass	18G	40G	PK	38.8725G	5.20	-59.49	-59.49	-54.29	-21.20	-33.09
6435MHz	Pass	7.5G	18G	AV	12.86452G	5.20	-69.04	-69.04	-63.84	-27.00	-36.84
6435MHz	Pass	7.5G	18G	AV	16.15758G	5.20	-74.27	-74.27	-69.07	-41.20	-27.87
6435MHz	Pass	18G	40G	AV	19.28769G	5.20	-71.53	-71.53	-66.33	-41.20	-25.13
6435MHz	Pass	18G	40G	AV	38.89381G	5.20	-68.52	-68.52	-63.32	-41.20	-22.12
6435MHz	Pass	7.5G	18G	PK	12.86255G	5.20	-56.27	-56.27	-51.07	-7.00	-44.07
6435MHz	Pass	7.5G	18G	PK	16.01517G	5.20	-65.43	-65.43	-60.23	-21.20	-39.03
6435MHz	Pass	18G	40G	PK	19.29388G	5.20	-63.12	-63.12	-57.92	-21.20	-36.72
6435MHz	Pass	18G	40G	PK	39.2025G	5.20	-59.71	-59.71	-54.51	-21.20	-33.31
6475MHz	Pass	7.5G	18G	AV	12.94359G	5.20	-69.53	-69.53	-64.33	-27.00	-37.33
6475MHz	Pass	7.5G	18G	AV	16.19695G	5.20	-73.71	-73.71	-68.51	-41.20	-27.31
6475MHz	Pass	18G	40G	AV	19.41556G	5.20	-72.85	-72.85	-67.65	-41.20	-26.45
6475MHz	Pass	18G	40G	AV	38.8725G	5.20	-68.32	-68.32	-63.12	-41.20	-21.92
6475MHz	Pass	7.5G	18G	PK	12.94228G	5.20	-57.69	-57.69	-52.49	-7.00	-45.49
6475MHz	Pass	7.5G	18G	PK	16.15364G	5.20	-65.08	-65.08	-59.88	-21.20	-38.68
6475MHz	Pass	18G	40G	PK	19.41556G	5.20	-64.34	-64.34	-59.14	-21.20	-37.94
6475MHz	Pass	18G	40G	PK	38.61263G	5.20	-59.19	-59.19	-53.99	-21.20	-32.79
6515MHz	Pass	7.5G	18G	AV	13.02989G	5.20	-70.45	-70.45	-65.25	-27.00	-38.25
6515MHz	Pass	7.5G	18G	AV	16.16578G	5.20	-73.55	-73.55	-68.35	-41.20	-27.15
6515MHz	Pass	18G	40G	AV	19.5565G	5.20	-73.04	-73.04	-67.84	-41.20	-26.64
6515MHz	Pass	18G	40G	AV	31.70256G	5.20	-68.56	-68.56	-63.36	-41.20	-22.16
6515MHz	Pass	7.5G	18G	PK	13.02398G	5.20	-63.75	-63.75	-58.55	-7.00	-51.55
6515MHz	Pass	7.5G	18G	PK	16.19761G	5.20	-65.06	-65.06	-59.86	-21.20	-38.66
6515MHz	Pass	18G	40G	PK	19.56131G	5.20	-64.76	-64.76	-59.56	-21.20	-38.36
6515MHz	Pass	18G	40G	PK	39.22794G	5.20	-59.30	-59.30	-54.10	-21.20	-32.90
6535MHz	Pass	7.5G	18G	AV	13.06402G	5.20	-67.74	-67.74	-62.54	-27.00	-35.54
6535MHz	Pass	7.5G	18G	AV	16.16677G	5.20	-74.19	-74.19	-68.99	-41.20	-27.79
6535MHz	Pass	18G	40G	AV	19.606G	5.20	-73.24	-73.24	-68.04	-41.20	-26.84
6535MHz	Pass	18G	40G	AV	38.80994G	5.20	-68.53	-68.53	-63.33	-41.20	-22.13
6535MHz	Pass	7.5G	18G	PK	13.06369G	5.20	-57.52	-57.52	-52.32	-7.00	-45.32

Mode	Result	F-Start (Hz)	F-Stop (Hz)	Type	Freq (Hz)	DG (dBi)	P1 (dBm)	Psum (dBm)	EIRP (dBm)	Limit (dBm)	Margin (dB)
6535MHz	Pass	7.5G	18G	PK	16.18055G	5.20	-65.10	-65.10	-59.90	-21.20	-38.70
6535MHz	Pass	18G	40G	PK	19.60669G	5.20	-65.30	-65.30	-60.10	-21.20	-38.90
6535MHz	Pass	18G	40G	PK	31.70394G	5.20	-59.61	-59.61	-54.41	-21.20	-33.21
6715MHz	Pass	7.5G	18G	AV	13.42364G	5.20	-65.55	-65.55	-60.35	-27.00	-33.35
6715MHz	Pass	7.5G	18G	AV	16.19498G	5.20	-74.18	-74.18	-68.98	-41.20	-27.78
6715MHz	Pass	18G	40G	AV	20.15394G	5.20	-75.05	-75.05	-69.85	-41.20	-28.65
6715MHz	Pass	18G	40G	AV	38.8725G	5.20	-68.65	-68.65	-63.45	-41.20	-22.25
6715MHz	Pass	7.5G	18G	PK	13.42397G	5.20	-55.91	-55.91	-50.71	-7.00	-43.71
6715MHz	Pass	7.5G	18G	PK	15.92625G	5.20	-64.68	-64.68	-59.48	-21.20	-38.28
6715MHz	Pass	18G	40G	PK	20.16288G	5.20	-67.18	-67.18	-61.98	-21.20	-40.78
6715MHz	Pass	18G	40G	PK	38.61813G	5.20	-60.05	-60.05	-54.85	-21.20	-33.65
6855MHz	Pass	7.5G	18G	AV	13.71009G	5.20	-74.61	-74.61	-69.41	-27.00	-42.41
6855MHz	Pass	7.5G	18G	AV	16.18645G	5.20	-74.28	-74.28	-69.08	-41.20	-27.88
6855MHz	Pass	18G	40G	AV	20.54925G	5.20	-72.89	-72.89	-67.69	-41.20	-26.49
6855MHz	Pass	18G	40G	AV	31.68744G	5.20	-68.53	-68.53	-63.33	-41.20	-22.13
6855MHz	Pass	7.5G	18G	PK	13.6927G	5.20	-66.73	-66.73	-61.53	-7.00	-54.53
6855MHz	Pass	7.5G	18G	PK	16.18186G	5.20	-65.87	-65.87	-60.67	-21.20	-39.47
6855MHz	Pass	18G	40G	PK	20.57675G	5.20	-64.97	-64.97	-59.77	-21.20	-38.57
6855MHz	Pass	18G	40G	PK	38.91169G	5.20	-59.73	-59.73	-54.53	-21.20	-33.33
6875MHz Straddle 6.525-6.875GHz	Pass	7.5G	18G	AV	13.74488G	5.20	-74.79	-74.79	-69.59	-27.00	-42.59
6875MHz Straddle 6.525-6.875GHz	Pass	7.5G	18G	AV	16.14347G	5.20	-74.52	-74.52	-69.32	-41.20	-28.12
6875MHz Straddle 6.525-6.875GHz	Pass	18G	40G	AV	20.61113G	5.20	-73.31	-73.31	-68.11	-41.20	-26.91
6875MHz Straddle 6.525-6.875GHz	Pass	18G	40G	AV	31.6895G	5.20	-68.59	-68.59	-63.39	-41.20	-22.19
6875MHz Straddle 6.525-6.875GHz	Pass	7.5G	18G	PK	13.74553G	5.20	-66.01	-66.01	-60.81	-7.00	-53.81
6875MHz Straddle 6.525-6.875GHz	Pass	7.5G	18G	PK	16.10278G	5.20	-65.46	-65.46	-60.26	-21.20	-39.06
6875MHz Straddle 6.525-6.875GHz	Pass	18G	40G	PK	20.62625G	5.20	-65.16	-65.16	-59.96	-21.20	-38.76
6875MHz Straddle 6.525-6.875GHz	Pass	18G	40G	PK	38.92338G	5.20	-60.22	-60.22	-55.02	-21.20	-33.82
6895MHz	Pass	7.5G	18G	AV	13.78294G	5.20	-70.03	-70.03	-64.83	-27.00	-37.83
6895MHz	Pass	7.5G	18G	AV	16.12772G	5.20	-74.20	-74.20	-69.00	-41.20	-27.80
6895MHz	Pass	18G	40G	AV	20.68056G	5.20	-74.04	-74.04	-68.84	-41.20	-27.64
6895MHz	Pass	18G	40G	AV	31.71288G	5.20	-68.66	-68.66	-63.46	-41.20	-22.26
6895MHz	Pass	7.5G	18G	PK	13.78392G	5.20	-59.03	-59.03	-53.83	-7.00	-46.83
6895MHz	Pass	7.5G	18G	PK	17.7923G	5.20	-65.01	-65.01	-59.81	-21.20	-38.61
6895MHz	Pass	18G	40G	PK	20.67369G	5.20	-65.68	-65.68	-60.48	-21.20	-39.28
6895MHz	Pass	18G	40G	PK	38.99488G	5.20	-59.73	-59.73	-54.53	-21.20	-33.33
7015MHz	Pass	7.5G	18G	AV	14.02345G	5.20	-70.63	-70.63	-65.43	-27.00	-38.43
7015MHz	Pass	7.5G	18G	AV	16.19892G	5.20	-74.37	-74.37	-69.17	-41.20	-27.97
7015MHz	Pass	18G	40G	AV	21.04425G	5.20	-72.23	-72.23	-67.03	-41.20	-25.83
7015MHz	Pass	18G	40G	AV	38.91031G	5.20	-68.84	-68.84	-63.64	-41.20	-22.44
7015MHz	Pass	7.5G	18G	PK	14.0228G	5.20	-63.79	-63.79	-58.59	-7.00	-51.59
7015MHz	Pass	7.5G	18G	PK	17.91272G	5.20	-65.11	-65.11	-59.91	-21.20	-38.71
7015MHz	Pass	18G	40G	PK	21.03188G	5.20	-64.64	-64.64	-59.44	-21.20	-38.24

Mode	Result	F-Start (Hz)	F-Stop (Hz)	Type	Freq (Hz)	DG (dBi)	P1 (dBm)	Psum (dBm)	EIRP (dBm)	Limit (dBm)	Margin (dB)
7015MHz	Pass	18G	40G	PK	31.73763G	5.20	-59.60	-59.60	-54.40	-21.20	-33.20
7095MHz	Pass	7.5G	18G	AV	14.19014G	5.20	-75.24	-75.24	-70.04	-27.00	-43.04
7095MHz	Pass	7.5G	18G	AV	15.984G	5.20	-74.26	-74.26	-69.06	-41.20	-27.86
7095MHz	Pass	18G	40G	AV	21.27731G	5.20	-71.45	-71.45	-66.25	-41.20	-25.05
7095MHz	Pass	18G	40G	AV	38.80306G	5.20	-68.87	-68.87	-63.67	-41.20	-22.47
7095MHz	Pass	7.5G	18G	PK	14.17898G	5.20	-67.66	-67.66	-62.46	-7.00	-55.46
7095MHz	Pass	7.5G	18G	PK	16.194G	5.20	-65.13	-65.13	-59.93	-21.20	-38.73
7095MHz	Pass	18G	40G	PK	21.29038G	5.20	-63.14	-63.14	-57.94	-21.20	-36.74
7095MHz	Pass	18G	40G	PK	39.16606G	5.20	-59.12	-59.12	-53.92	-21.20	-32.72
7115MHz	Pass	7.5G	18G	AV	14.22394G	5.20	-73.58	-73.58	-68.38	-27.00	-41.38
7115MHz	Pass	7.5G	18G	AV	16.17825G	5.20	-73.86	-73.86	-68.66	-41.20	-27.46
7115MHz	Pass	18G	40G	AV	21.32681G	5.20	-71.60	-71.60	-66.40	-41.20	-25.20
7115MHz	Pass	18G	40G	AV	31.76856G	5.20	-68.50	-68.50	-63.30	-41.20	-22.10
7115MHz	Pass	7.5G	18G	PK	14.22427G	5.20	-63.16	-63.16	-57.96	-7.00	-50.96
7115MHz	Pass	7.5G	18G	PK	17.77622G	5.20	-64.73	-64.73	-59.53	-21.20	-38.33
7115MHz	Pass	18G	40G	PK	21.35088G	5.20	-62.63	-62.63	-57.43	-21.20	-36.23
7115MHz	Pass	18G	40G	PK	31.61181G	5.20	-59.44	-59.44	-54.24	-21.20	-33.04
802.11ax HEW20_RU106_Index53_20MHz_Nss1,(MCS0)_1TX	-	-	-	-	-	-	-	-	-	-	-
5955MHz	Pass	7.5G	18G	AV	11.90081G	5.20	-76.09	-76.09	-70.89	-41.20	-29.69
5955MHz	Pass	7.5G	18G	AV	16.14019G	5.20	-74.09	-74.09	-68.89	-41.20	-27.69
5955MHz	Pass	7.5G	18G	AV	17.87203G	5.20	-75.29	-75.29	-70.09	-41.20	-28.89
5955MHz	Pass	18G	40G	AV	38.87663G	5.20	-68.74	-68.74	-63.54	-41.20	-22.34
5955MHz	Pass	7.5G	18G	PK	11.90213G	5.20	-67.25	-67.25	-62.05	-21.20	-40.85
5955MHz	Pass	7.5G	18G	PK	16.16381G	5.20	-64.41	-64.41	-59.21	-21.20	-38.01
5955MHz	Pass	7.5G	18G	PK	17.84906G	5.20	-67.11	-67.11	-61.91	-21.20	-40.71
5955MHz	Pass	18G	40G	PK	39.98213G	5.20	-59.98	-59.98	-54.78	-21.20	-33.58
6175MHz	Pass	7.5G	18G	AV	8.23303G	5.20	-68.27	-68.27	-63.07	-41.20	-21.87
6175MHz	Pass	7.5G	18G	AV	12.35002G	5.20	-73.82	-73.82	-68.62	-41.20	-27.42
6175MHz	Pass	18G	40G	AV	18.53281G	5.20	-73.46	-73.46	-68.26	-41.20	-27.06
6175MHz	Pass	18G	40G	AV	31.71838G	5.20	-68.82	-68.82	-63.62	-41.20	-22.42
6175MHz	Pass	7.5G	18G	PK	12.34181G	5.20	-65.03	-65.03	-59.83	-21.20	-38.63
6175MHz	Pass	18G	40G	PK	18.51631G	5.20	-65.44	-65.44	-60.24	-21.20	-39.04
6175MHz	Pass	18G	40G	PK	31.717G	5.20	-59.10	-59.10	-53.90	-21.20	-32.70
6415MHz	Pass	7.5G	18G	AV	12.8212G	5.20	-68.19	-68.19	-62.99	-27.00	-35.99
6415MHz	Pass	7.5G	18G	AV	15.94298G	5.20	-74.23	-74.23	-69.03	-41.20	-27.83
6415MHz	Pass	18G	40G	AV	19.23063G	5.20	-71.08	-71.08	-65.88	-41.20	-24.68
6415MHz	Pass	18G	40G	AV	38.73431G	5.20	-68.67	-68.67	-63.47	-41.20	-22.27
6415MHz	Pass	7.5G	18G	PK	12.82088G	5.20	-57.68	-57.68	-52.48	-7.00	-45.48
6415MHz	Pass	7.5G	18G	PK	16.17956G	5.20	-65.06	-65.06	-59.86	-21.20	-38.66
6415MHz	Pass	18G	40G	PK	19.23613G	5.20	-62.34	-62.34	-57.14	-21.20	-35.94
6415MHz	Pass	18G	40G	PK	39.17225G	5.20	-58.86	-58.86	-53.66	-21.20	-32.46
6435MHz	Pass	7.5G	18G	AV	12.85927G	5.20	-66.28	-66.28	-61.08	-27.00	-34.08

Mode	Result	F-Start (Hz)	F-Stop (Hz)	Type	Freq (Hz)	DG (dBi)	P1 (dBm)	Psum (dBm)	EIRP (dBm)	Limit (dBm)	Margin (dB)
6435MHz	Pass	7.5G	18G	AV	16.18514G	5.20	-73.70	-73.70	-68.50	-41.20	-27.30
6435MHz	Pass	18G	40G	AV	19.2925G	5.20	-71.50	-71.50	-66.30	-41.20	-25.10
6435MHz	Pass	18G	40G	AV	38.90069G	5.20	-68.44	-68.44	-63.24	-41.20	-22.04
6435MHz	Pass	7.5G	18G	PK	12.85795G	5.20	-55.16	-55.16	-49.96	-7.00	-42.96
6435MHz	Pass	7.5G	18G	PK	16.11098G	5.20	-65.07	-65.07	-59.87	-21.20	-38.67
6435MHz	Pass	18G	40G	PK	19.30969G	5.20	-63.88	-63.88	-58.68	-21.20	-37.48
6435MHz	Pass	18G	40G	PK	38.81819G	5.20	-59.24	-59.24	-54.04	-21.20	-32.84
6475MHz	Pass	7.5G	18G	AV	12.93966G	5.20	-65.28	-65.28	-60.08	-27.00	-33.08
6475MHz	Pass	7.5G	18G	AV	16.1963G	5.20	-74.23	-74.23	-69.03	-41.20	-27.83
6475MHz	Pass	18G	40G	AV	19.4135G	5.20	-73.31	-73.31	-68.11	-41.20	-26.91
6475MHz	Pass	18G	40G	AV	39.18738G	5.20	-68.57	-68.57	-63.37	-41.20	-22.17
6475MHz	Pass	7.5G	18G	PK	12.94392G	5.20	-53.67	-53.67	-48.47	-7.00	-41.47
6475MHz	Pass	7.5G	18G	PK	16.15889G	5.20	-64.53	-64.53	-59.33	-21.20	-38.13
6475MHz	Pass	18G	40G	PK	19.419G	5.20	-64.28	-64.28	-59.08	-21.20	-37.88
6475MHz	Pass	18G	40G	PK	31.78025G	5.20	-59.46	-59.46	-54.26	-21.20	-33.06
6515MHz	Pass	7.5G	18G	AV	13.02038G	5.20	-69.76	-69.76	-64.56	-27.00	-37.56
6515MHz	Pass	7.5G	18G	AV	16.03519G	5.20	-74.40	-74.40	-69.20	-41.20	-28.00
6515MHz	Pass	18G	40G	AV	19.5565G	5.20	-72.84	-72.84	-67.64	-41.20	-26.44
6515MHz	Pass	18G	40G	AV	39.20731G	5.20	-68.82	-68.82	-63.62	-41.20	-22.42
6515MHz	Pass	7.5G	18G	PK	13.02005G	5.20	-59.42	-59.42	-54.22	-7.00	-47.22
6515MHz	Pass	7.5G	18G	PK	16.1438G	5.20	-65.21	-65.21	-60.01	-21.20	-38.81
6515MHz	Pass	18G	40G	PK	19.55788G	5.20	-65.39	-65.39	-60.19	-21.20	-38.99
6515MHz	Pass	18G	40G	PK	38.74119G	5.20	-59.72	-59.72	-54.52	-21.20	-33.32
6535MHz	Pass	7.5G	18G	AV	13.05942G	5.20	-64.93	-64.93	-59.73	-27.00	-32.73
6535MHz	Pass	7.5G	18G	AV	16.18514G	5.20	-74.26	-74.26	-69.06	-41.20	-27.86
6535MHz	Pass	18G	40G	AV	19.60256G	5.20	-73.04	-73.04	-67.84	-41.20	-26.64
6535MHz	Pass	18G	40G	AV	31.70119G	5.20	-68.79	-68.79	-63.59	-41.20	-22.39
6535MHz	Pass	7.5G	18G	PK	13.06073G	5.20	-54.25	-54.25	-49.05	-7.00	-42.05
6535MHz	Pass	7.5G	18G	PK	15.97383G	5.20	-65.53	-65.53	-60.33	-21.20	-39.13
6535MHz	Pass	18G	40G	PK	19.59363G	5.20	-64.78	-64.78	-59.58	-21.20	-38.38
6535MHz	Pass	18G	40G	PK	39.18325G	5.20	-60.14	-60.14	-54.94	-21.20	-33.74
6715MHz	Pass	7.5G	18G	AV	13.41872G	5.20	-60.71	-60.71	-55.51	-27.00	-28.51
6715MHz	Pass	7.5G	18G	AV	16.16086G	5.20	-74.09	-74.09	-68.89	-41.20	-27.69
6715MHz	Pass	18G	40G	AV	20.13056G	5.20	-74.73	-74.73	-69.53	-41.20	-28.33
6715MHz	Pass	18G	40G	AV	31.73144G	5.20	-68.63	-68.63	-63.43	-41.20	-22.23
6715MHz	Pass	7.5G	18G	PK	13.42134G	5.20	-50.35	-50.35	-45.15	-7.00	-38.15
6715MHz	Pass	18G	40G	PK	20.15119G	5.20	-66.46	-66.46	-61.26	-21.20	-40.06
6715MHz	Pass	18G	40G	PK	38.92269G	5.20	-59.37	-59.37	-54.17	-21.20	-32.97
6855MHz	Pass	7.5G	18G	AV	13.70156G	5.20	-73.60	-73.60	-68.40	-27.00	-41.40
6855MHz	Pass	7.5G	18G	AV	16.1077G	5.20	-74.26	-74.26	-69.06	-41.20	-27.86
6855MHz	Pass	18G	40G	AV	20.55956G	5.20	-72.95	-72.95	-67.75	-41.20	-26.55
6855MHz	Pass	18G	40G	AV	31.72044G	5.20	-68.62	-68.62	-63.42	-41.20	-22.22

Mode	Result	F-Start (Hz)	F-Stop (Hz)	Type	Freq (Hz)	DG (dBi)	P1 (dBm)	Psum (dBm)	EIRP (dBm)	Limit (dBm)	Margin (dB)
6855MHz	Pass	7.5G	18G	PK	13.70386G	5.20	-65.46	-65.46	-60.26	-7.00	-53.26
6855MHz	Pass	7.5G	18G	PK	15.85013G	5.20	-65.51	-65.51	-60.31	-21.20	-39.11
6855MHz	Pass	18G	40G	PK	20.58225G	5.20	-65.58	-65.58	-60.38	-21.20	-39.18
6855MHz	Pass	18G	40G	PK	31.70119G	5.20	-60.20	-60.20	-55.00	-21.20	-33.80
6875MHz Straddle 6.525-6.875GHz	Pass	7.5G	18G	AV	13.74094G	5.20	-73.54	-73.54	-68.34	-27.00	-41.34
6875MHz Straddle 6.525-6.875GHz	Pass	7.5G	18G	AV	16.19827G	5.20	-74.03	-74.03	-68.83	-41.20	-27.63
6875MHz Straddle 6.525-6.875GHz	Pass	18G	40G	AV	20.61113G	5.20	-73.70	-73.70	-68.50	-41.20	-27.30
6875MHz Straddle 6.525-6.875GHz	Pass	18G	40G	AV	38.63463G	5.20	-68.68	-68.68	-63.48	-41.20	-22.28
6875MHz Straddle 6.525-6.875GHz	Pass	7.5G	18G	PK	13.73766G	5.20	-65.07	-65.07	-59.87	-7.00	-52.87
6875MHz Straddle 6.525-6.875GHz	Pass	7.5G	18G	PK	16.07588G	5.20	-65.31	-65.31	-60.11	-21.20	-38.91
6875MHz Straddle 6.525-6.875GHz	Pass	18G	40G	PK	20.61113G	5.20	-64.34	-64.34	-59.14	-21.20	-37.94
6875MHz Straddle 6.525-6.875GHz	Pass	18G	40G	PK	39.09525G	5.20	-59.92	-59.92	-54.72	-21.20	-33.52
6895MHz	Pass	7.5G	18G	AV	13.77998G	5.20	-69.61	-69.61	-64.41	-27.00	-37.41
6895MHz	Pass	7.5G	18G	AV	16.12772G	5.20	-73.56	-73.56	-68.36	-41.20	-27.16
6895MHz	Pass	18G	40G	AV	20.67506G	5.20	-73.60	-73.60	-68.40	-41.20	-27.20
6895MHz	Pass	18G	40G	AV	38.81613G	5.20	-68.79	-68.79	-63.59	-41.20	-22.39
6895MHz	Pass	7.5G	18G	PK	13.77933G	5.20	-58.16	-58.16	-52.96	-7.00	-45.96
6895MHz	Pass	7.5G	18G	PK	15.89573G	5.20	-65.31	-65.31	-60.11	-21.20	-38.91
6895MHz	Pass	18G	40G	PK	20.69706G	5.20	-66.15	-66.15	-60.95	-21.20	-39.75
6895MHz	Pass	18G	40G	PK	39.01619G	5.20	-59.87	-59.87	-54.67	-21.20	-33.47
7015MHz	Pass	7.5G	18G	AV	14.01919G	5.20	-69.50	-69.50	-64.30	-27.00	-37.30
7015MHz	Pass	7.5G	18G	AV	16.17891G	5.20	-74.32	-74.32	-69.12	-41.20	-27.92
7015MHz	Pass	18G	40G	AV	21.05663G	5.20	-72.37	-72.37	-67.17	-41.20	-25.97
7015MHz	Pass	18G	40G	AV	39.18394G	5.20	-68.90	-68.90	-63.70	-41.20	-22.50
7015MHz	Pass	7.5G	18G	PK	14.0205G	5.20	-59.46	-59.46	-54.26	-7.00	-47.26
7015MHz	Pass	7.5G	18G	PK	17.8192G	5.20	-64.30	-64.30	-59.10	-21.20	-37.90
7015MHz	Pass	18G	40G	PK	21.04288G	5.20	-64.69	-64.69	-59.49	-21.20	-38.29
7015MHz	Pass	18G	40G	PK	31.78438G	5.20	-59.03	-59.03	-53.83	-21.20	-32.63
7095MHz	Pass	7.5G	18G	AV	14.18063G	5.20	-74.00	-74.00	-68.80	-27.00	-41.80
7095MHz	Pass	7.5G	18G	AV	16.15331G	5.20	-74.20	-74.20	-69.00	-41.20	-27.80
7095MHz	Pass	18G	40G	AV	21.28075G	5.20	-72.16	-72.16	-66.96	-41.20	-25.76
7095MHz	Pass	18G	40G	AV	38.91238G	5.20	-68.69	-68.69	-63.49	-41.20	-22.29
7095MHz	Pass	7.5G	18G	PK	14.178G	5.20	-66.18	-66.18	-60.98	-7.00	-53.98
7095MHz	Pass	7.5G	18G	PK	17.7165G	5.20	-64.44	-64.44	-59.24	-21.20	-38.04
7095MHz	Pass	18G	40G	PK	21.29931G	5.20	-63.16	-63.16	-57.96	-21.20	-36.76
7095MHz	Pass	18G	40G	PK	38.85188G	5.20	-59.81	-59.81	-54.61	-21.20	-33.41
7115MHz	Pass	7.5G	18G	AV	14.21967G	5.20	-73.36	-73.36	-68.16	-27.00	-41.16
7115MHz	Pass	7.5G	18G	AV	16.11197G	5.20	-74.27	-74.27	-69.07	-41.20	-27.87
7115MHz	Pass	18G	40G	AV	21.35431G	5.20	-71.11	-71.11	-65.91	-41.20	-24.71
7115MHz	Pass	18G	40G	AV	31.73969G	5.20	-68.74	-68.74	-63.54	-41.20	-22.34
7115MHz	Pass	7.5G	18G	PK	14.2177G	5.20	-64.14	-64.14	-58.94	-7.00	-51.94
7115MHz	Pass	7.5G	18G	PK	15.92133G	5.20	-64.68	-64.68	-59.48	-21.20	-38.28

Mode	Result	F-Start (Hz)	F-Stop (Hz)	Type	Freq (Hz)	DG (dBi)	P1 (dBm)	Psum (dBm)	EIRP (dBm)	Limit (dBm)	Margin (dB)
7115MHz	Pass	18G	40G	PK	21.333G	5.20	-62.38	-62.38	-57.18	-21.20	-35.98
7115MHz	Pass	18G	40G	PK	39.24444G	5.20	-60.05	-60.05	-54.85	-21.20	-33.65

DG = Directional Gain ; PX=Port X; Psum=P1+P2+...PX

5.925-6.425GHz_802.11ax HEW20_RU26_Index3_20MHz_Nss1,(MCS0)_1TX **CSE [PK]**

5955MHz

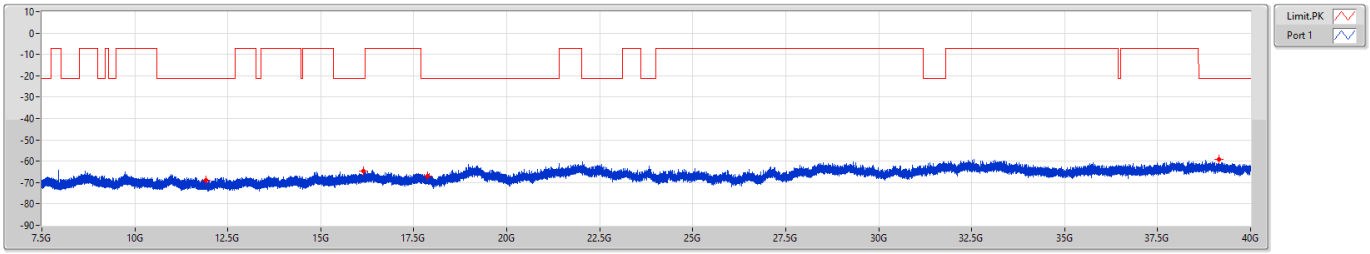

F-Start(Hz)	F-Stop(Hz)	RBW(Hz)	Type	Freq(Hz)	Psum(dBm)	P1(dBm)
7.5G	18G	1M	PK	11.90573G	-68.72	-68.72
7.5G	18G	1M	PK	16.1543G	-64.80	-64.80
7.5G	18G	1M	PK	17.87367G	-67.05	-67.05
18G	40G	1M	PK	39.13788G	-59.20	-59.20

5.925-6.425GHz_802.11ax HEW20_RU26_Index3_20MHz_Nss1,(MCS0)_1TX **CSE [AV]**

5955MHz

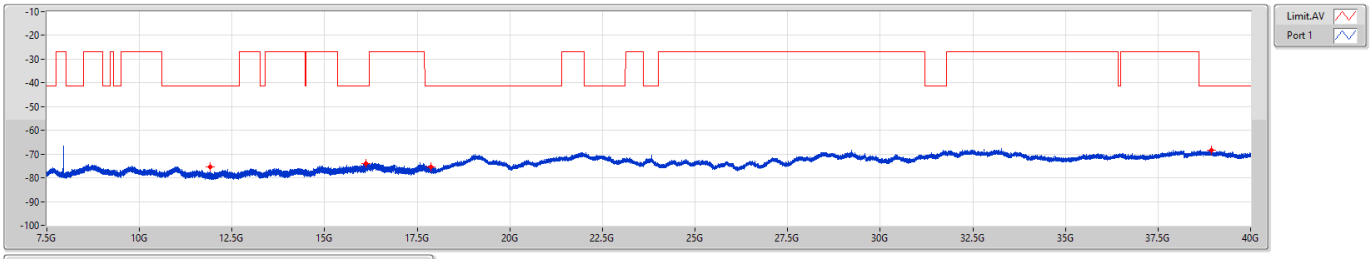

F-Start(Hz)	F-Stop(Hz)	RBW(Hz)	Type	Freq(Hz)	Psum(dBm)	P1(dBm)
7.5G	18G	1M	AV	11.91G	-75.38	-75.38
7.5G	18G	1M	AV	16.11033G	-74.06	-74.06
7.5G	18G	1M	AV	17.85858G	-75.38	-75.38
18G	40G	1M	AV	38.94263G	-68.32	-68.32

5.925-6.425GHz_802.11ax HEW20_RU26_Index3_20MHz_Nss1,(MCS0)_1TX **CSE [PK]**

6175MHz

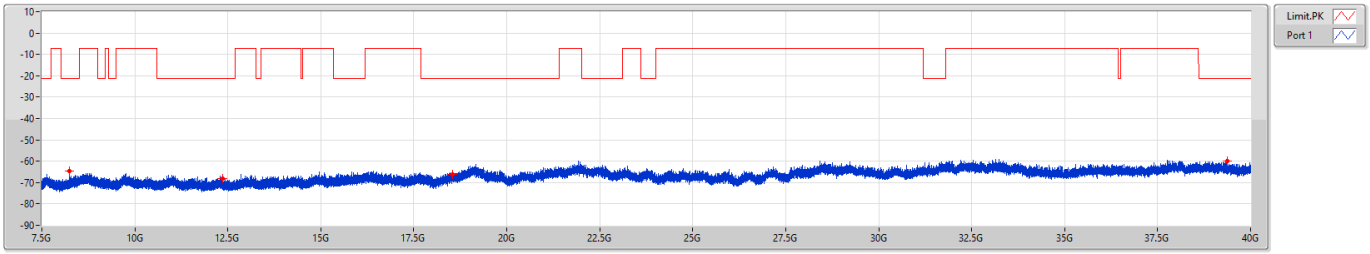

F-Start(Hz)	F-Stop(Hz)	RBW(Hz)	Type	Freq(Hz)	Psum(dBm)	P1(dBm)
7.5G	18G	1M	PK	8.23336G	-64.59	-64.59
7.5G	18G	1M	PK	12.34969G	-68.21	-68.21
18G	40G	1M	PK	18.53213G	-66.11	-66.11
18G	40G	1M	PK	39.36613G	-60.10	-60.10

5.925-6.425GHz_802.11ax HEW20_RU26_Index3_20MHz_Nss1,(MCS0)_1TX **CSE [AV]**

6175MHz

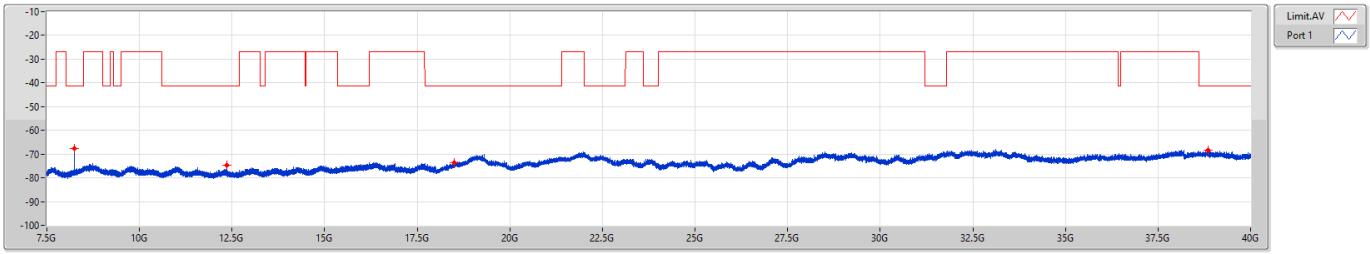

F-Start(Hz)	F-Stop(Hz)	RBW(Hz)	Type	Freq(Hz)	Psum(dBm)	P1(dBm)
7.5G	18G	1M	AV	8.23303G	-67.59	-67.59
7.5G	18G	1M	AV	12.35002G	-74.73	-74.73
18G	40G	1M	AV	18.50738G	-73.51	-73.51
18G	40G	1M	AV	38.85256G	-68.38	-68.38

5.925-6.425GHz_802.11ax HEW20_RU26_Index3_20MHz_Nss1,(MCS0)_1TX **CSE [PK]**

6415MHz

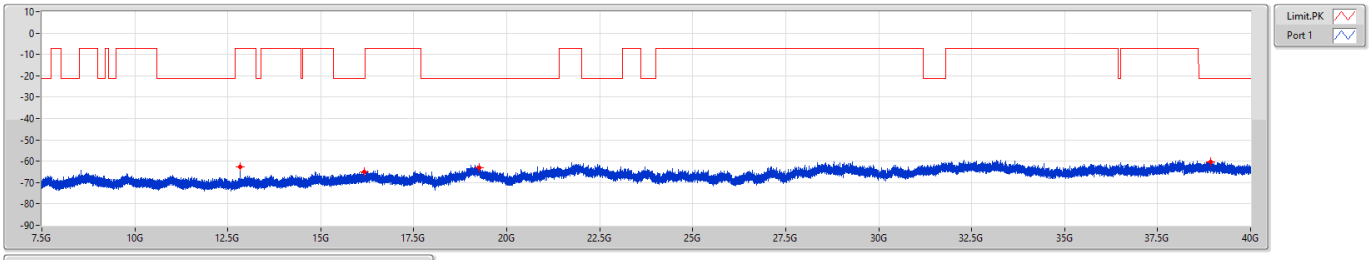

F-Start(Hz)	F-Stop(Hz)	RBW(Hz)	Type	Freq(Hz)	Psum(dBm)	P1(dBm)
7.5G	18G	1M	PK	12.82416G	-62.77	-62.77
7.5G	18G	1M	PK	16.17103G	-64.93	-64.93
18G	40G	1M	PK	19.25056G	-63.11	-63.11
18G	40G	1M	PK	38.92063G	-60.13	-60.13

5.925-6.425GHz_802.11ax HEW20_RU26_Index3_20MHz_Nss1,(MCS0)_1TX **CSE [AV]**

6415MHz

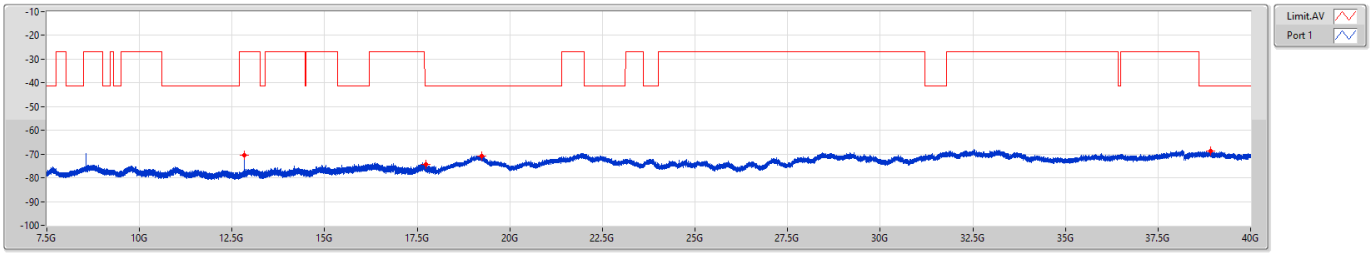

F-Start(Hz)	F-Stop(Hz)	RBW(Hz)	Type	Freq(Hz)	Psum(dBm)	P1(dBm)
7.5G	18G	1M	AV	12.83006G	-70.35	-70.35
7.5G	18G	1M	AV	17.73783G	-74.25	-74.25
18G	40G	1M	AV	19.25056G	-70.77	-70.77
18G	40G	1M	AV	38.911G	-68.73	-68.73

6.425-6.525GHz_802.11ax HEW20_RU26_Index3_20MHz_Nss1,(MCS0)_1TX **CSE [PK]**

6435MHz

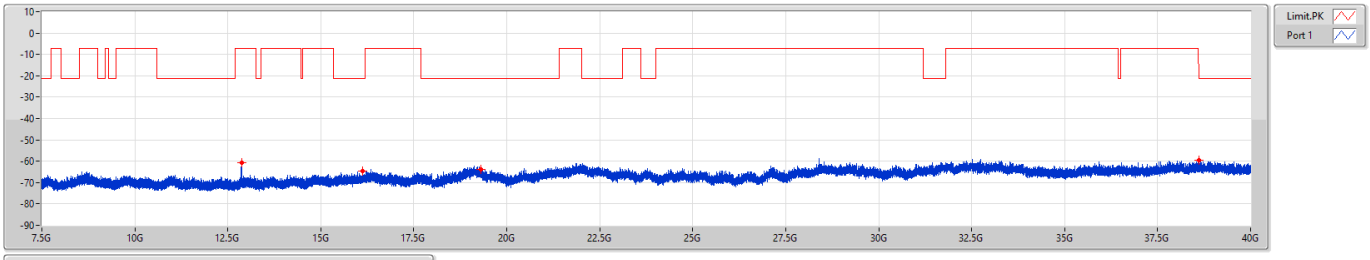

F-Start(Hz)	F-Stop(Hz)	RBW(Hz)	Type	Freq(Hz)	Psum(dBm)	P1(dBm)
7.5G	18G	1M	PK	12.86452G	-60.73	-60.73
7.5G	18G	1M	PK	16.13002G	-64.62	-64.62
18G	40G	1M	PK	19.29663G	-63.86	-63.86
18G	40G	1M	PK	38.61194G	-59.59	-59.59

6.425-6.525GHz_802.11ax HEW20_RU26_Index3_20MHz_Nss1,(MCS0)_1TX **CSE [AV]**

6435MHz

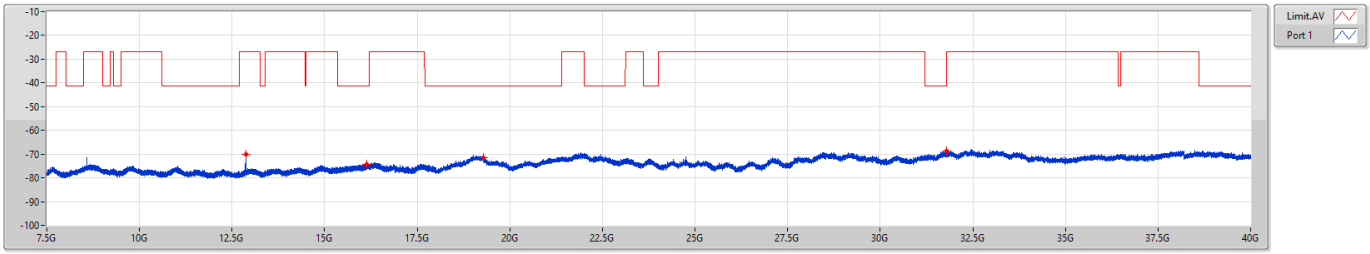

F-Start(Hz)	F-Stop(Hz)	RBW(Hz)	Type	Freq(Hz)	Psum(dBm)	P1(dBm)
7.5G	18G	1M	AV	12.86977G	-70.01	-70.01
7.5G	18G	1M	AV	16.13691G	-74.23	-74.23
18G	40G	1M	AV	19.29594G	-71.64	-71.64
18G	40G	1M	AV	31.78231G	-68.64	-68.64

6.425-6.525GHz_802.11ax HEW20_RU26_Index3_20MHz_Nss1,(MCS0)_1TX **CSE [PK]**

6475MHz

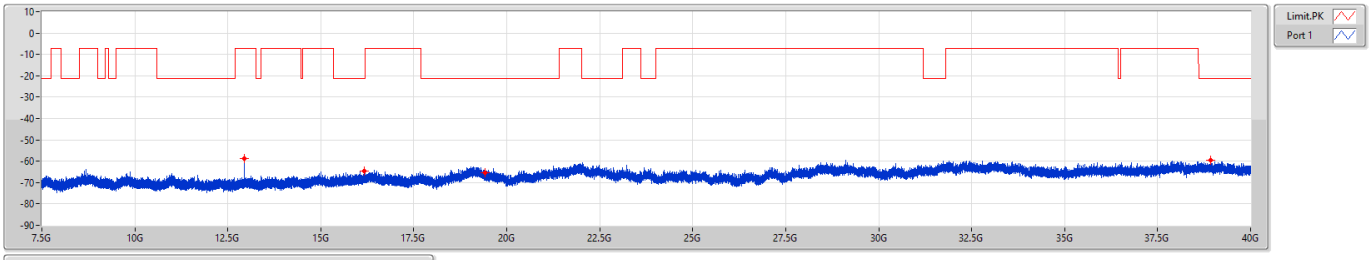

F-Start(Hz)	F-Stop(Hz)	RBW(Hz)	Type	Freq(Hz)	Psum(dBm)	P1(dBm)
7.5G	18G	1M	PK	12.94491G	-58.81	-58.81
7.5G	18G	1M	PK	16.15955G	-64.42	-64.42
18G	40G	1M	PK	19.41488G	-65.46	-65.46
18G	40G	1M	PK	38.9275G	-59.54	-59.54

6.425-6.525GHz_802.11ax HEW20_RU26_Index3_20MHz_Nss1,(MCS0)_1TX **CSE [AV]**

6475MHz

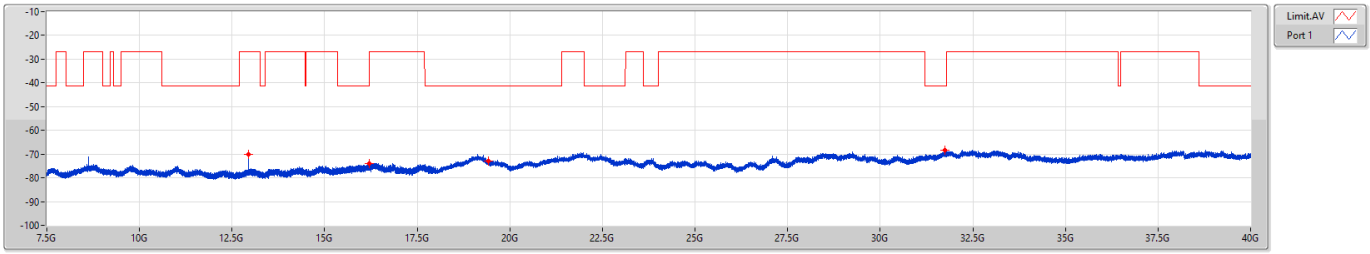

F-Start(Hz)	F-Stop(Hz)	RBW(Hz)	Type	Freq(Hz)	Psum(dBm)	P1(dBm)
7.5G	18G	1M	AV	12.94983G	-70.03	-70.03
7.5G	18G	1M	AV	16.1963G	-74.13	-74.13
18G	40G	1M	AV	19.43069G	-72.89	-72.89
18G	40G	1M	AV	31.73831G	-68.33	-68.33

6.425-6.525GHz_802.11ax HEW20_RU26_Index3_20MHz_Nss1,(MCS0)_1TX **CSE [PK]**

6515MHz

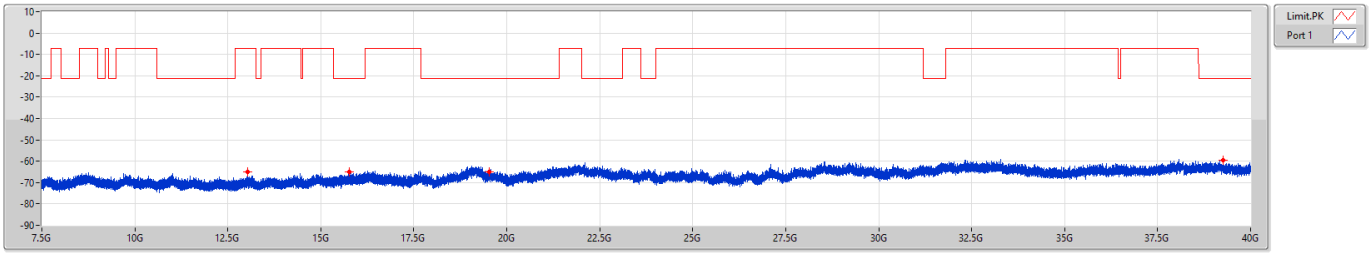

F-Start(Hz)	F-Stop(Hz)	RBW(Hz)	Type	Freq(Hz)	Psum(dBm)	P1(dBm)
7.5G	18G	1M	PK	13.02563G	-65.08	-65.08
7.5G	18G	1M	PK	15.77006G	-65.17	-65.17
18G	40G	1M	PK	19.53175G	-65.19	-65.19
18G	40G	1M	PK	39.25338G	-59.66	-59.66

6.425-6.525GHz_802.11ax HEW20_RU26_Index3_20MHz_Nss1,(MCS0)_1TX **CSE [AV]**

6515MHz

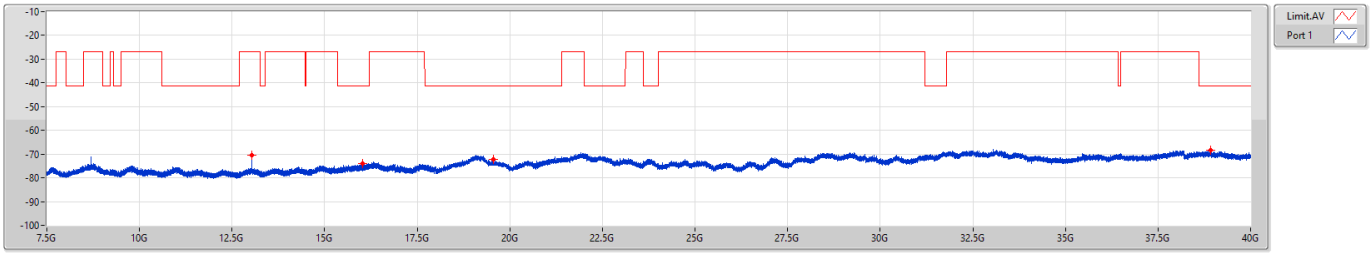

F-Start(Hz)	F-Stop(Hz)	RBW(Hz)	Type	Freq(Hz)	Psum(dBm)	P1(dBm)
7.5G	18G	1M	AV	13.02989G	-70.60	-70.60
7.5G	18G	1M	AV	16.03059G	-73.90	-73.90
18G	40G	1M	AV	19.56269G	-72.38	-72.38
18G	40G	1M	AV	38.911G	-68.47	-68.47

6.525-6.875GHz_802.11ax HEW20_RU26_Index3_20MHz_Nss1,(MCS0)_1TX **CSE [PK]**

6535MHz

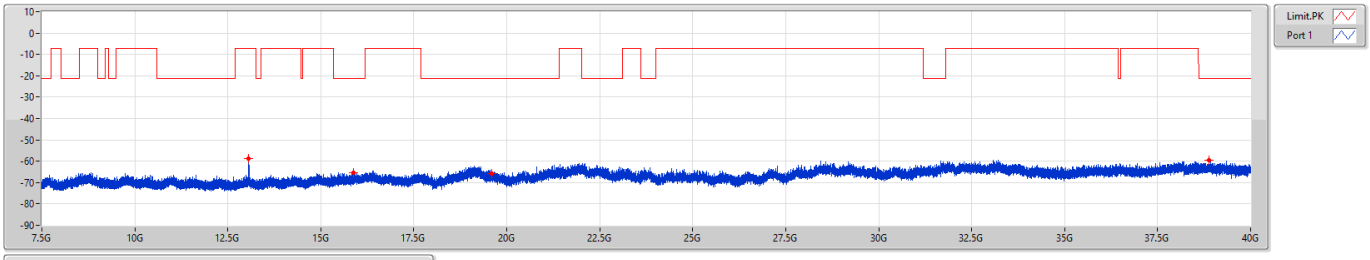

F-Start(Hz)	F-Stop(Hz)	RBW(Hz)	Type	Freq(Hz)	Psum(dBm)	P1(dBm)
7.5G	18G	1M	PK	13.06598G	-58.78	-58.78
7.5G	18G	1M	PK	15.86948G	-65.49	-65.49
18G	40G	1M	PK	19.60119G	-65.85	-65.85
18G	40G	1M	PK	38.88075G	-59.57	-59.57

6.525-6.875GHz_802.11ax HEW20_RU26_Index3_20MHz_Nss1,(MCS0)_1TX **CSE [AV]**

6535MHz

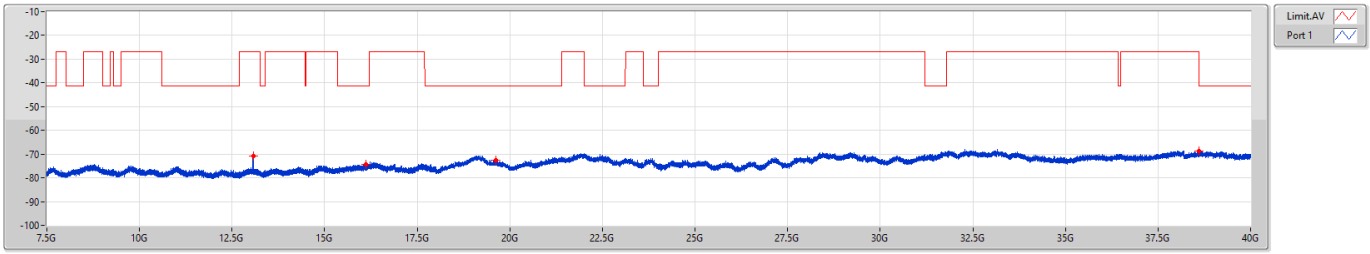

F-Start(Hz)	F-Stop(Hz)	RBW(Hz)	Type	Freq(Hz)	Psum(dBm)	P1(dBm)
7.5G	18G	1M	AV	13.06992G	-70.77	-70.77
7.5G	18G	1M	AV	16.11131G	-74.29	-74.29
18G	40G	1M	AV	19.61838G	-72.46	-72.46
18G	40G	1M	AV	38.603G	-68.80	-68.80

6.525-6.875GHz_802.11ax HEW20_RU26_Index3_20MHz_Nss1,(MCS0)_1TX **CSE [PK]**

6715MHz

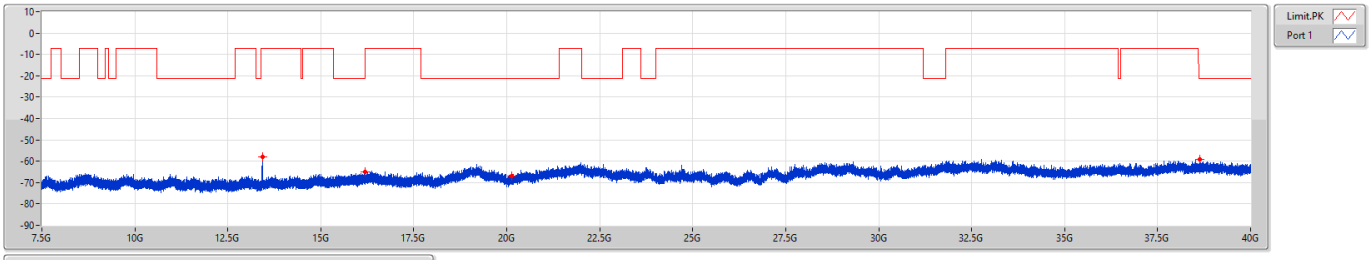

F-Start(Hz)	F-Stop(Hz)	RBW(Hz)	Type	Freq(Hz)	Psum(dBm)	P1(dBm)
7.5G	18G	1M	PK	13.42627G	-58.13	-58.13
7.5G	18G	1M	PK	16.19663G	-65.16	-65.16
18G	40G	1M	PK	20.14019G	-66.90	-66.90
18G	40G	1M	PK	38.63944G	-59.31	-59.31

6.525-6.875GHz_802.11ax HEW20_RU26_Index3_20MHz_Nss1,(MCS0)_1TX **CSE [AV]**

6715MHz

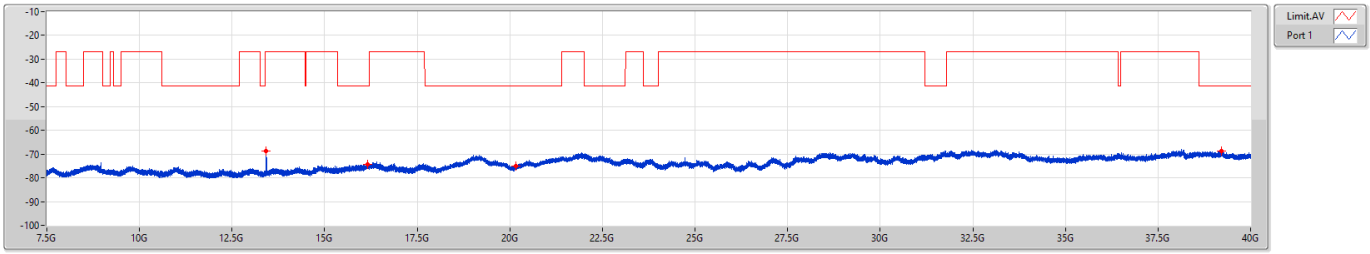

F-Start(Hz)	F-Stop(Hz)	RBW(Hz)	Type	Freq(Hz)	Psum(dBm)	P1(dBm)
7.5G	18G	1M	AV	13.42528G	-68.75	-68.75
7.5G	18G	1M	AV	16.1543G	-74.38	-74.38
18G	40G	1M	AV	20.15256G	-74.97	-74.97
18G	40G	1M	AV	39.22175G	-68.63	-68.63

6.525-6.875GHz_802.11ax HEW20_RU26_Index3_20MHz_Nss1,(MCS0)_1TX **CSE [PK]**

6855MHz

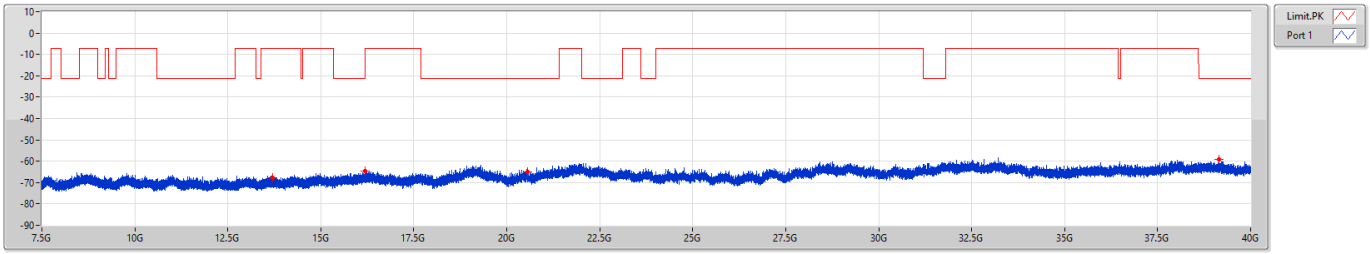

F-Start(Hz)	F-Stop(Hz)	RBW(Hz)	Type	Freq(Hz)	Psum(dBm)	P1(dBm)
7.5G	18G	1M	PK	13.70484G	-67.59	-67.59
7.5G	18G	1M	PK	16.18514G	-64.61	-64.61
18G	40G	1M	PK	20.56438G	-65.12	-65.12
18G	40G	1M	PK	39.15781G	-59.09	-59.09

6.525-6.875GHz_802.11ax HEW20_RU26_Index3_20MHz_Nss1,(MCS0)_1TX **CSE [AV]**

6855MHz

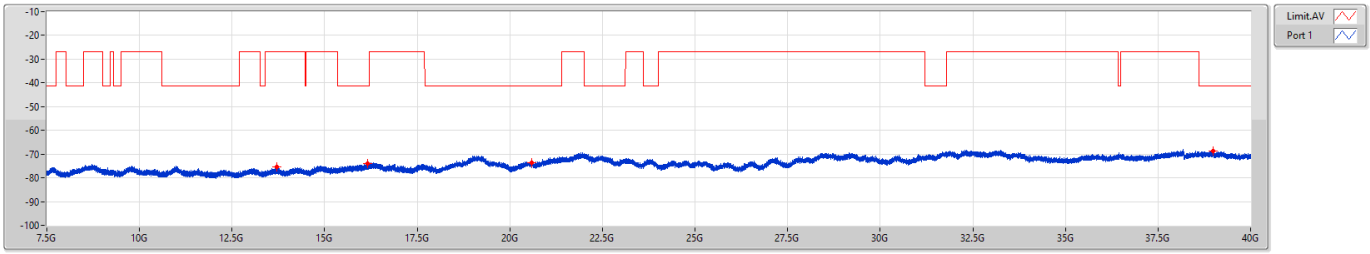

F-Start(Hz)	F-Stop(Hz)	RBW(Hz)	Type	Freq(Hz)	Psum(dBm)	P1(dBm)
7.5G	18G	1M	AV	13.70977G	-75.34	-75.34
7.5G	18G	1M	AV	16.16578G	-73.90	-73.90
18G	40G	1M	AV	20.58088G	-73.78	-73.78
18G	40G	1M	AV	38.97769G	-68.55	-68.55

6.525-6.875GHz_802.11ax HEW20_RU26_Index3_20MHz_Nss1,(MCS0)_1TX **CSE [PK]**

6875MHz Straddle 6.525-6.875GHz

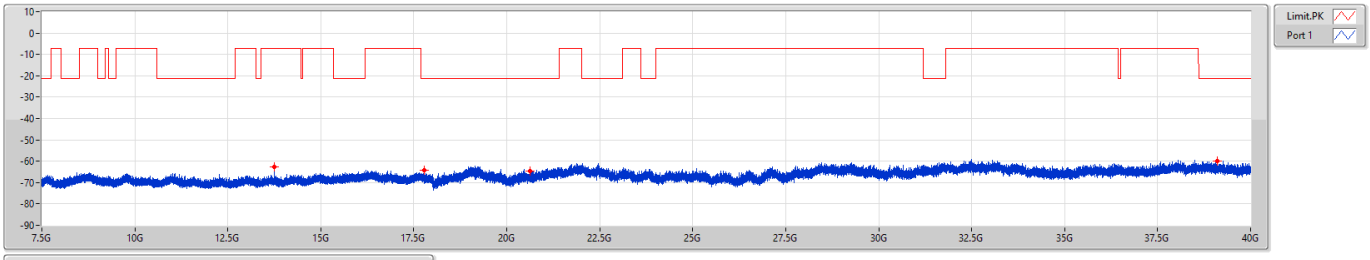

F-Start(Hz)	F-Stop(Hz)	RBW(Hz)	Type	Freq(Hz)	Psum(dBm)	P1(dBm)
7.5G	18G	1M	PK	13.74586G	-62.81	-62.81
7.5G	18G	1M	PK	17.77556G	-64.22	-64.22
18G	40G	1M	PK	20.61938G	-64.73	-64.73
18G	40G	1M	PK	39.11519G	-59.99	-59.99

6.525-6.875GHz_802.11ax HEW20_RU26_Index3_20MHz_Nss1,(MCS0)_1TX **CSE [AV]**

6875MHz Straddle 6.525-6.875GHz

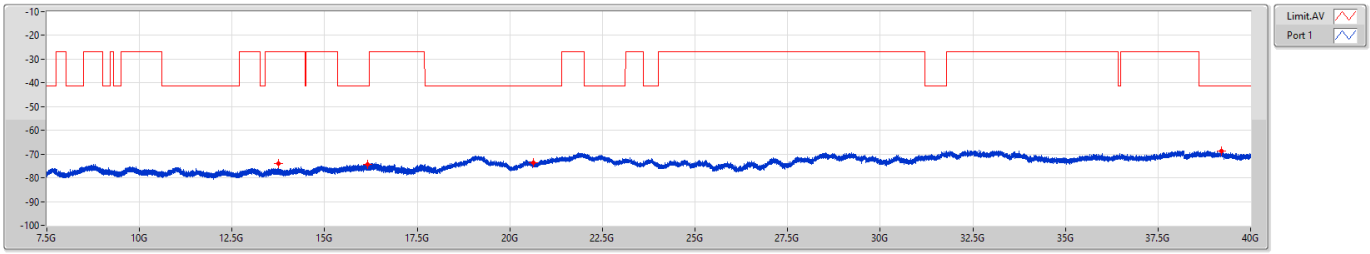

F-Start(Hz)	F-Stop(Hz)	RBW(Hz)	Type	Freq(Hz)	Psum(dBm)	P1(dBm)
7.5G	18G	1M	AV	13.7498G	-74.13	-74.13
7.5G	18G	1M	AV	16.1648G	-74.21	-74.21
18G	40G	1M	AV	20.63794G	-73.50	-73.50
18G	40G	1M	AV	39.20456G	-68.65	-68.65

6.875-7.125GHz_802.11ax HEW20_RU26_Index3_20MHz_Nss1,(MCS0)_1TX **CSE [PK]**

6895MHz

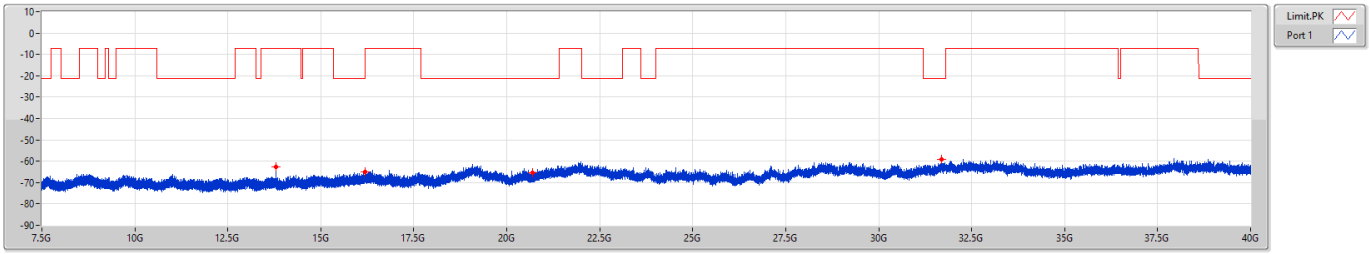

F-Start(Hz)	F-Stop(Hz)	RBW(Hz)	Type	Freq(Hz)	Psum(dBm)	P1(dBm)
7.5G	18G	1M	PK	13.78622G	-62.81	-62.81
7.5G	18G	1M	PK	16.19039G	-65.13	-65.13
18G	40G	1M	PK	20.68606G	-65.43	-65.43
18G	40G	1M	PK	31.69363G	-59.14	-59.14

6.875-7.125GHz_802.11ax HEW20_RU26_Index3_20MHz_Nss1,(MCS0)_1TX **CSE [AV]**

6895MHz

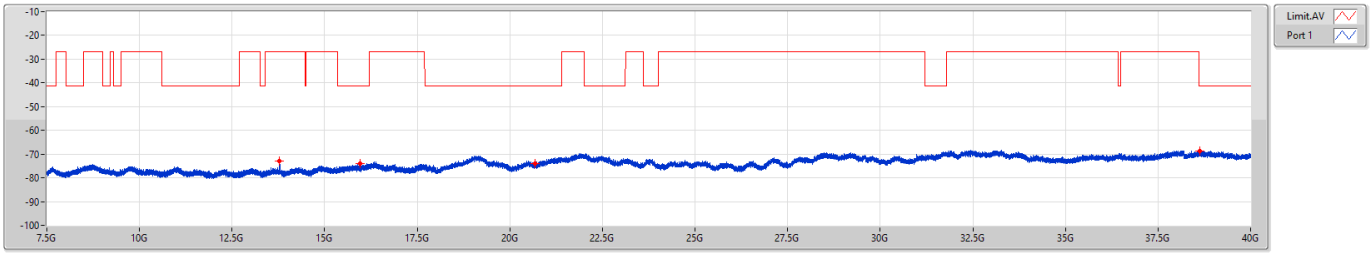

F-Start(Hz)	F-Stop(Hz)	RBW(Hz)	Type	Freq(Hz)	Psum(dBm)	P1(dBm)
7.5G	18G	1M	AV	13.78491G	-72.84	-72.84
7.5G	18G	1M	AV	15.96563G	-74.00	-74.00
18G	40G	1M	AV	20.67781G	-74.03	-74.03
18G	40G	1M	AV	38.62569G	-68.76	-68.76

6.875-7.125GHz_802.11ax HEW20_RU26_Index3_20MHz_Nss1,(MCS0)_1TX **CSE [PK]**

7015MHz

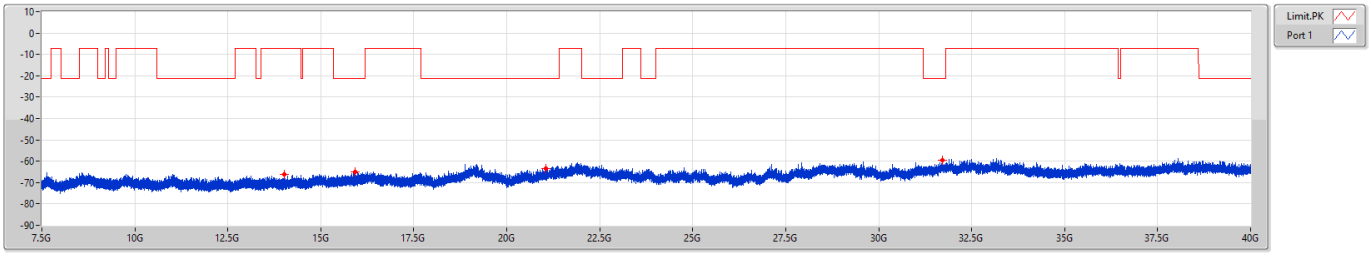

F-Start(Hz)	F-Stop(Hz)	RBW(Hz)	Type	Freq(Hz)	Psum(dBm)	P1(dBm)
7.5G	18G	1M	PK	14.02542G	-66.01	-66.01
7.5G	18G	1M	PK	15.92264G	-64.87	-64.87
18G	40G	1M	PK	21.05663G	-63.33	-63.33
18G	40G	1M	PK	31.7115G	-59.35	-59.35

6.875-7.125GHz_802.11ax HEW20_RU26_Index3_20MHz_Nss1,(MCS0)_1TX **CSE [AV]**

7015MHz

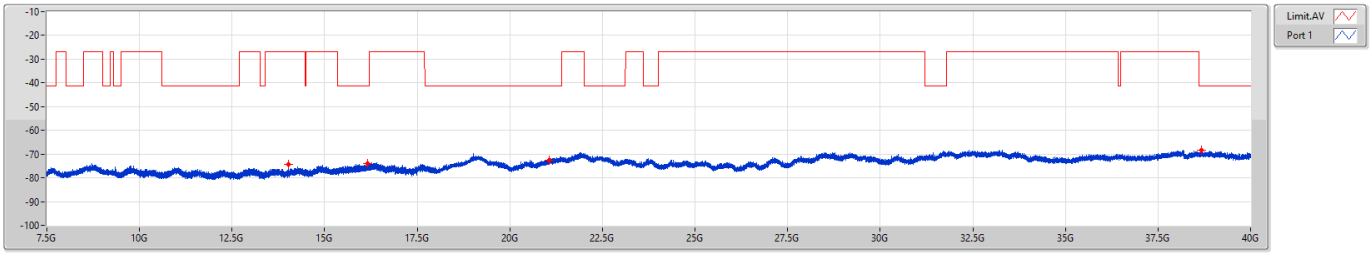

F-Start(Hz)	F-Stop(Hz)	RBW(Hz)	Type	Freq(Hz)	Psum(dBm)	P1(dBm)
7.5G	18G	1M	AV	14.02477G	-74.43	-74.43
7.5G	18G	1M	AV	16.16873G	-73.98	-73.98
18G	40G	1M	AV	21.06006G	-72.69	-72.69
18G	40G	1M	AV	38.68275G	-68.53	-68.53

6.875-7.125GHz_802.11ax HEW20_RU26_Index3_20MHz_Nss1,(MCS0)_1TX **CSE [PK]**

7095MHz

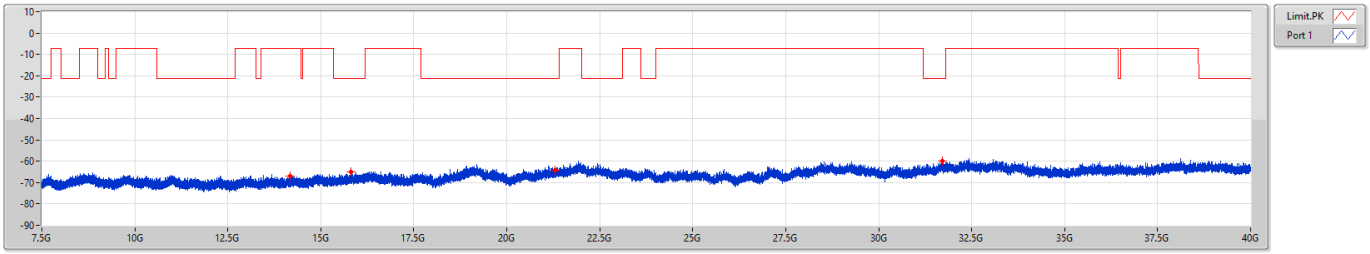

F-Start(Hz)	F-Stop(Hz)	RBW(Hz)	Type	Freq(Hz)	Psum(dBm)	P1(dBm)
7.5G	18G	1M	PK	14.18095G	-66.98	-66.98
7.5G	18G	1M	PK	15.81534G	-65.08	-65.08
18G	40G	1M	PK	21.29931G	-64.17	-64.17
18G	40G	1M	PK	31.717G	-59.92	-59.92

6.875-7.125GHz_802.11ax HEW20_RU26_Index3_20MHz_Nss1,(MCS0)_1TX **CSE [AV]**

7095MHz

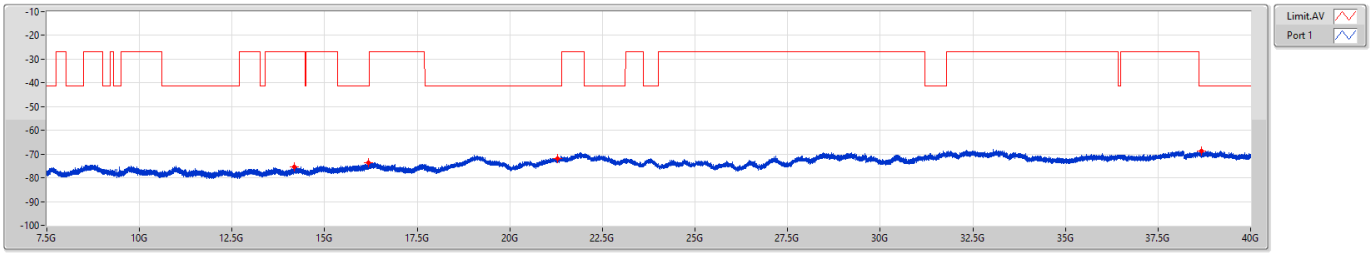

F-Start(Hz)	F-Stop(Hz)	RBW(Hz)	Type	Freq(Hz)	Psum(dBm)	P1(dBm)
7.5G	18G	1M	AV	14.18981G	-75.23	-75.23
7.5G	18G	1M	AV	16.18153G	-73.62	-73.62
18G	40G	1M	AV	21.29588G	-72.00	-72.00
18G	40G	1M	AV	38.6745G	-68.63	-68.63

6.875-7.125GHz_802.11ax HEW20_RU26_Index3_20MHz_Nss1,(MCS0)_1TX **CSE [PK]**

7115MHz

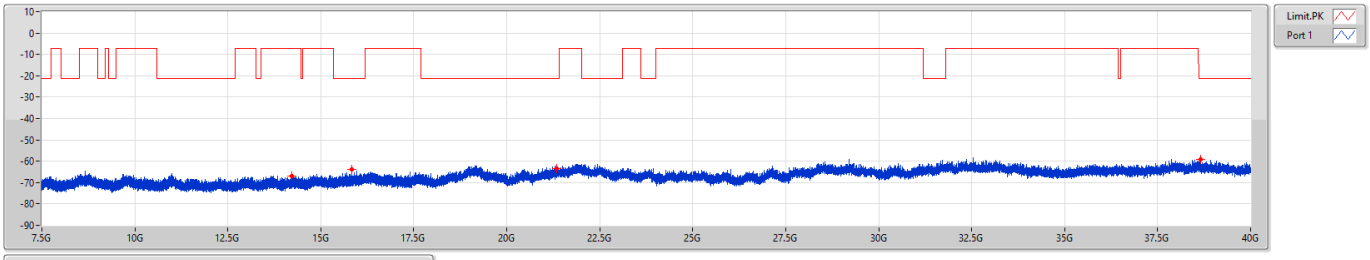

F-Start(Hz)	F-Stop(Hz)	RBW(Hz)	Type	Freq(Hz)	Psum(dBm)	P1(dBm)
7.5G	18G	1M	PK	14.22525G	-66.87	-66.87
7.5G	18G	1M	PK	15.84225G	-63.83	-63.83
18G	40G	1M	PK	21.34606G	-63.38	-63.38
18G	40G	1M	PK	38.64563G	-59.27	-59.27

6.875-7.125GHz_802.11ax HEW20_RU26_Index3_20MHz_Nss1,(MCS0)_1TX **CSE [AV]**

7115MHz

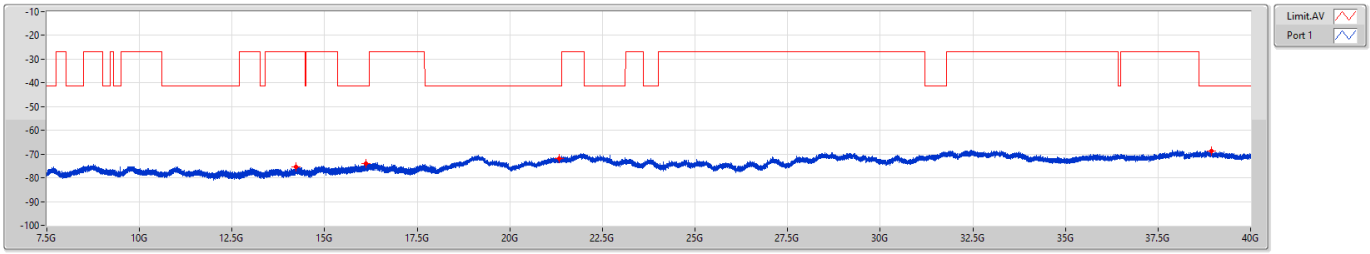

F-Start(Hz)	F-Stop(Hz)	RBW(Hz)	Type	Freq(Hz)	Psum(dBm)	P1(dBm)
7.5G	18G	1M	AV	14.23017G	-75.26	-75.26
7.5G	18G	1M	AV	16.12116G	-74.12	-74.12
18G	40G	1M	AV	21.33438G	-71.73	-71.73
18G	40G	1M	AV	38.93231G	-68.60	-68.60

5.925-6.425GHz_802.11ax HEW20_RU52_Index38_20MHz_Nss1,(MCS0)_1TX **CSE [PK]**

5955MHz

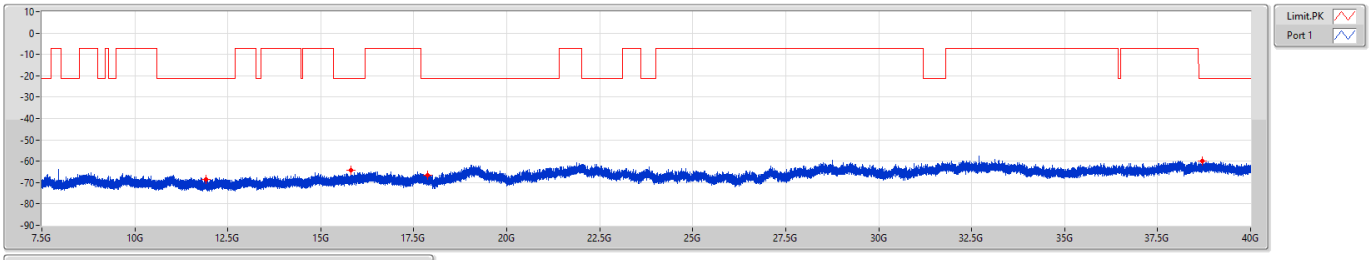

F-Start(Hz)	F-Stop(Hz)	RBW(Hz)	Type	Freq(Hz)	Psum(dBm)	P1(dBm)
7.5G	18G	1M	PK	11.90377G	-68.57	-68.57
7.5G	18G	1M	PK	15.80386G	-64.34	-64.34
7.5G	18G	1M	PK	17.86809G	-66.53	-66.53
18G	40G	1M	PK	38.69238G	-60.11	-60.11

5.925-6.425GHz_802.11ax HEW20_RU52_Index38_20MHz_Nss1,(MCS0)_1TX **CSE [AV]**

5955MHz

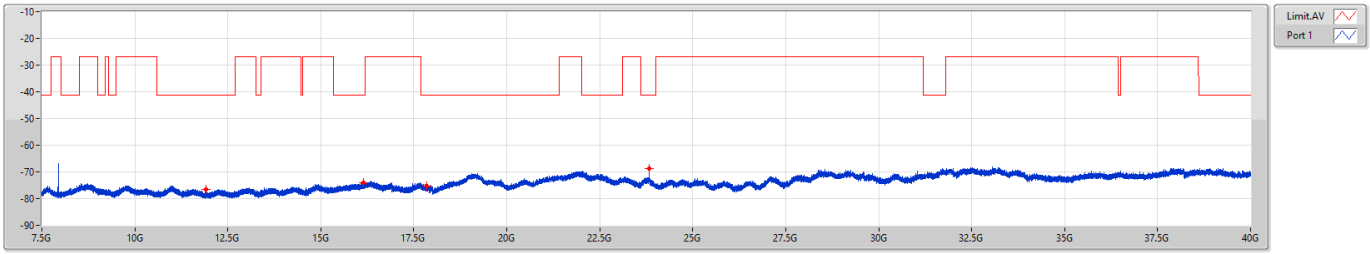

F-Start(Hz)	F-Stop(Hz)	RBW(Hz)	Type	Freq(Hz)	Psum(dBm)	P1(dBm)
7.5G	18G	1M	AV	11.90967G	-76.47	-76.47
7.5G	18G	1M	AV	16.13625G	-74.02	-74.02
7.5G	18G	1M	AV	17.85464G	-75.21	-75.21
18G	40G	1M	AV	23.81969G	-68.69	-68.69

5.925-6.425GHz_802.11ax HEW20_RU52_Index38_20MHz_Nss1,(MCS0)_1TX **CSE [PK]**

6175MHz

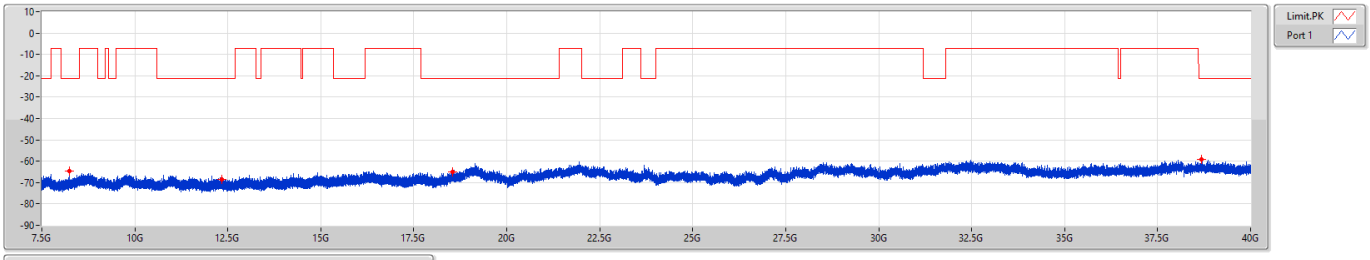

F-Start(Hz)	F-Stop(Hz)	RBW(Hz)	Type	Freq(Hz)	Psum(dBm)	P1(dBm)
7.5G	18G	1M	PK	8.23336G	-64.71	-64.71
7.5G	18G	1M	PK	12.34509G	-68.58	-68.58
18G	40G	1M	PK	18.54175G	-64.98	-64.98
18G	40G	1M	PK	38.68481G	-59.10	-59.10

5.925-6.425GHz_802.11ax HEW20_RU52_Index38_20MHz_Nss1,(MCS0)_1TX **CSE [AV]**

6175MHz

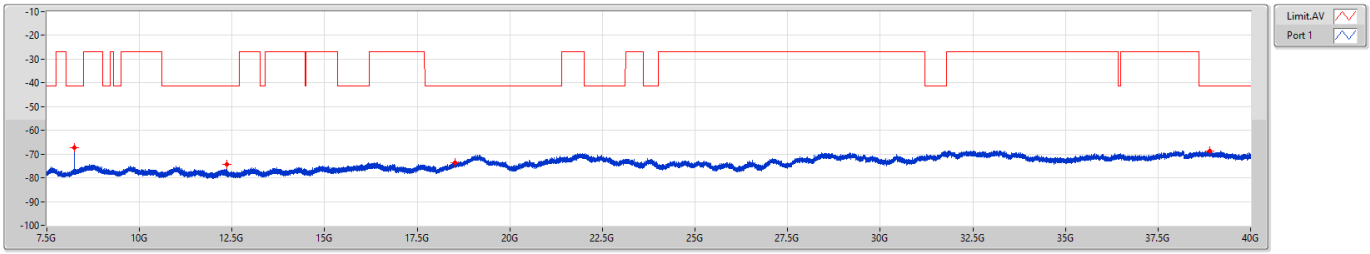

F-Start(Hz)	F-Stop(Hz)	RBW(Hz)	Type	Freq(Hz)	Psum(dBm)	P1(dBm)
7.5G	18G	1M	AV	8.23336G	-67.20	-67.20
7.5G	18G	1M	AV	12.35002G	-74.46	-74.46
18G	40G	1M	AV	18.52456G	-73.73	-73.73
18G	40G	1M	AV	38.89175G	-68.62	-68.62

5.925-6.425GHz_802.11ax HEW20_RU52_Index38_20MHz_Nss1,(MCS0)_1TX **CSE [PK]**

6415MHz

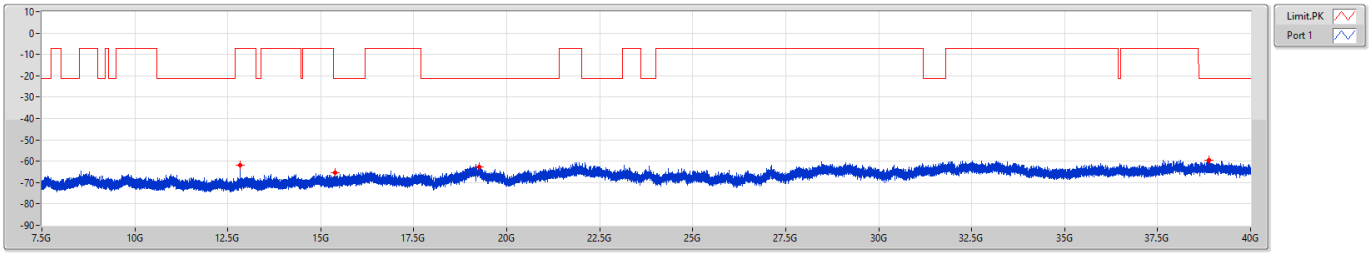

F-Start(Hz)	F-Stop(Hz)	RBW(Hz)	Type	Freq(Hz)	Psum(dBm)	P1(dBm)
7.5G	18G	1M	PK	12.82219G	-61.73	-61.73
7.5G	18G	1M	PK	15.37303G	-65.28	-65.28
18G	40G	1M	PK	19.25881G	-62.59	-62.59
18G	40G	1M	PK	38.8725G	-59.49	-59.49

5.925-6.425GHz_802.11ax HEW20_RU52_Index38_20MHz_Nss1,(MCS0)_1TX **CSE [AV]**

6415MHz

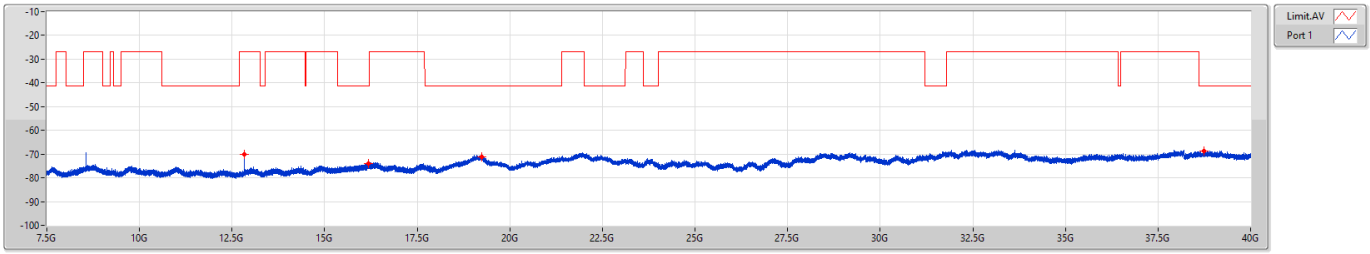

F-Start(Hz)	F-Stop(Hz)	RBW(Hz)	Type	Freq(Hz)	Psum(dBm)	P1(dBm)
7.5G	18G	1M	AV	12.82973G	-70.10	-70.10
7.5G	18G	1M	AV	16.17431G	-73.96	-73.96
18G	40G	1M	AV	19.24094G	-71.28	-71.28
18G	40G	1M	AV	38.73019G	-68.66	-68.66

6.425-6.525GHz_802.11ax HEW20_RU52_Index38_20MHz_Nss1,(MCS0)_1TX **CSE [PK]**

6435MHz

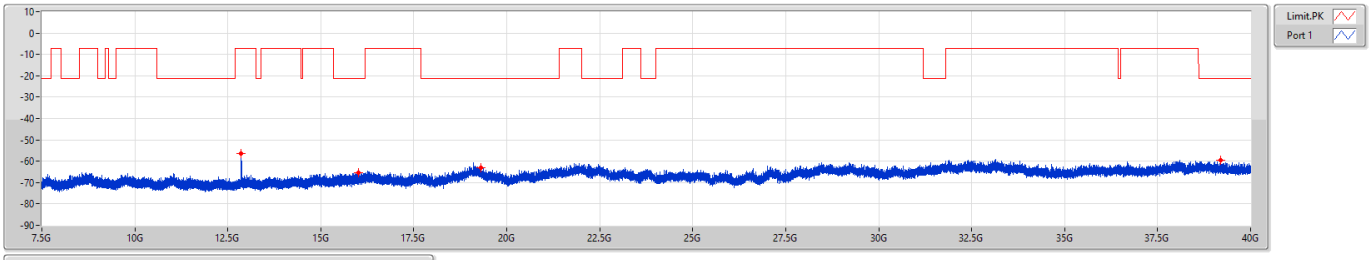

F-Start(Hz)	F-Stop(Hz)	RBW(Hz)	Type	Freq(Hz)	Psum(dBm)	P1(dBm)
7.5G	18G	1M	PK	12.86255G	-56.27	-56.27
7.5G	18G	1M	PK	16.01517G	-65.43	-65.43
18G	40G	1M	PK	19.29388G	-63.12	-63.12
18G	40G	1M	PK	39.2025G	-59.71	-59.71

6.425-6.525GHz_802.11ax HEW20_RU52_Index38_20MHz_Nss1,(MCS0)_1TX **CSE [AV]**

6435MHz

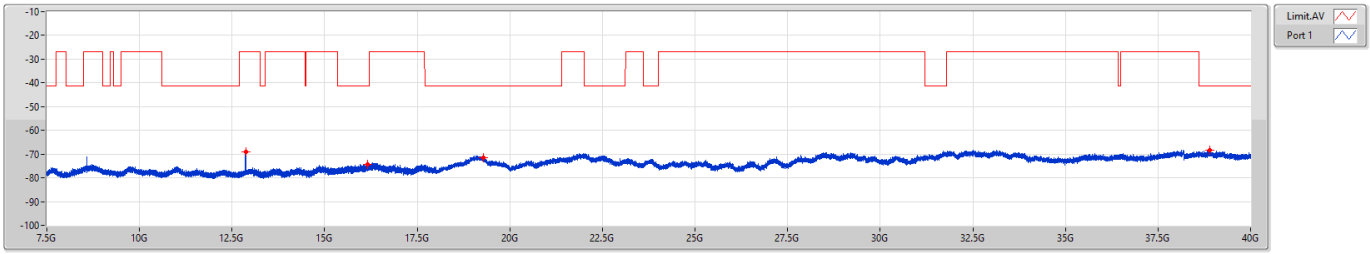

F-Start(Hz)	F-Stop(Hz)	RBW(Hz)	Type	Freq(Hz)	Psum(dBm)	P1(dBm)
7.5G	18G	1M	AV	12.86452G	-69.04	-69.04
7.5G	18G	1M	AV	16.15758G	-74.27	-74.27
18G	40G	1M	AV	19.28769G	-71.53	-71.53
18G	40G	1M	AV	38.89381G	-68.52	-68.52

6.425-6.525GHz_802.11ax HEW20_RU52_Index38_20MHz_Nss1,(MCS0)_1TX **CSE [PK]**

6475MHz

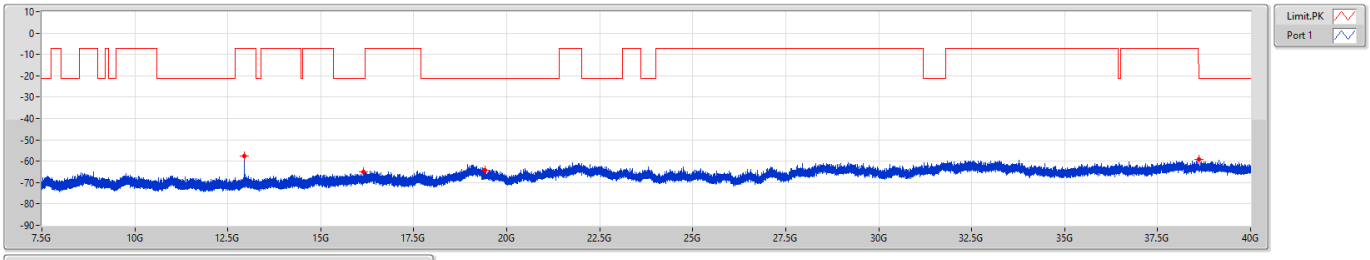

F-Start(Hz)	F-Stop(Hz)	RBW(Hz)	Type	Freq(Hz)	Psum(dBm)	P1(dBm)
7.5G	18G	1M	PK	12.94228G	-57.69	-57.69
7.5G	18G	1M	PK	16.15364G	-65.08	-65.08
18G	40G	1M	PK	19.41556G	-64.34	-64.34
18G	40G	1M	PK	38.61263G	-59.19	-59.19

6.425-6.525GHz_802.11ax HEW20_RU52_Index38_20MHz_Nss1,(MCS0)_1TX **CSE [AV]**

6475MHz

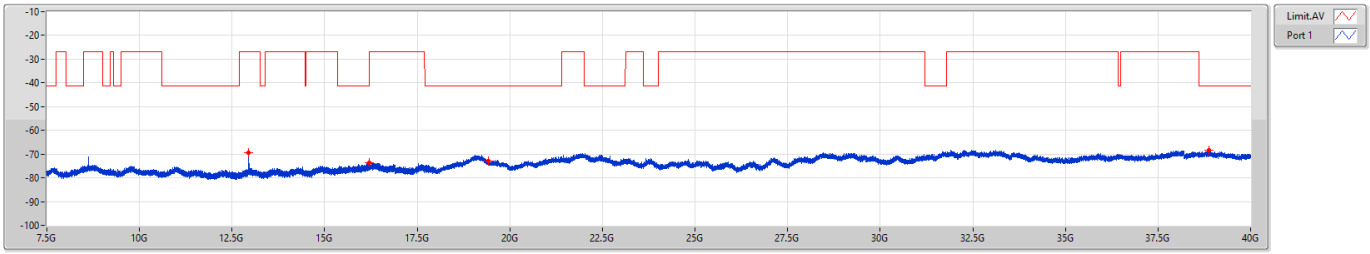

F-Start(Hz)	F-Stop(Hz)	RBW(Hz)	Type	Freq(Hz)	Psum(dBm)	P1(dBm)
7.5G	18G	1M	AV	12.94359G	-69.53	-69.53
7.5G	18G	1M	AV	16.19695G	-73.71	-73.71
18G	40G	1M	AV	19.41556G	-72.85	-72.85
18G	40G	1M	AV	38.8725G	-68.32	-68.32

6.425-6.525GHz_802.11ax HEW20_RU52_Index38_20MHz_Nss1,(MCS0)_1TX **CSE [PK]**

6515MHz

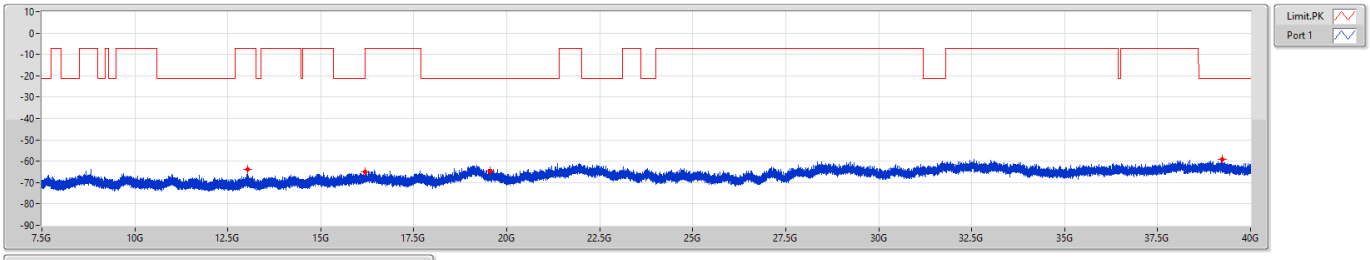

F-Start(Hz)	F-Stop(Hz)	RBW(Hz)	Type	Freq(Hz)	Psum(dBm)	P1(dBm)
7.5G	18G	1M	PK	13.02398G	-63.75	-63.75
7.5G	18G	1M	PK	16.19761G	-65.06	-65.06
18G	40G	1M	PK	19.56131G	-64.76	-64.76
18G	40G	1M	PK	39.22794G	-59.30	-59.30

6.425-6.525GHz_802.11ax HEW20_RU52_Index38_20MHz_Nss1,(MCS0)_1TX **CSE [AV]**

6515MHz

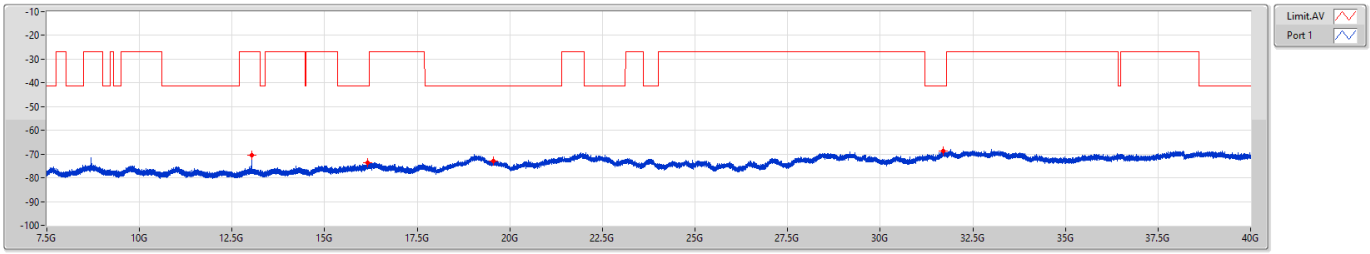

F-Start(Hz)	F-Stop(Hz)	RBW(Hz)	Type	Freq(Hz)	Psum(dBm)	P1(dBm)
7.5G	18G	1M	AV	13.02989G	-70.45	-70.45
7.5G	18G	1M	AV	16.16578G	-73.55	-73.55
18G	40G	1M	AV	19.5565G	-73.04	-73.04
18G	40G	1M	AV	31.70256G	-68.56	-68.56

6.525-6.875GHz_802.11ax HEW20_RU52_Index38_20MHz_Nss1,(MCS0)_1TX **CSE [PK]**

6535MHz

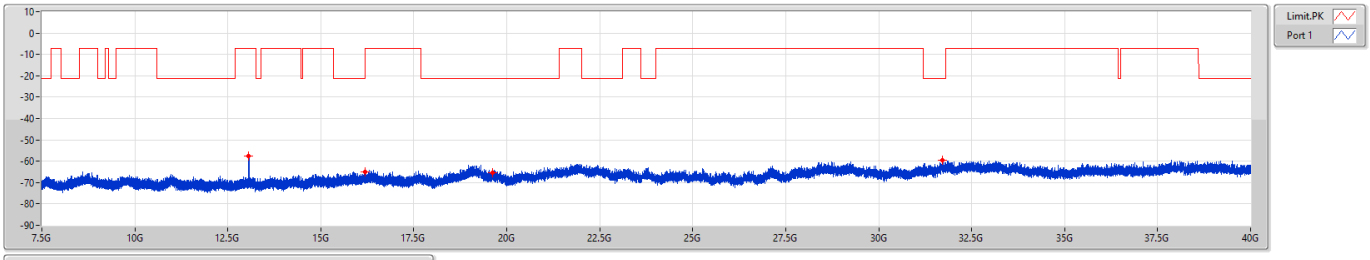

F-Start(Hz)	F-Stop(Hz)	RBW(Hz)	Type	Freq(Hz)	Psum(dBm)	P1(dBm)
7.5G	18G	1M	PK	13.06369G	-57.52	-57.52
7.5G	18G	1M	PK	16.18055G	-65.10	-65.10
18G	40G	1M	PK	19.60669G	-65.30	-65.30
18G	40G	1M	PK	31.70394G	-59.61	-59.61

6.525-6.875GHz_802.11ax HEW20_RU52_Index38_20MHz_Nss1,(MCS0)_1TX **CSE [AV]**

6535MHz

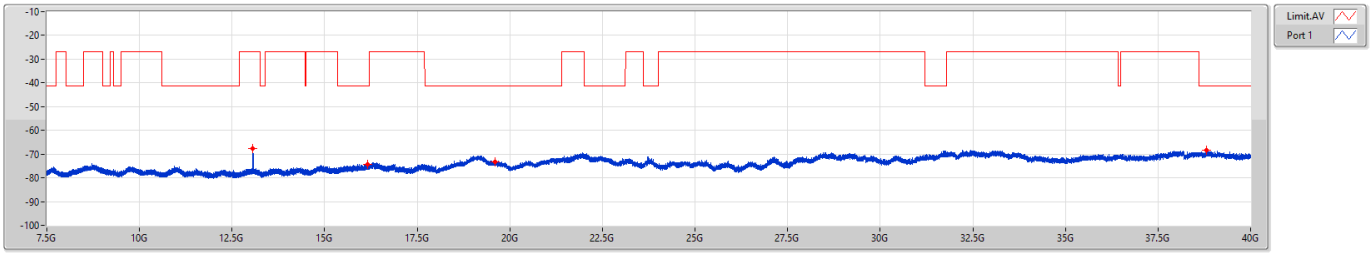

F-Start(Hz)	F-Stop(Hz)	RBW(Hz)	Type	Freq(Hz)	Psum(dBm)	P1(dBm)
7.5G	18G	1M	AV	13.06402G	-67.74	-67.74
7.5G	18G	1M	AV	16.16677G	-74.19	-74.19
18G	40G	1M	AV	19.606G	-73.24	-73.24
18G	40G	1M	AV	38.80994G	-68.53	-68.53

6.525-6.875GHz_802.11ax HEW20_RU52_Index38_20MHz_Nss1,(MCS0)_1TX **CSE [PK]**

6715MHz

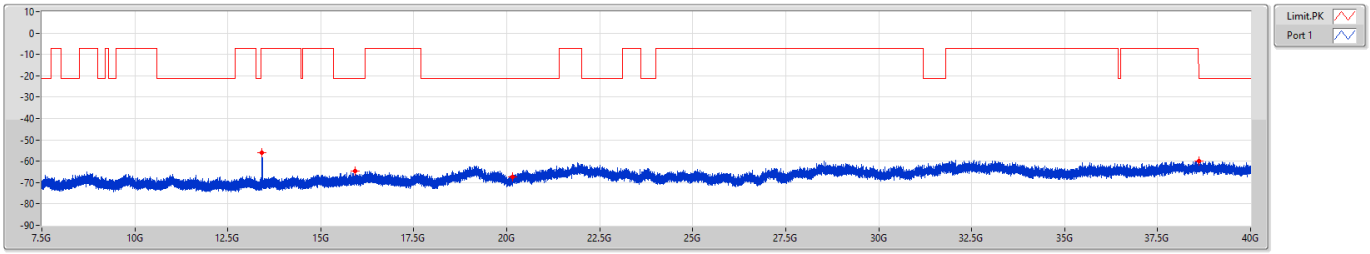

F-Start(Hz)	F-Stop(Hz)	RBW(Hz)	Type	Freq(Hz)	Psum(dBm)	P1(dBm)
7.5G	18G	1M	PK	13.42397G	-55.91	-55.91
7.5G	18G	1M	PK	15.92625G	-64.68	-64.68
18G	40G	1M	PK	20.16288G	-67.18	-67.18
18G	40G	1M	PK	38.61813G	-60.05	-60.05

6.525-6.875GHz_802.11ax HEW20_RU52_Index38_20MHz_Nss1,(MCS0)_1TX **CSE [AV]**

6715MHz

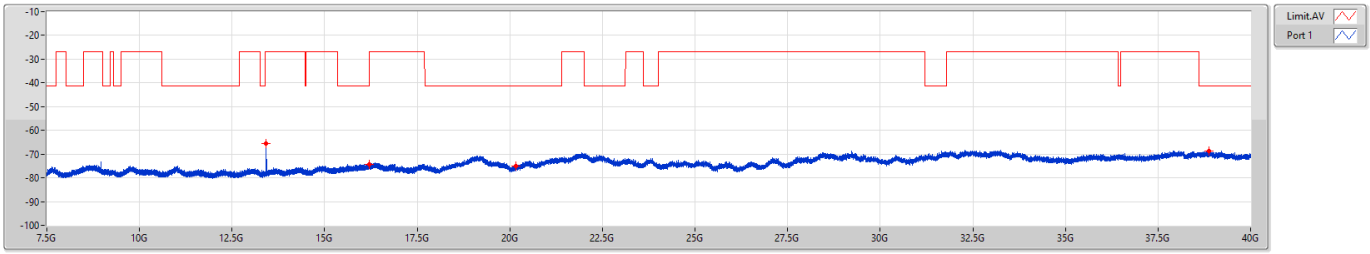

F-Start(Hz)	F-Stop(Hz)	RBW(Hz)	Type	Freq(Hz)	Psum(dBm)	P1(dBm)
7.5G	18G	1M	AV	13.42364G	-65.55	-65.55
7.5G	18G	1M	AV	16.19498G	-74.18	-74.18
18G	40G	1M	AV	20.15394G	-75.05	-75.05
18G	40G	1M	AV	38.8725G	-68.65	-68.65

6.525-6.875GHz_802.11ax HEW20_RU52_Index38_20MHz_Nss1,(MCS0)_1TX **CSE [PK]**

6855MHz

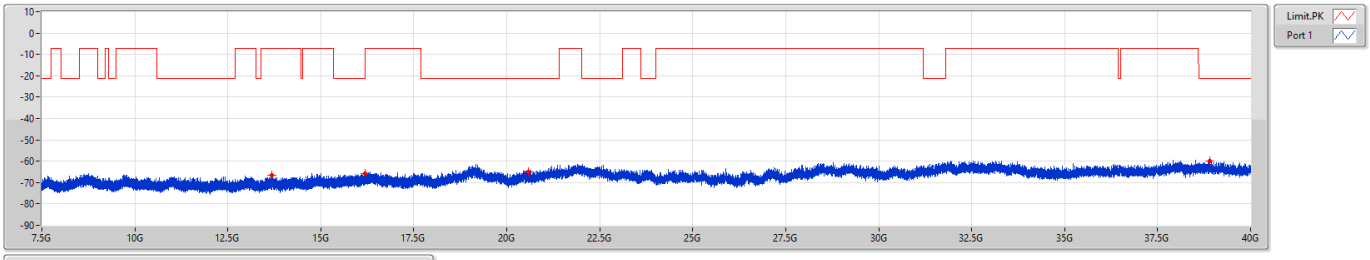

F-Start(Hz)	F-Stop(Hz)	RBW(Hz)	Type	Freq(Hz)	Psum(dBm)	P1(dBm)
7.5G	18G	1M	PK	13.6927G	-66.73	-66.73
7.5G	18G	1M	PK	16.18186G	-65.87	-65.87
18G	40G	1M	PK	20.57675G	-64.97	-64.97
18G	40G	1M	PK	38.91169G	-59.73	-59.73

6.525-6.875GHz_802.11ax HEW20_RU52_Index38_20MHz_Nss1,(MCS0)_1TX **CSE [AV]**

6855MHz

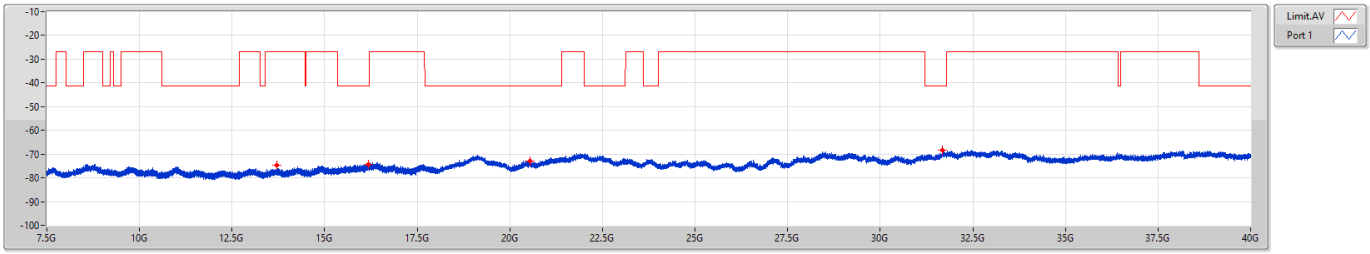

F-Start(Hz)	F-Stop(Hz)	RBW(Hz)	Type	Freq(Hz)	Psum(dBm)	P1(dBm)
7.5G	18G	1M	AV	13.71009G	-74.61	-74.61
7.5G	18G	1M	AV	16.18645G	-74.28	-74.28
18G	40G	1M	AV	20.54925G	-72.89	-72.89
18G	40G	1M	AV	31.68744G	-68.53	-68.53

6.525-6.875GHz_802.11ax HEW20_RU52_Index38_20MHz_Nss1,(MCS0)_1TX **CSE [PK]**

6875MHz Straddle 6.525-6.875GHz

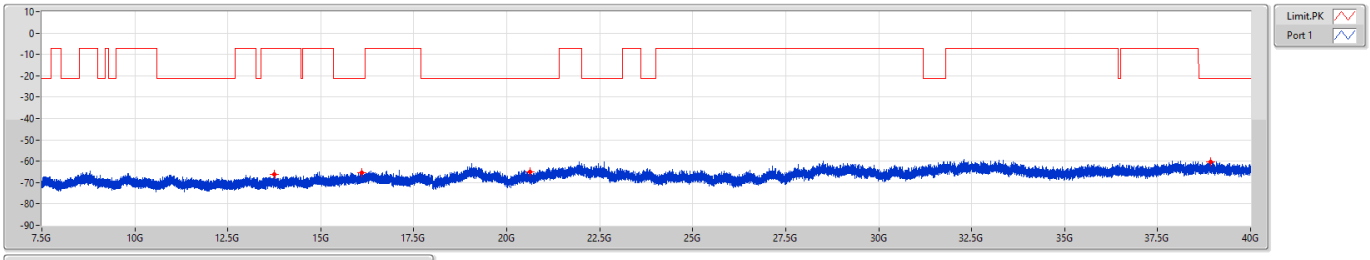

F-Start(Hz)	F-Stop(Hz)	RBW(Hz)	Type	Freq(Hz)	Psum(dBm)	P1(dBm)
7.5G	18G	1M	PK	13.74553G	-66.01	-66.01
7.5G	18G	1M	PK	16.10278G	-65.46	-65.46
18G	40G	1M	PK	20.62625G	-65.16	-65.16
18G	40G	1M	PK	38.92338G	-60.22	-60.22

6.525-6.875GHz_802.11ax HEW20_RU52_Index38_20MHz_Nss1,(MCS0)_1TX **CSE [AV]**

6875MHz Straddle 6.525-6.875GHz

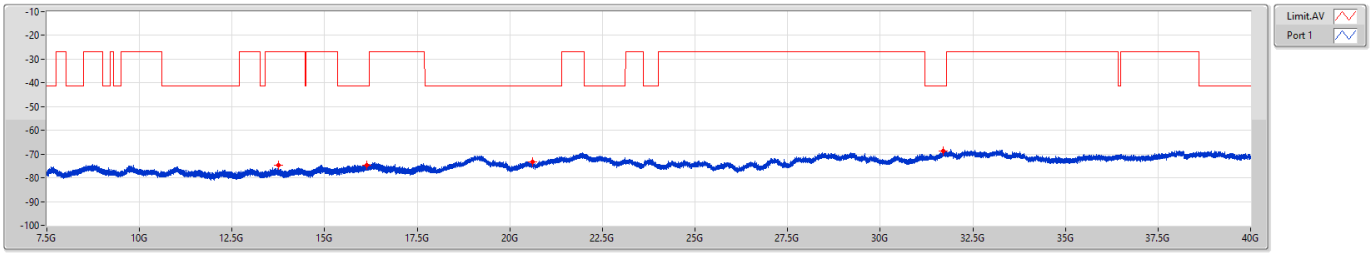

F-Start(Hz)	F-Stop(Hz)	RBW(Hz)	Type	Freq(Hz)	Psum(dBm)	P1(dBm)
7.5G	18G	1M	AV	13.74488G	-74.79	-74.79
7.5G	18G	1M	AV	16.14347G	-74.52	-74.52
18G	40G	1M	AV	20.61113G	-73.31	-73.31
18G	40G	1M	AV	31.6895G	-68.59	-68.59

6.875-7.125GHz_802.11ax HEW20_RU52_Index38_20MHz_Nss1,(MCS0)_1TX **CSE [PK]**

6895MHz

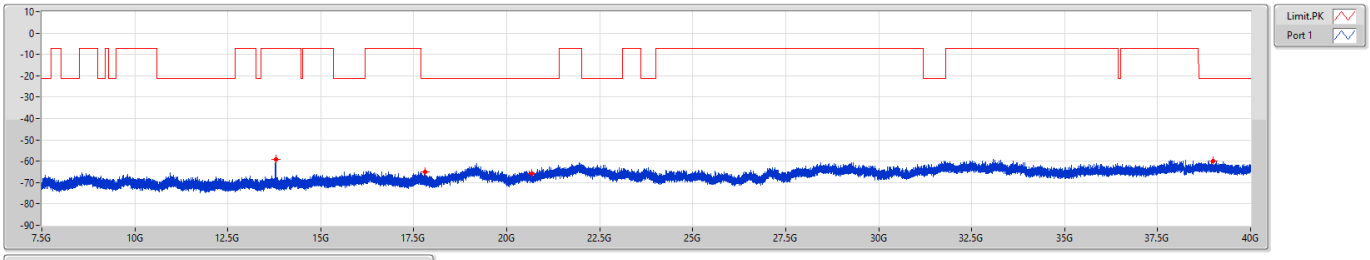

F-Start(Hz)	F-Stop(Hz)	RBW(Hz)	Type	Freq(Hz)	Psum(dBm)	P1(dBm)
7.5G	18G	1M	PK	13.78392G	-59.03	-59.03
7.5G	18G	1M	PK	17.7923G	-65.01	-65.01
18G	40G	1M	PK	20.67369G	-65.68	-65.68
18G	40G	1M	PK	38.99488G	-59.73	-59.73

6.875-7.125GHz_802.11ax HEW20_RU52_Index38_20MHz_Nss1,(MCS0)_1TX **CSE [AV]**

6895MHz

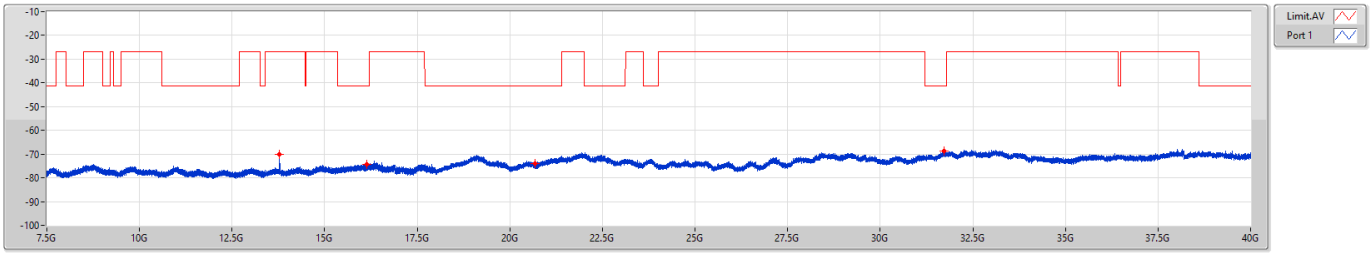

F-Start(Hz)	F-Stop(Hz)	RBW(Hz)	Type	Freq(Hz)	Psum(dBm)	P1(dBm)
7.5G	18G	1M	AV	13.78294G	-70.03	-70.03
7.5G	18G	1M	AV	16.12772G	-74.20	-74.20
18G	40G	1M	AV	20.68056G	-74.04	-74.04
18G	40G	1M	AV	31.71288G	-68.66	-68.66

6.875-7.125GHz_802.11ax HEW20_RU52_Index38_20MHz_Nss1,(MCS0)_1TX **CSE [PK]**

7015MHz

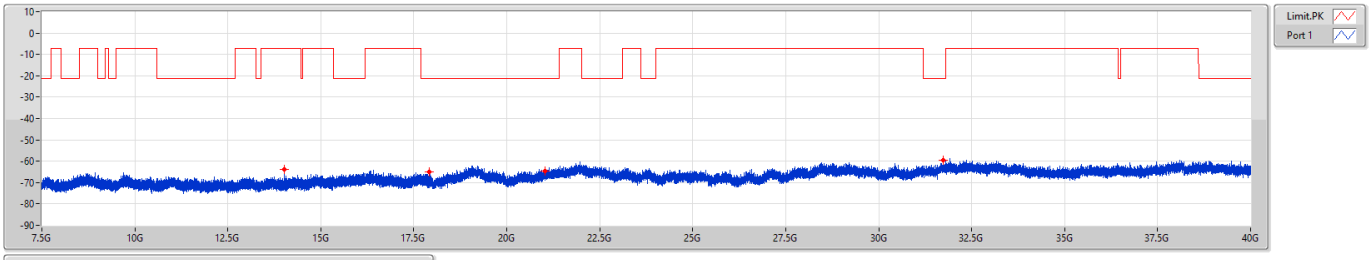

F-Start(Hz)	F-Stop(Hz)	RBW(Hz)	Type	Freq(Hz)	Psum(dBm)	P1(dBm)
7.5G	18G	1M	PK	14.0228G	-63.79	-63.79
7.5G	18G	1M	PK	17.91272G	-65.11	-65.11
18G	40G	1M	PK	21.03188G	-64.64	-64.64
18G	40G	1M	PK	31.73763G	-59.60	-59.60

6.875-7.125GHz_802.11ax HEW20_RU52_Index38_20MHz_Nss1,(MCS0)_1TX **CSE [AV]**

7015MHz

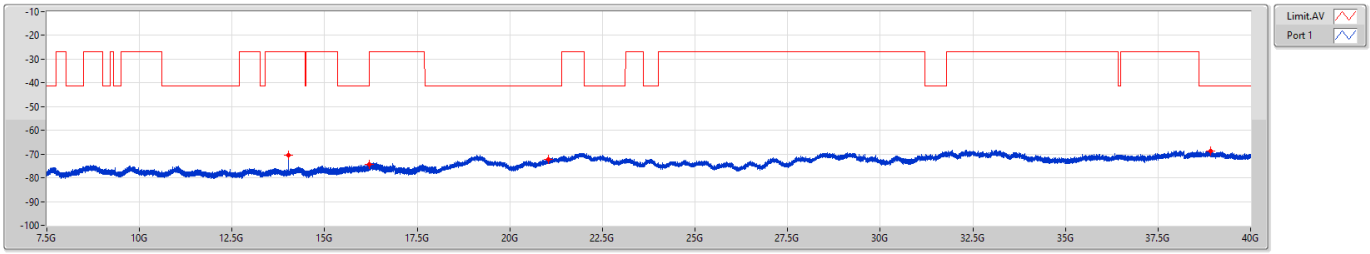

F-Start(Hz)	F-Stop(Hz)	RBW(Hz)	Type	Freq(Hz)	Psum(dBm)	P1(dBm)
7.5G	18G	1M	AV	14.02345G	-70.63	-70.63
7.5G	18G	1M	AV	16.19892G	-74.37	-74.37
18G	40G	1M	AV	21.04425G	-72.23	-72.23
18G	40G	1M	AV	38.91031G	-68.84	-68.84

6.875-7.125GHz_802.11ax HEW20_RU52_Index38_20MHz_Nss1,(MCS0)_1TX **CSE [PK]**

7095MHz

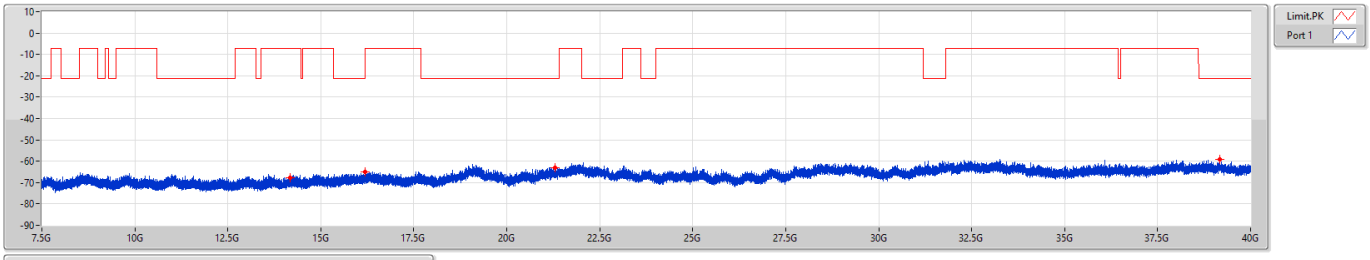

F-Start(Hz)	F-Stop(Hz)	RBW(Hz)	Type	Freq(Hz)	Psum(dBm)	P1(dBm)
7.5G	18G	1M	PK	14.17898G	-67.66	-67.66
7.5G	18G	1M	PK	16.194G	-65.13	-65.13
18G	40G	1M	PK	21.29038G	-63.14	-63.14
18G	40G	1M	PK	39.16606G	-59.12	-59.12

6.875-7.125GHz_802.11ax HEW20_RU52_Index38_20MHz_Nss1,(MCS0)_1TX **CSE [AV]**

7095MHz

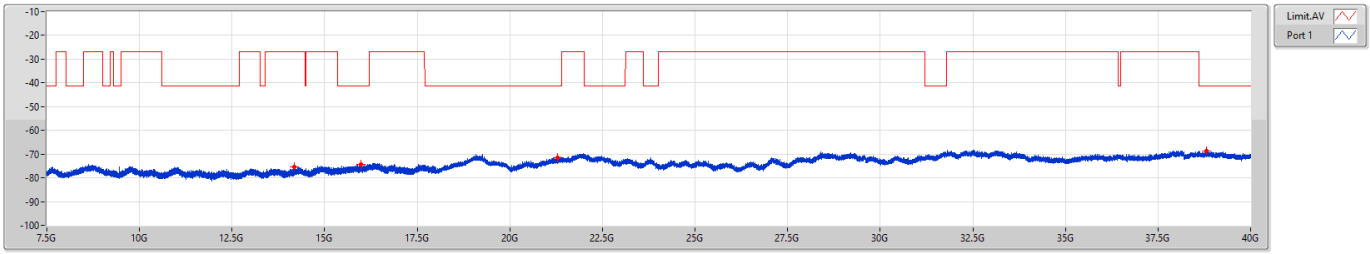

F-Start(Hz)	F-Stop(Hz)	RBW(Hz)	Type	Freq(Hz)	Psum(dBm)	P1(dBm)
7.5G	18G	1M	AV	14.19014G	-75.24	-75.24
7.5G	18G	1M	AV	15.984G	-74.26	-74.26
18G	40G	1M	AV	21.27731G	-71.45	-71.45
18G	40G	1M	AV	38.80306G	-68.87	-68.87

6.875-7.125GHz_802.11ax HEW20_RU52_Index38_20MHz_Nss1,(MCS0)_1TX **CSE [PK]**

7115MHz

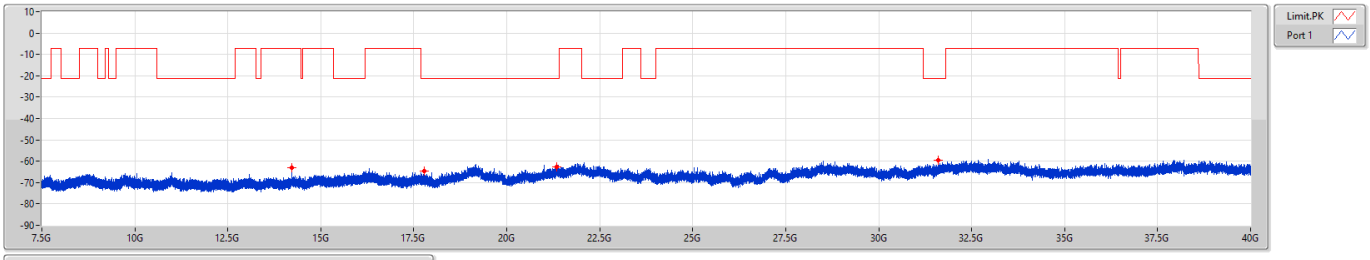

F-Start(Hz)	F-Stop(Hz)	RBW(Hz)	Type	Freq(Hz)	Psum(dBm)	P1(dBm)
7.5G	18G	1M	PK	14.22427G	-63.16	-63.16
7.5G	18G	1M	PK	17.77622G	-64.73	-64.73
18G	40G	1M	PK	21.35088G	-62.63	-62.63
18G	40G	1M	PK	31.61181G	-59.44	-59.44

6.875-7.125GHz_802.11ax HEW20_RU52_Index38_20MHz_Nss1,(MCS0)_1TX **CSE [AV]**

7115MHz

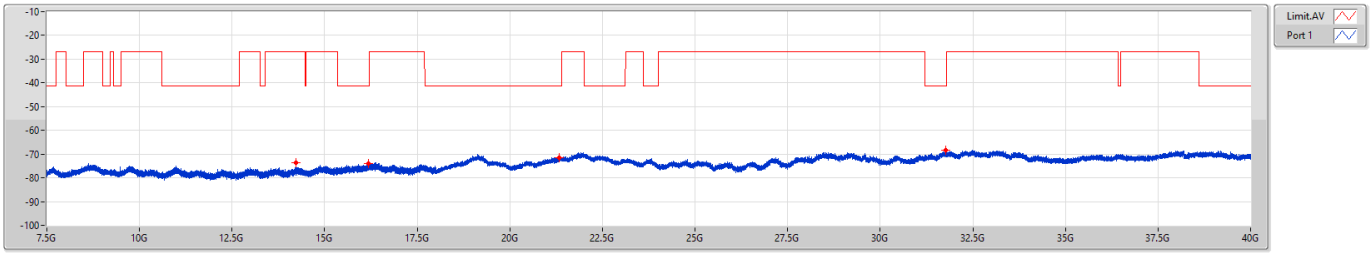

F-Start(Hz)	F-Stop(Hz)	RBW(Hz)	Type	Freq(Hz)	Psum(dBm)	P1(dBm)
7.5G	18G	1M	AV	14.22394G	-73.58	-73.58
7.5G	18G	1M	AV	16.17825G	-73.86	-73.86
18G	40G	1M	AV	21.32681G	-71.60	-71.60
18G	40G	1M	AV	31.76856G	-68.50	-68.50

5.925-6.425GHz_802.11ax HEW20_RU106_Index53_20MHz_Nss1,(MCS0)_1TX **CSE [PK]**

5955MHz

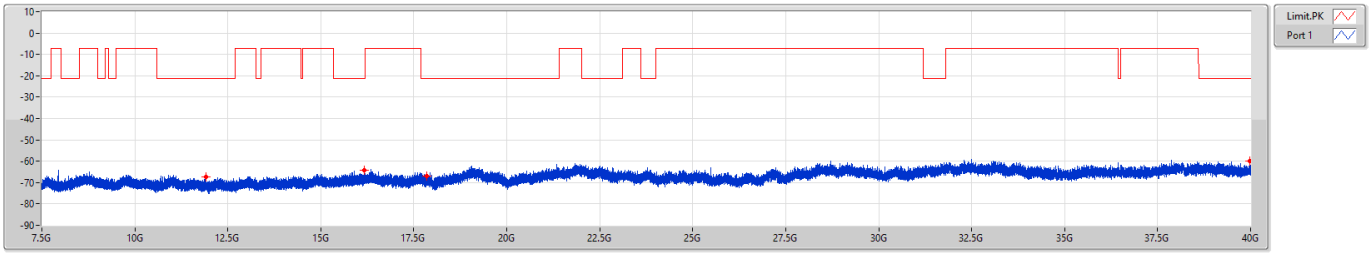

F-Start(Hz)	F-Stop(Hz)	RBW(Hz)	Type	Freq(Hz)	Psum(dBm)	P1(dBm)
7.5G	18G	1M	PK	11.90213G	-67.25	-67.25
7.5G	18G	1M	PK	16.16381G	-64.41	-64.41
7.5G	18G	1M	PK	17.84906G	-67.11	-67.11
18G	40G	1M	PK	39.98213G	-59.98	-59.98

5.925-6.425GHz_802.11ax HEW20_RU106_Index53_20MHz_Nss1,(MCS0)_1TX **CSE [AV]**

5955MHz

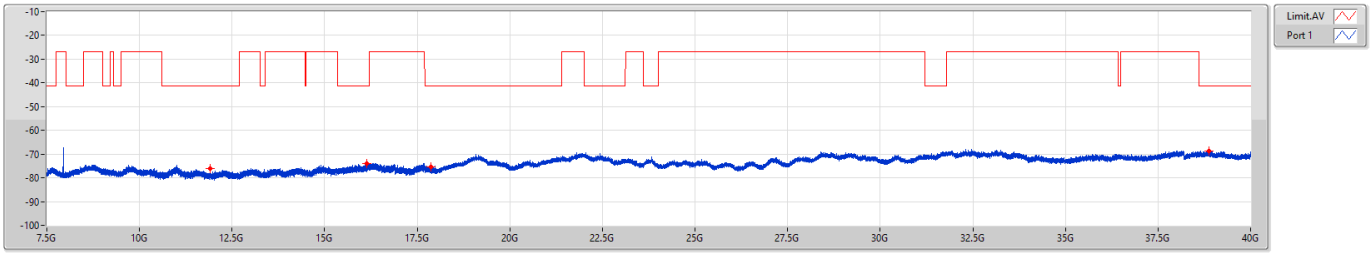

F-Start(Hz)	F-Stop(Hz)	RBW(Hz)	Type	Freq(Hz)	Psum(dBm)	P1(dBm)
7.5G	18G	1M	AV	11.90081G	-76.09	-76.09
7.5G	18G	1M	AV	16.14019G	-74.09	-74.09
7.5G	18G	1M	AV	17.87203G	-75.29	-75.29
18G	40G	1M	AV	38.87663G	-68.74	-68.74

5.925-6.425GHz_802.11ax HEW20_RU106_Index53_20MHz_Nss1,(MCS0)_1TX **CSE [PK]**

6175MHz

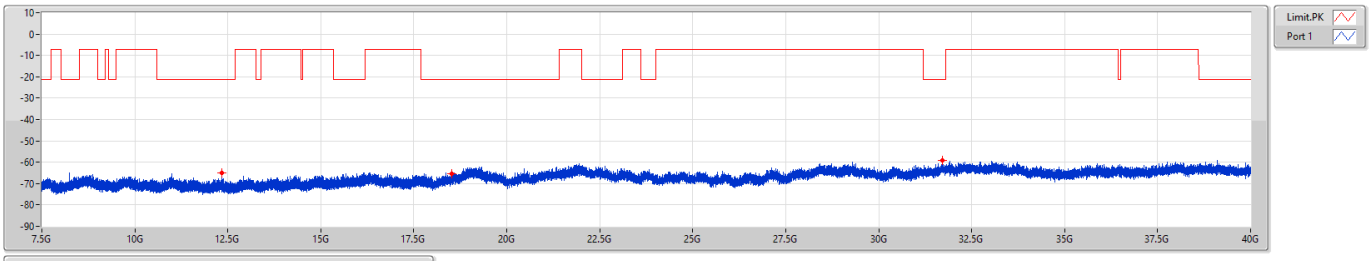

F-Start(Hz)	F-Stop(Hz)	RBW(Hz)	Type	Freq(Hz)	Psum(dBm)	P1(dBm)
7.5G	18G	1M	PK	12.34181G	-65.03	-65.03
18G	40G	1M	PK	18.51631G	-65.44	-65.44
18G	40G	1M	PK	31.717G	-59.10	-59.10

5.925-6.425GHz_802.11ax HEW20_RU106_Index53_20MHz_Nss1,(MCS0)_1TX **CSE [AV]**

6175MHz

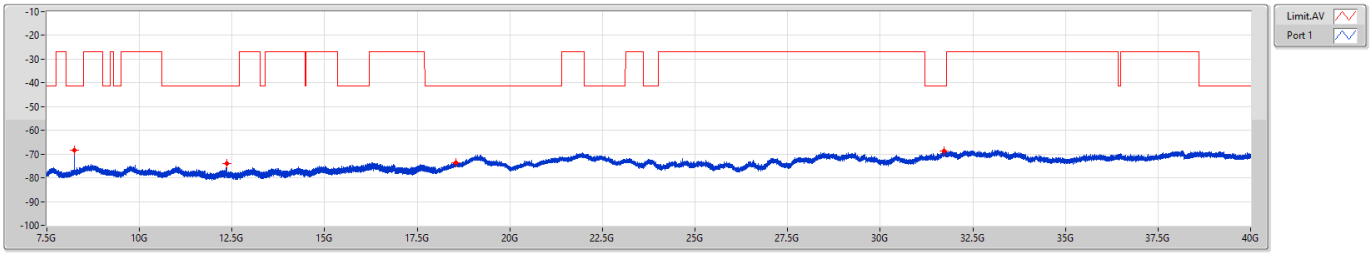

F-Start(Hz)	F-Stop(Hz)	RBW(Hz)	Type	Freq(Hz)	Psum(dBm)	P1(dBm)
7.5G	18G	1M	AV	8.23303G	-68.27	-68.27
7.5G	18G	1M	AV	12.35002G	-73.82	-73.82
18G	40G	1M	AV	18.53281G	-73.46	-73.46
18G	40G	1M	AV	31.71838G	-68.82	-68.82

5.925-6.425GHz_802.11ax HEW20_RU106_Index53_20MHz_Nss1,(MCS0)_1TX **CSE [PK]**

6415MHz

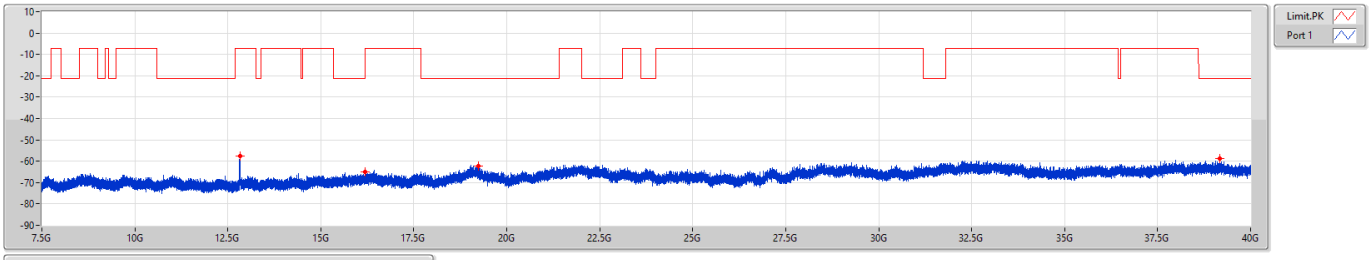

F-Start(Hz)	F-Stop(Hz)	RBW(Hz)	Type	Freq(Hz)	Psum(dBm)	P1(dBm)
7.5G	18G	1M	PK	12.82088G	-57.68	-57.68
7.5G	18G	1M	PK	16.17956G	-65.06	-65.06
18G	40G	1M	PK	19.23613G	-62.34	-62.34
18G	40G	1M	PK	39.17225G	-58.86	-58.86

5.925-6.425GHz_802.11ax HEW20_RU106_Index53_20MHz_Nss1,(MCS0)_1TX **CSE [AV]**

6415MHz

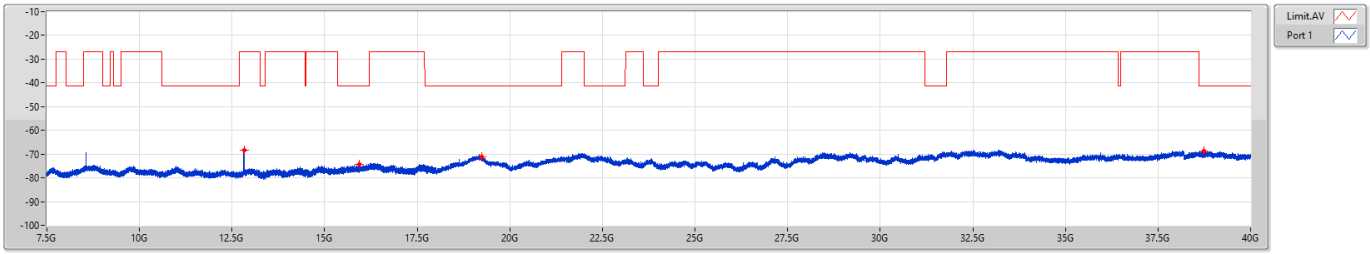

F-Start(Hz)	F-Stop(Hz)	RBW(Hz)	Type	Freq(Hz)	Psum(dBm)	P1(dBm)
7.5G	18G	1M	AV	12.8212G	-68.19	-68.19
7.5G	18G	1M	AV	15.94298G	-74.23	-74.23
18G	40G	1M	AV	19.23063G	-71.08	-71.08
18G	40G	1M	AV	38.73431G	-68.67	-68.67

6.425-6.525GHz_802.11ax HEW20_RU106_Index53_20MHz_Nss1,(MCS0)_1TX **CSE [PK]**

6435MHz

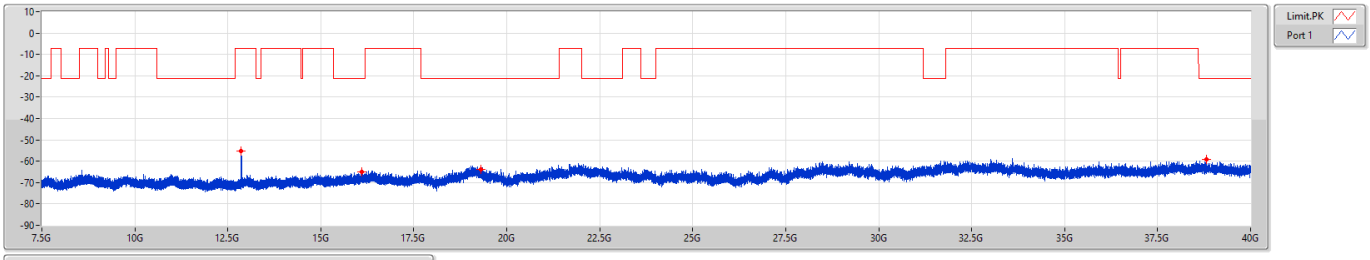

F-Start(Hz)	F-Stop(Hz)	RBW(Hz)	Type	Freq(Hz)	Psum(dBm)	P1(dBm)
7.5G	18G	1M	PK	12.85795G	-55.16	-55.16
7.5G	18G	1M	PK	16.11098G	-65.07	-65.07
18G	40G	1M	PK	19.30969G	-63.88	-63.88
18G	40G	1M	PK	38.81819G	-59.24	-59.24

6.425-6.525GHz_802.11ax HEW20_RU106_Index53_20MHz_Nss1,(MCS0)_1TX **CSE [AV]**

6435MHz

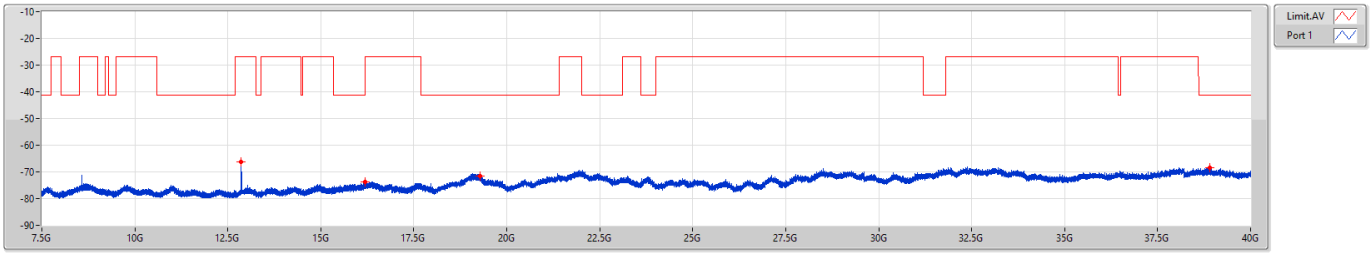

F-Start(Hz)	F-Stop(Hz)	RBW(Hz)	Type	Freq(Hz)	Psum(dBm)	P1(dBm)
7.5G	18G	1M	AV	12.85927G	-66.28	-66.28
7.5G	18G	1M	AV	16.18514G	-73.70	-73.70
18G	40G	1M	AV	19.2925G	-71.50	-71.50
18G	40G	1M	AV	38.90069G	-68.44	-68.44

6.425-6.525GHz_802.11ax HEW20_RU106_Index53_20MHz_Nss1,(MCS0)_1TX **CSE [PK]**

6475MHz

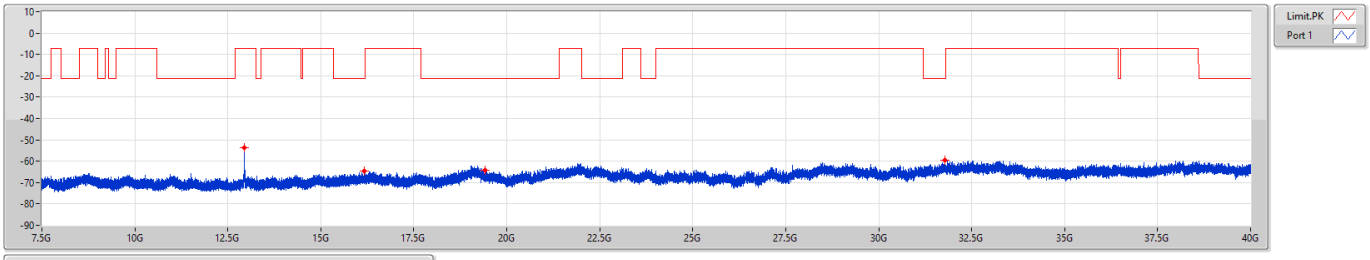

F-Start(Hz)	F-Stop(Hz)	RBW(Hz)	Type	Freq(Hz)	Psum(dBm)	P1(dBm)
7.5G	18G	1M	PK	12.94392G	-53.67	-53.67
7.5G	18G	1M	PK	16.15889G	-64.53	-64.53
18G	40G	1M	PK	19.419G	-64.28	-64.28
18G	40G	1M	PK	31.78025G	-59.46	-59.46

6.425-6.525GHz_802.11ax HEW20_RU106_Index53_20MHz_Nss1,(MCS0)_1TX **CSE [AV]**

6475MHz

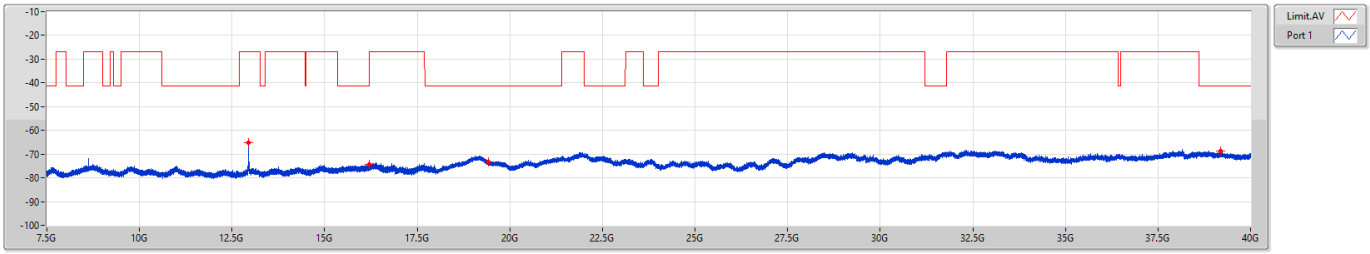

F-Start(Hz)	F-Stop(Hz)	RBW(Hz)	Type	Freq(Hz)	Psum(dBm)	P1(dBm)
7.5G	18G	1M	AV	12.93966G	-65.28	-65.28
7.5G	18G	1M	AV	16.1963G	-74.23	-74.23
18G	40G	1M	AV	19.4135G	-73.31	-73.31
18G	40G	1M	AV	39.18738G	-68.57	-68.57

6.425-6.525GHz_802.11ax HEW20_RU106_Index53_20MHz_Nss1,(MCS0)_1TX **CSE [PK]**

6515MHz

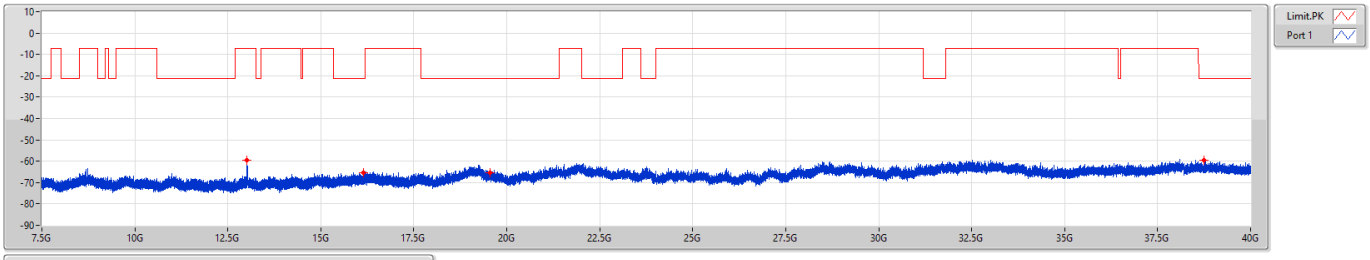

F-Start(Hz)	F-Stop(Hz)	RBW(Hz)	Type	Freq(Hz)	Psum(dBm)	P1(dBm)
7.5G	18G	1M	PK	13.02005G	-59.42	-59.42
7.5G	18G	1M	PK	16.1438G	-65.21	-65.21
18G	40G	1M	PK	19.55788G	-65.39	-65.39
18G	40G	1M	PK	38.74119G	-59.72	-59.72

6.425-6.525GHz_802.11ax HEW20_RU106_Index53_20MHz_Nss1,(MCS0)_1TX **CSE [AV]**

6515MHz

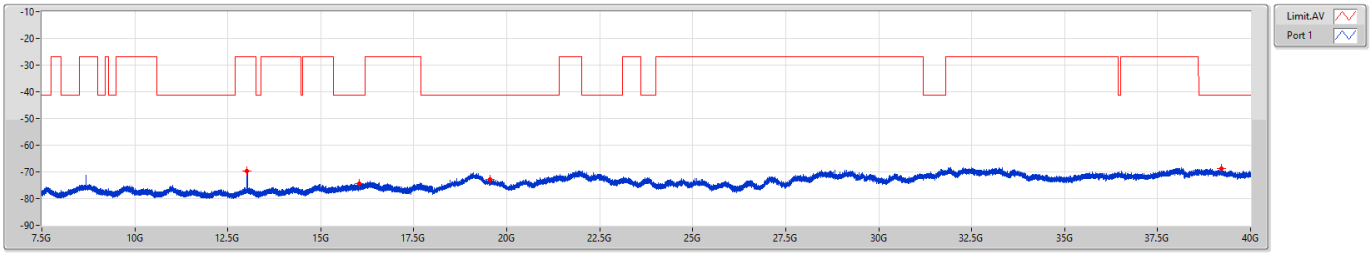

F-Start(Hz)	F-Stop(Hz)	RBW(Hz)	Type	Freq(Hz)	Psum(dBm)	P1(dBm)
7.5G	18G	1M	AV	13.02038G	-69.76	-69.76
7.5G	18G	1M	AV	16.03519G	-74.40	-74.40
18G	40G	1M	AV	19.5565G	-72.84	-72.84
18G	40G	1M	AV	39.20731G	-68.82	-68.82

6.525-6.875GHz_802.11ax HEW20_RU106_Index53_20MHz_Nss1,(MCS0)_1TX **CSE [PK]**

6535MHz

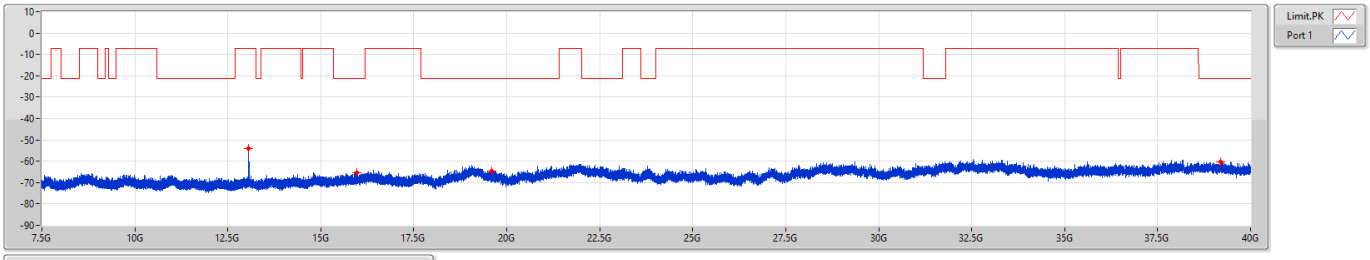

F-Start(Hz)	F-Stop(Hz)	RBW(Hz)	Type	Freq(Hz)	Psum(dBm)	P1(dBm)
7.5G	18G	1M	PK	13.06073G	-54.25	-54.25
7.5G	18G	1M	PK	15.97383G	-65.53	-65.53
18G	40G	1M	PK	19.59363G	-64.78	-64.78
18G	40G	1M	PK	39.18325G	-60.14	-60.14

6.525-6.875GHz_802.11ax HEW20_RU106_Index53_20MHz_Nss1,(MCS0)_1TX **CSE [AV]**

6535MHz

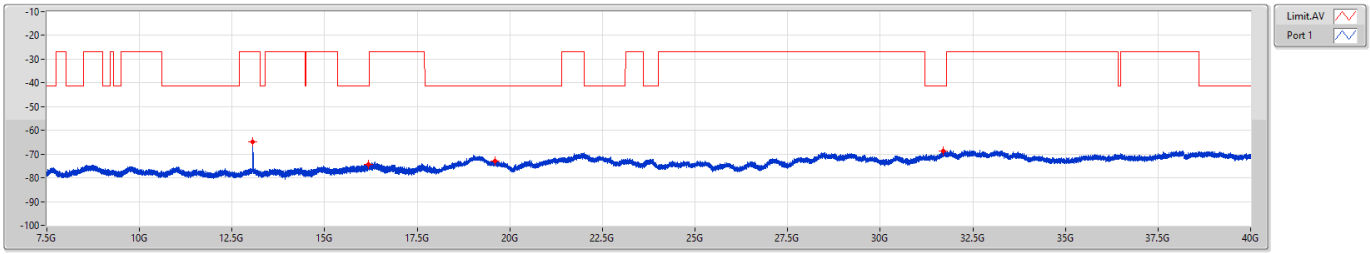

F-Start(Hz)	F-Stop(Hz)	RBW(Hz)	Type	Freq(Hz)	Psum(dBm)	P1(dBm)
7.5G	18G	1M	AV	13.05942G	-64.93	-64.93
7.5G	18G	1M	AV	16.18514G	-74.26	-74.26
18G	40G	1M	AV	19.60256G	-73.04	-73.04
18G	40G	1M	AV	31.70119G	-68.79	-68.79

6.525-6.875GHz_802.11ax HEW20_RU106_Index53_20MHz_Nss1,(MCS0)_1TX **CSE [PK]**

6715MHz

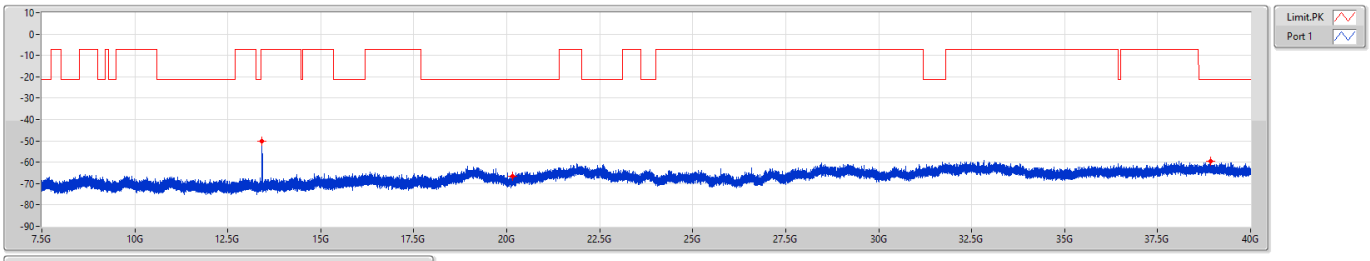

F-Start(Hz)	F-Stop(Hz)	RBW(Hz)	Type	Freq(Hz)	Psum(dBm)	P1(dBm)
7.5G	18G	1M	PK	13.42134G	-50.35	-50.35
18G	40G	1M	PK	20.15119G	-66.46	-66.46
18G	40G	1M	PK	38.92269G	-59.37	-59.37

6.525-6.875GHz_802.11ax HEW20_RU106_Index53_20MHz_Nss1,(MCS0)_1TX **CSE [AV]**

6715MHz

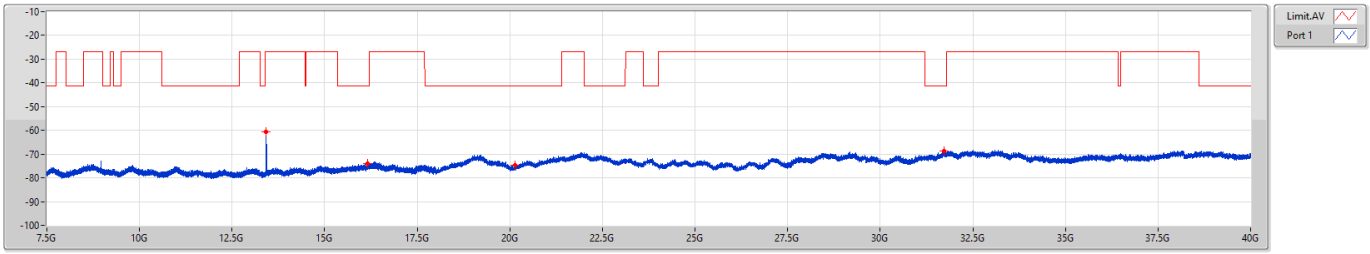

F-Start(Hz)	F-Stop(Hz)	RBW(Hz)	Type	Freq(Hz)	Psum(dBm)	P1(dBm)
7.5G	18G	1M	AV	13.41872G	-60.71	-60.71
7.5G	18G	1M	AV	16.16086G	-74.09	-74.09
18G	40G	1M	AV	20.13056G	-74.73	-74.73
18G	40G	1M	AV	31.73144G	-68.63	-68.63

6.525-6.875GHz_802.11ax HEW20_RU106_Index53_20MHz_Nss1,(MCS0)_1TX **CSE [PK]**

6855MHz

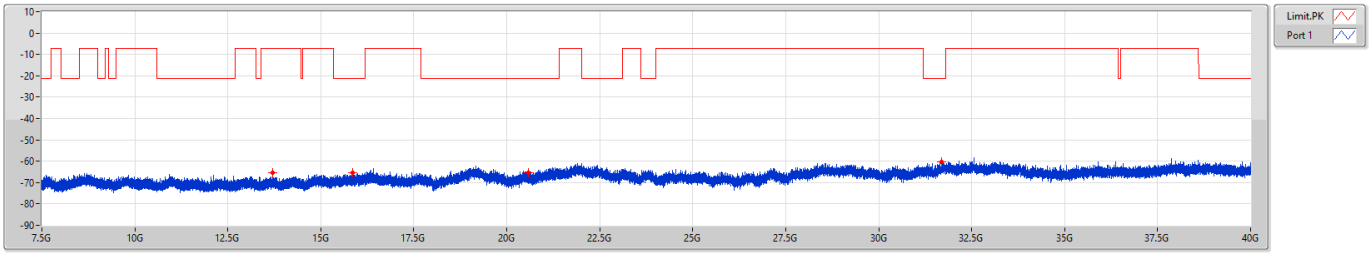

F-Start(Hz)	F-Stop(Hz)	RBW(Hz)	Type	Freq(Hz)	Psum(dBm)	P1(dBm)
7.5G	18G	1M	PK	13.70386G	-65.46	-65.46
7.5G	18G	1M	PK	15.85013G	-65.51	-65.51
18G	40G	1M	PK	20.58225G	-65.58	-65.58
18G	40G	1M	PK	31.70119G	-60.20	-60.20

6.525-6.875GHz_802.11ax HEW20_RU106_Index53_20MHz_Nss1,(MCS0)_1TX **CSE [AV]**

6855MHz

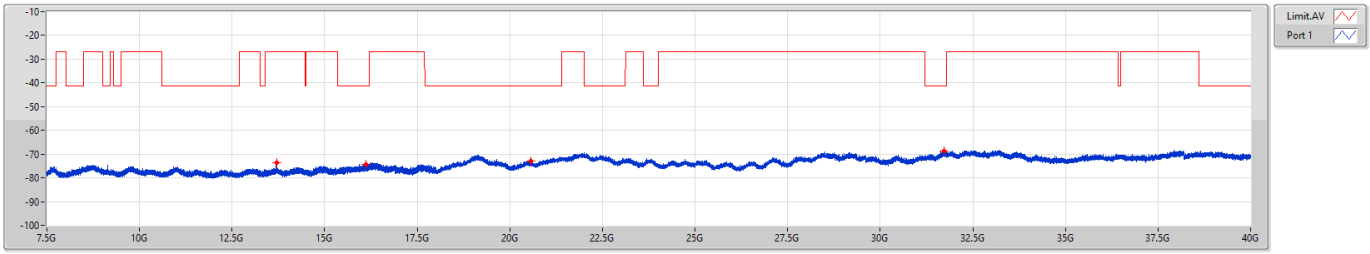

F-Start(Hz)	F-Stop(Hz)	RBW(Hz)	Type	Freq(Hz)	Psum(dBm)	P1(dBm)
7.5G	18G	1M	AV	13.70156G	-73.60	-73.60
7.5G	18G	1M	AV	16.1077G	-74.26	-74.26
18G	40G	1M	AV	20.55956G	-72.95	-72.95
18G	40G	1M	AV	31.72044G	-68.62	-68.62

6.525-6.875GHz_802.11ax HEW20_RU106_Index53_20MHz_Nss1,(MCS0)_1TX **CSE [PK]**

6875MHz Straddle 6.525-6.875GHz

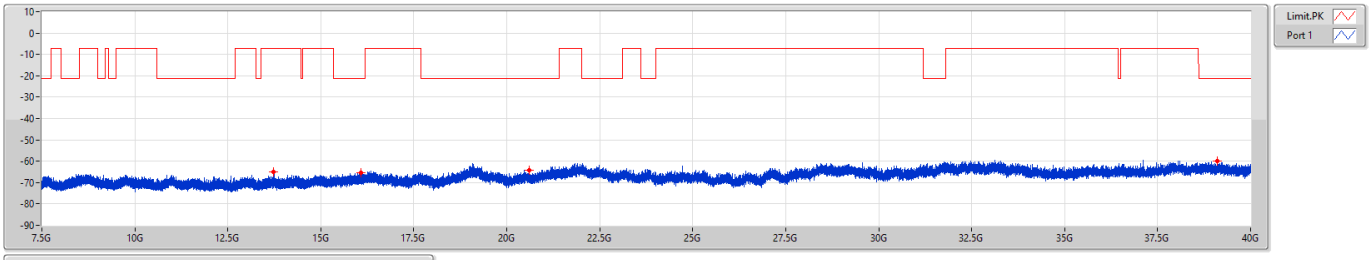

F-Start(Hz)	F-Stop(Hz)	RBW(Hz)	Type	Freq(Hz)	Psum(dBm)	P1(dBm)
7.5G	18G	1M	PK	13.73766G	-65.07	-65.07
7.5G	18G	1M	PK	16.07588G	-65.31	-65.31
18G	40G	1M	PK	20.61113G	-64.34	-64.34
18G	40G	1M	PK	39.09525G	-59.92	-59.92

6.525-6.875GHz_802.11ax HEW20_RU106_Index53_20MHz_Nss1,(MCS0)_1TX **CSE [AV]**

6875MHz Straddle 6.525-6.875GHz

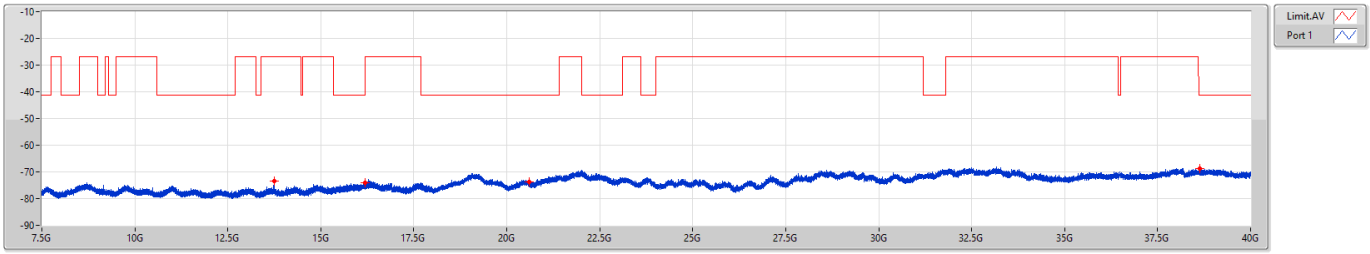

F-Start(Hz)	F-Stop(Hz)	RBW(Hz)	Type	Freq(Hz)	Psum(dBm)	P1(dBm)
7.5G	18G	1M	AV	13.74094G	-73.54	-73.54
7.5G	18G	1M	AV	16.19827G	-74.03	-74.03
18G	40G	1M	AV	20.61113G	-73.70	-73.70
18G	40G	1M	AV	38.63463G	-68.68	-68.68

6.875-7.125GHz_802.11ax HEW20_RU106_Index53_20MHz_Nss1,(MCS0)_1TX **CSE [PK]**

6895MHz

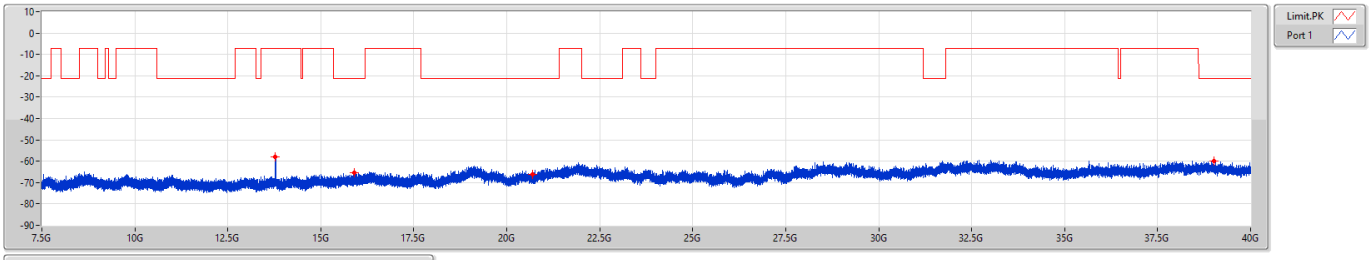

F-Start(Hz)	F-Stop(Hz)	RBW(Hz)	Type	Freq(Hz)	Psum(dBm)	P1(dBm)
7.5G	18G	1M	PK	13.77933G	-58.16	-58.16
7.5G	18G	1M	PK	15.89573G	-65.31	-65.31
18G	40G	1M	PK	20.69706G	-66.15	-66.15
18G	40G	1M	PK	39.01619G	-59.87	-59.87

6.875-7.125GHz_802.11ax HEW20_RU106_Index53_20MHz_Nss1,(MCS0)_1TX **CSE [AV]**

6895MHz

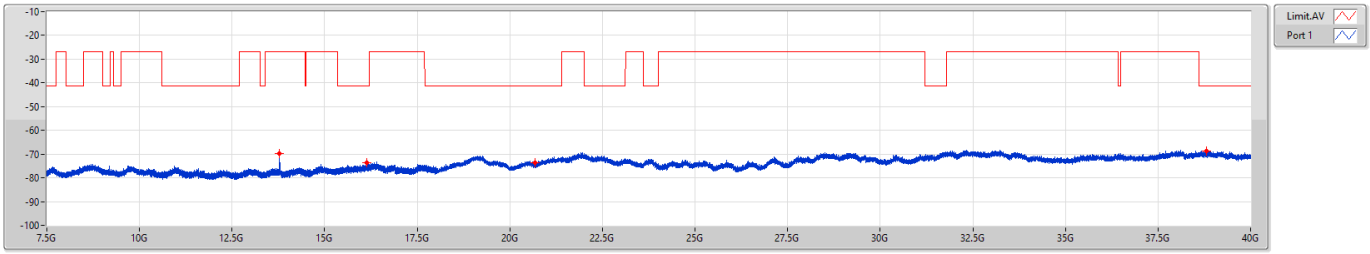

F-Start(Hz)	F-Stop(Hz)	RBW(Hz)	Type	Freq(Hz)	Psum(dBm)	P1(dBm)
7.5G	18G	1M	AV	13.77998G	-69.61	-69.61
7.5G	18G	1M	AV	16.12772G	-73.56	-73.56
18G	40G	1M	AV	20.67506G	-73.60	-73.60
18G	40G	1M	AV	38.81613G	-68.79	-68.79

6.875-7.125GHz_802.11ax HEW20_RU106_Index53_20MHz_Nss1,(MCS0)_1TX **CSE [PK]**

7015MHz

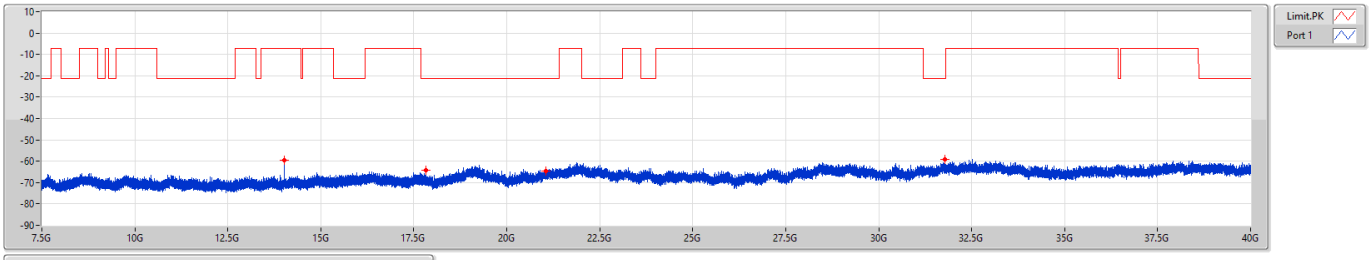

F-Start(Hz)	F-Stop(Hz)	RBW(Hz)	Type	Freq(Hz)	Psum(dBm)	P1(dBm)
7.5G	18G	1M	PK	14.0205G	-59.46	-59.46
7.5G	18G	1M	PK	17.8192G	-64.30	-64.30
18G	40G	1M	PK	21.04288G	-64.69	-64.69
18G	40G	1M	PK	31.78438G	-59.03	-59.03

6.875-7.125GHz_802.11ax HEW20_RU106_Index53_20MHz_Nss1,(MCS0)_1TX **CSE [AV]**

7015MHz

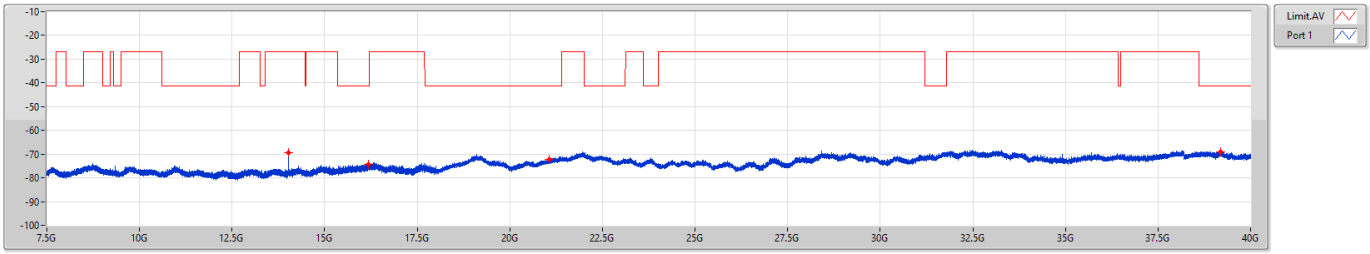

F-Start(Hz)	F-Stop(Hz)	RBW(Hz)	Type	Freq(Hz)	Psum(dBm)	P1(dBm)
7.5G	18G	1M	AV	14.01919G	-69.50	-69.50
7.5G	18G	1M	AV	16.17891G	-74.32	-74.32
18G	40G	1M	AV	21.05663G	-72.37	-72.37
18G	40G	1M	AV	39.18394G	-68.90	-68.90

6.875-7.125GHz_802.11ax HEW20_RU106_Index53_20MHz_Nss1,(MCS0)_1TX **CSE [PK]**

7095MHz

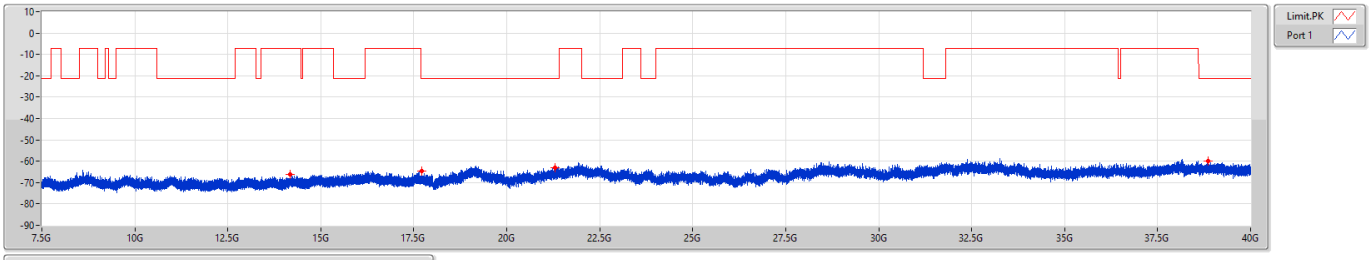

F-Start(Hz)	F-Stop(Hz)	RBW(Hz)	Type	Freq(Hz)	Psum(dBm)	P1(dBm)
7.5G	18G	1M	PK	14.178G	-66.18	-66.18
7.5G	18G	1M	PK	17.7165G	-64.44	-64.44
18G	40G	1M	PK	21.29931G	-63.16	-63.16
18G	40G	1M	PK	38.85188G	-59.81	-59.81

6.875-7.125GHz_802.11ax HEW20_RU106_Index53_20MHz_Nss1,(MCS0)_1TX **CSE [AV]**

7095MHz

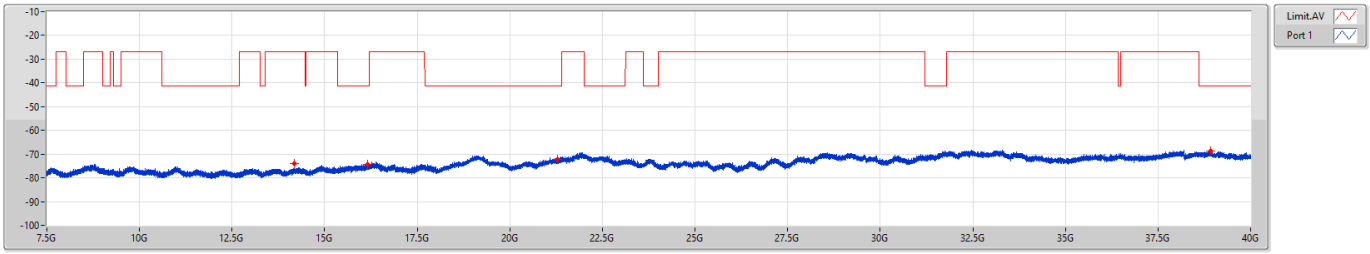

F-Start(Hz)	F-Stop(Hz)	RBW(Hz)	Type	Freq(Hz)	Psum(dBm)	P1(dBm)
7.5G	18G	1M	AV	14.18063G	-74.00	-74.00
7.5G	18G	1M	AV	16.15331G	-74.20	-74.20
18G	40G	1M	AV	21.28075G	-72.16	-72.16
18G	40G	1M	AV	38.91238G	-68.69	-68.69

6.875-7.125GHz_802.11ax HEW20_RU106_Index53_20MHz_Nss1,(MCS0)_1TX **CSE [PK]**

7115MHz

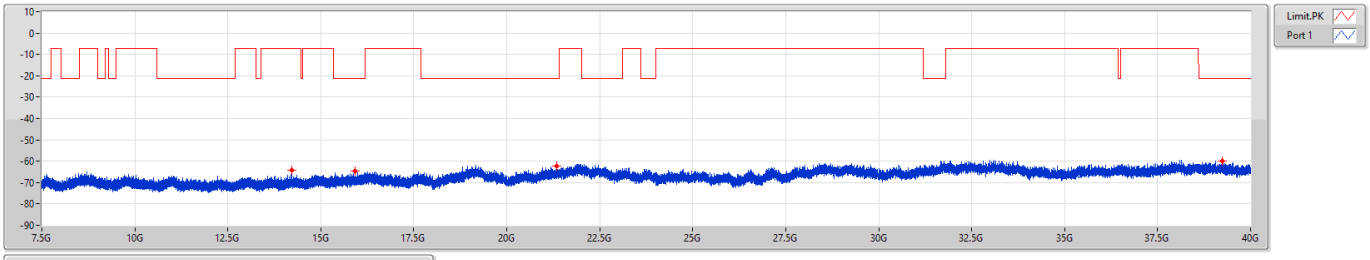

F-Start(Hz)	F-Stop(Hz)	RBW(Hz)	Type	Freq(Hz)	Psum(dBm)	P1(dBm)
7.5G	18G	1M	PK	14.2177G	-64.14	-64.14
7.5G	18G	1M	PK	15.92133G	-64.68	-64.68
18G	40G	1M	PK	21.333G	-62.38	-62.38
18G	40G	1M	PK	39.24444G	-60.05	-60.05

6.875-7.125GHz_802.11ax HEW20_RU106_Index53_20MHz_Nss1,(MCS0)_1TX **CSE [AV]**

7115MHz

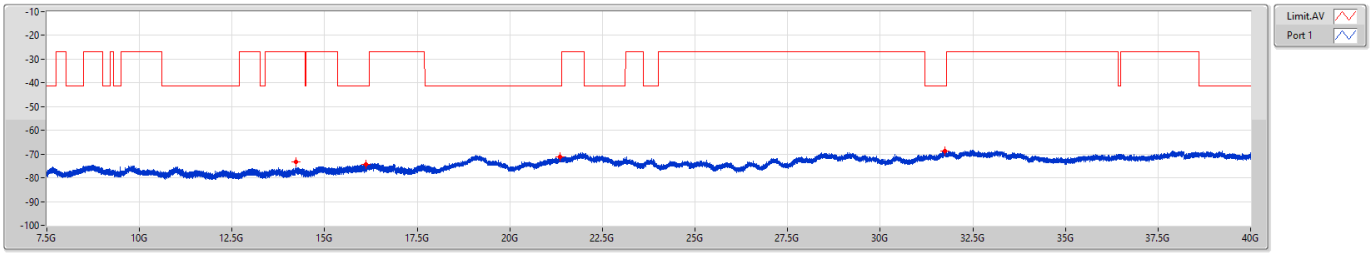

F-Start(Hz)	F-Stop(Hz)	RBW(Hz)	Type	Freq(Hz)	Psum(dBm)	P1(dBm)
7.5G	18G	1M	AV	14.21967G	-73.36	-73.36
7.5G	18G	1M	AV	16.11197G	-74.27	-74.27
18G	40G	1M	AV	21.35431G	-71.11	-71.11
18G	40G	1M	AV	31.73969G	-68.74	-68.74

Unwanted Emissions (Below 1GHz)

Modulation	ax HE20-OFDMA RU106	**Test Freq. (MHz)**	6475
Polarization	Horizontal		

Test By :Akun Chung- Temperature(℃):22 Humidity(%):62

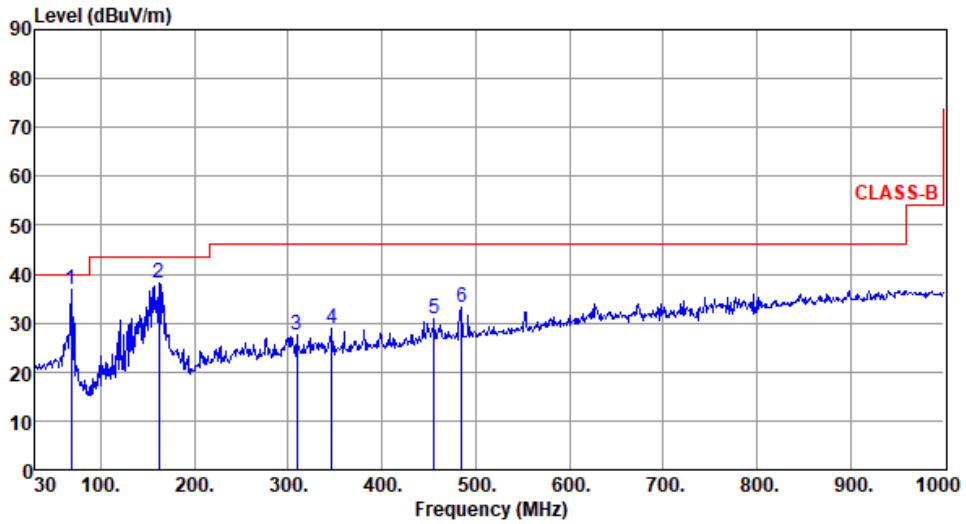

	Freq. MHz	Emission level dBuV/m	Limit dBuV/m	Margin dB	SA reading dBuV	Factor dB/m	Remark	ANT High cm	Turn Table deg
1	68.80	36.91	40.00	-3.09	47.72	-10.81	Peak	---	---
2	161.92	38.03	43.50	-5.47	46.88	-8.85	Peak	---	---
3	309.36	27.41	46.00	-18.59	35.05	-7.64	Peak	---	---
4	346.22	28.87	46.00	-17.13	35.71	-6.84	Peak	---	---
5	455.83	30.82	46.00	-15.18	34.53	-3.71	Peak	---	---
6	484.93	33.33	46.00	-12.67	36.51	-3.18	Peak	---	---

Note 1: Emission Level (dBuV/m) = SA Reading (dBuV) + Factor* (dB/m)
*Factor includes antenna factor , cable loss and amplifier gain
Note 2: Margin (dB) = Emission level (dBuV/m) – Limit (dBuV/m).
Note 3: All spurious emissions below 30MHz are more than 20 dB below the limit.

Modulation	ax HE20-OFDMA RU106	**Test Freq. (MHz)**	6475
Polarization	Vertical		

Test By :Akun Chung- Temperature(℃):22 Humidity(%):62

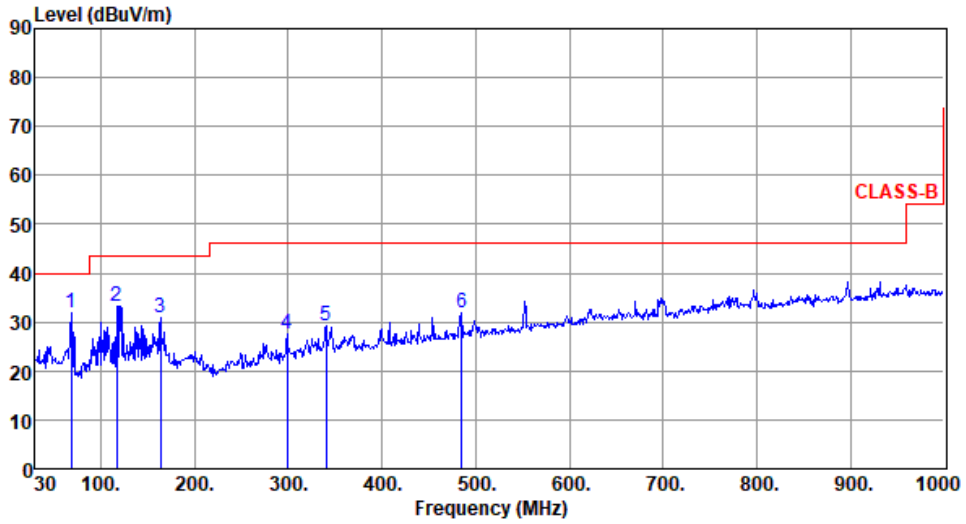

	Freq. MHz	Emission level dBuV/m	Limit dBuV/m	Margin dB	SA reading dBuV	Factor dB/m	Remark	ANT High cm	Turn Table deg
1	68.80	31.93	40.00	-8.07	42.74	-10.81	Peak	---	---
2	117.30	33.19	43.50	-10.31	44.38	-11.19	Peak	---	---
3	163.86	30.73	43.50	-12.77	39.56	-8.83	Peak	---	---
4	298.69	27.49	46.00	-18.51	35.50	-8.01	Peak	---	---
5	340.40	29.11	46.00	-16.89	36.07	-6.96	Peak	---	---
6	484.93	31.98	46.00	-14.02	35.16	-3.18	Peak	---	---

Note 1: Emission Level (dBuV/m) = SA Reading (dBuV) + Factor* (dB/m)
*Factor includes antenna factor , cable loss and amplifier gain
Note 2: Margin (dB) = Emission level (dBuV/m) – Limit (dBuV/m).
Note 3: All spurious emissions below 30MHz are more than 20 dB below the limit.

Unwanted Emissions (Above 1GHz) for ax HE20-OFDMA RU26

Modulation	ax HE20-OFDMA RU26	**Test Freq. (MHz)**	5955
Polarization	Horizontal		

Test By :Akun Chung- Temperature(℃):24 Humidity(%):64

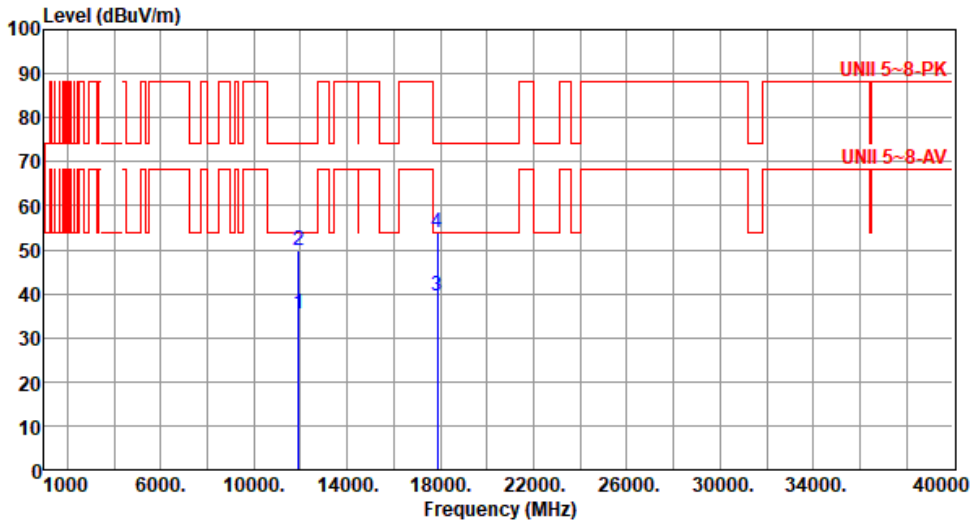

	Freq. MHz	Emission level dBuV/m	Limit dBuV/m	Margin dB	SA reading dBuV	Factor dB/m	Remark	ANT High cm	Turn Table deg
1	11910.00	35.59	54.00	-18.41	27.18	8.41	Average	100	229
2	11910.00	49.96	74.00	-24.04	41.55	8.41	Peak	100	229
3	17865.00	39.36	54.00	-14.64	27.19	12.17	Average	100	143
4	17865.00	53.73	74.00	-20.27	41.56	12.17	Peak	100	143

Note 1: Emission Level (dBuV/m) = SA Reading (dBuV) + Factor* (dB/m)
*Factor includes antenna factor , cable loss and amplifier gain
Note 2: Margin (dB) = Emission level (dBuV/m) – Limit (dBuV/m).

Modulation	ax HE20-OFDMA RU26	**Test Freq. (MHz)**	5955
Polarization	Vertical		

Test By :Akun Chung- Temperature(℃):24 Humidity(%):64

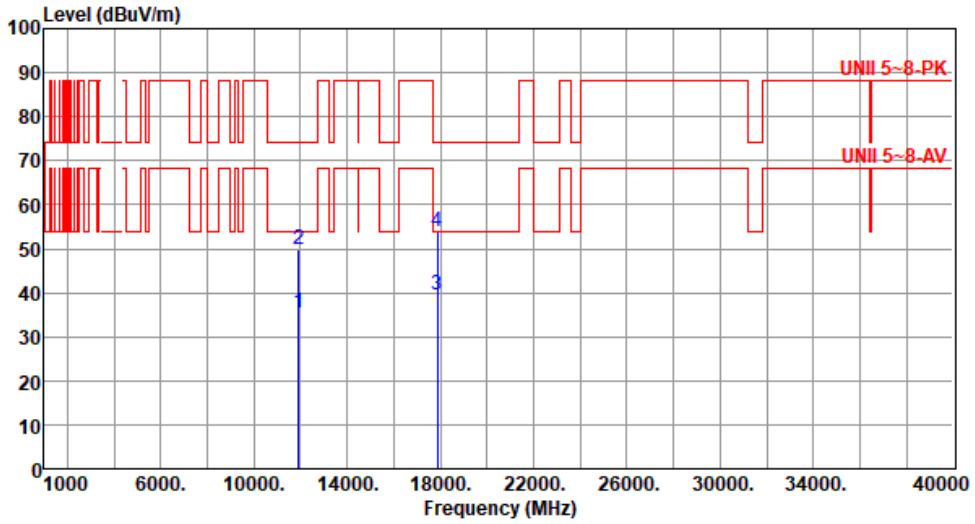

	Freq. MHz	Emission level dBuV/m	Limit dBuV/m	Margin dB	SA reading dBuV	Factor dB/m	Remark	ANT High cm	Turn Table deg
1	11910.00	35.56	54.00	-18.44	27.15	8.41	Average	100	128
2	11910.00	49.97	74.00	-24.03	41.56	8.41	Peak	100	128
3	17865.00	39.41	54.00	-14.59	27.24	12.17	Average	100	162
4	17865.00	53.74	74.00	-20.26	41.57	12.17	Peak	100	162

Note 1: Emission Level (dBuV/m) = SA Reading (dBuV) + Factor* (dB/m)
*Factor includes antenna factor , cable loss and amplifier gain
Note 2: Margin (dB) = Emission level (dBuV/m) – Limit (dBuV/m).

Modulation	ax HE20-OFDMA RU26	**Test Freq. (MHz)**	6175
Polarization	Horizontal		

Test By :Akun Chung- Temperature(℃):24 Humidity(%):64

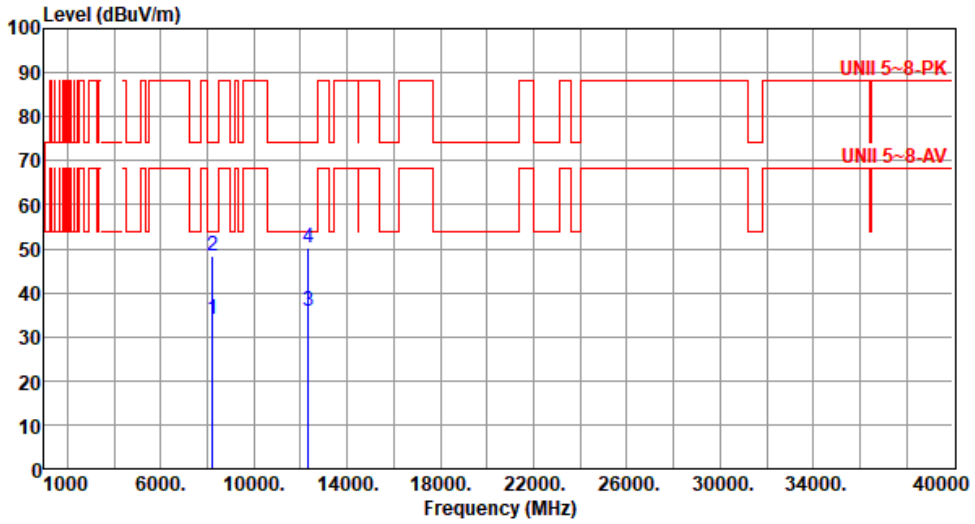

	Freq. MHz	Emission level dBuV/m	Limit dBuV/m	Margin dB	SA reading dBuV	Factor dB/m	Remark	ANT High cm	Turn Table deg
1	8212.75	34.07	54.00	-19.93	27.20	6.87	Average	100	123
2	8212.75	48.44	74.00	-25.56	41.57	6.87	Peak	100	123
3	12350.00	35.67	54.00	-18.33	27.17	8.50	Average	100	212
4	12350.00	50.06	74.00	-23.94	41.56	8.50	Peak	100	212

Note 1: Emission Level (dBuV/m) = SA Reading (dBuV) + Factor* (dB/m)
*Factor includes antenna factor , cable loss and amplifier gain
Note 2: Margin (dB) = Emission level (dBuV/m) – Limit (dBuV/m).

Modulation	ax HE20-OFDMA RU26	**Test Freq. (MHz)**	6175
Polarization	Vertical		

Test By :Akun Chung- Temperature(℃):24 Humidity(%):64

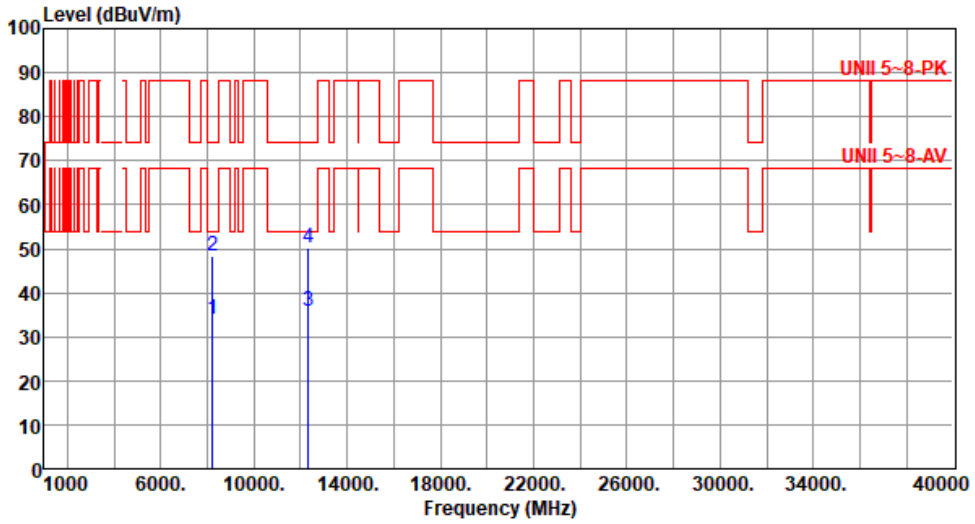

	Freq. MHz	Emission level dBuV/m	Limit dBuV/m	Margin dB	SA reading dBuV	Factor dB/m	Remark	ANT High cm	Turn Table deg
1	8212.75	34.06	54.00	-19.94	27.19	6.87	Average	100	152
2	8212.75	48.43	74.00	-25.57	41.56	6.87	Peak	100	152
3	12350.00	35.70	54.00	-18.30	27.20	8.50	Average	100	118
4	12350.00	50.01	74.00	-23.99	41.51	8.50	Peak	100	118

Note 1: Emission Level (dBuV/m) = SA Reading (dBuV) + Factor* (dB/m)
*Factor includes antenna factor , cable loss and amplifier gain
Note 2: Margin (dB) = Emission level (dBuV/m) – Limit (dBuV/m).

Modulation	ax HE20-OFDMA RU26	**Test Freq. (MHz)**	6415
Polarization	Horizontal		

Test By :Akun Chung- Temperature(℃):24 Humidity(%):64

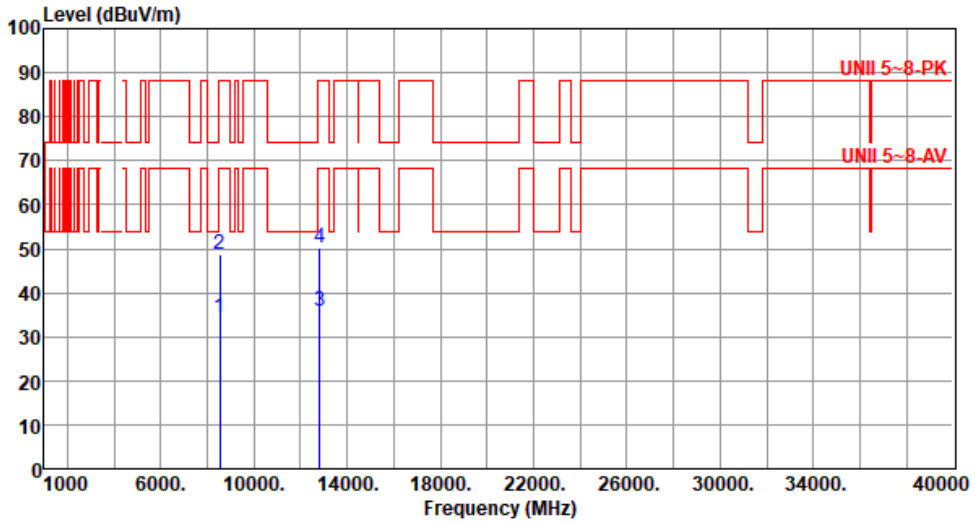

	Freq. MHz	Emission level dBuV/m	Limit dBuV/m	Margin dB	SA reading dBuV	Factor dB/m	Remark	ANT High cm	Turn Table deg
1	8531.95	34.20	68.20	-34.00	27.14	7.06	Average	100	125
2	8531.95	48.67	88.20	-39.53	41.61	7.06	Peak	100	125
3	12830.00	35.96	68.20	-32.24	27.20	8.76	Average	100	196
4	12830.00	50.31	88.20	-37.89	41.55	8.76	Peak	100	196

Note 1: Emission Level (dBuV/m) = SA Reading (dBuV) + Factor* (dB/m)
*Factor includes antenna factor , cable loss and amplifier gain
Note 2: Margin (dB) = Emission level (dBuV/m) – Limit (dBuV/m).

Modulation	ax HE20-OFDMA RU26	**Test Freq. (MHz)**	6415
Polarization	Vertical		

Test By :Akun Chung- Temperature(℃):24 Humidity(%):64

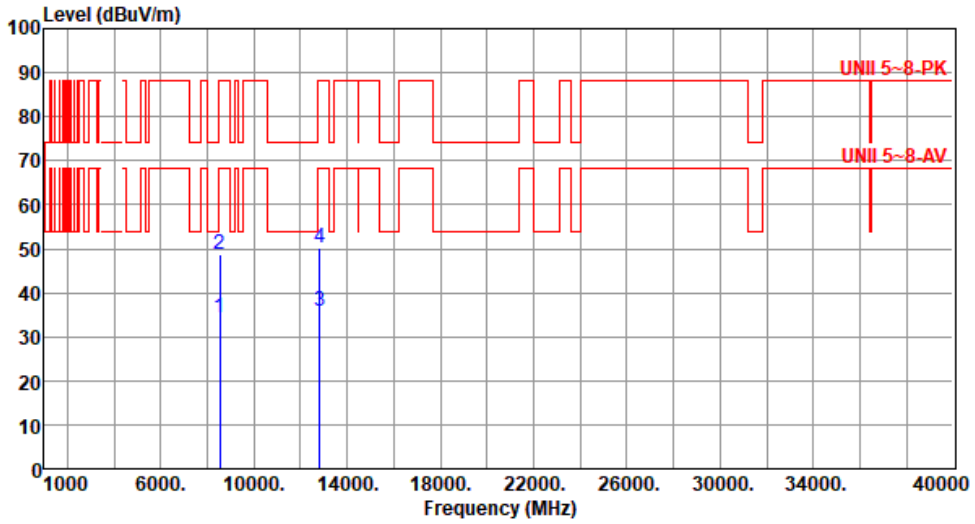

	Freq. MHz	Emission level dBuV/m	Limit dBuV/m	Margin dB	SA reading dBuV	Factor dB/m	Remark	ANT High cm	Turn Table deg
1	8531.95	34.16	68.20	-34.04	27.10	7.06	Average	100	173
2	8531.95	48.62	88.20	-39.58	41.56	7.06	Peak	100	173
3	12830.00	35.88	68.20	-32.32	27.12	8.76	Average	100	149
4	12830.00	50.36	88.20	-37.84	41.60	8.76	Peak	100	149

Note 1: Emission Level (dBuV/m) = SA Reading (dBuV) + Factor* (dB/m)
*Factor includes antenna factor , cable loss and amplifier gain
Note 2: Margin (dB) = Emission level (dBuV/m) – Limit (dBuV/m).

Modulation	ax HE20-OFDMA RU26	**Test Freq. (MHz)**	6435
Polarization	Horizontal		

Test By :Akun Chung- Temperature(℃):24 Humidity(%):64

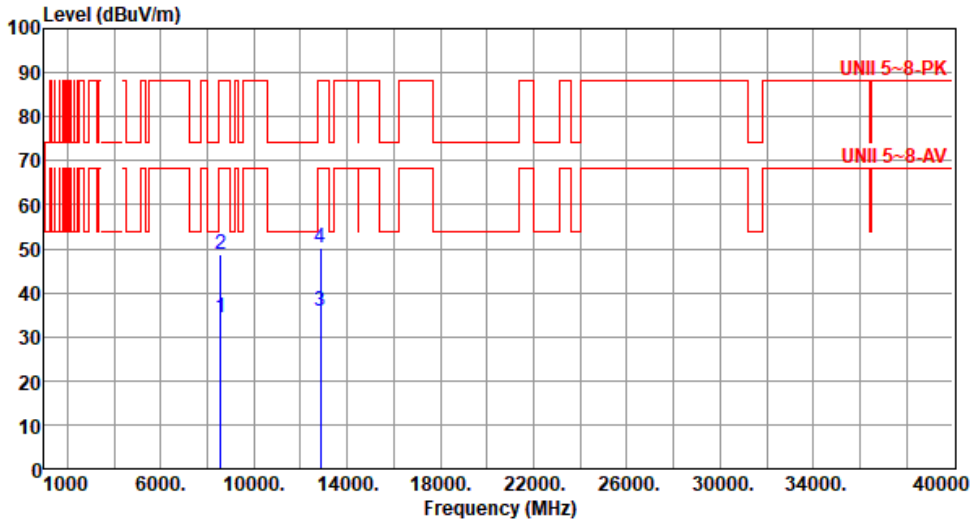

	Freq. MHz	Emission level dBuV/m	Limit dBuV/m	Margin dB	SA reading dBuV	Factor dB/m	Remark	ANT High cm	Turn Table deg
1	8558.55	34.32	68.20	-33.88	27.14	7.18	Average	100	141
2	8558.55	48.71	88.20	-39.49	41.53	7.18	Peak	100	141
3	12870.00	35.95	68.20	-32.25	27.17	8.78	Average	100	254
4	12870.00	50.32	88.20	-37.88	41.54	8.78	Peak	100	254

Note 1: Emission Level (dBuV/m) = SA Reading (dBuV) + Factor* (dB/m)
*Factor includes antenna factor , cable loss and amplifier gain
Note 2: Margin (dB) = Emission level (dBuV/m) – Limit (dBuV/m).

Modulation	ax HE20-OFDMA RU26	**Test Freq. (MHz)**	6435
Polarization	Vertical		

Test By :Akun Chung- Temperature(℃):24 Humidity(%):64

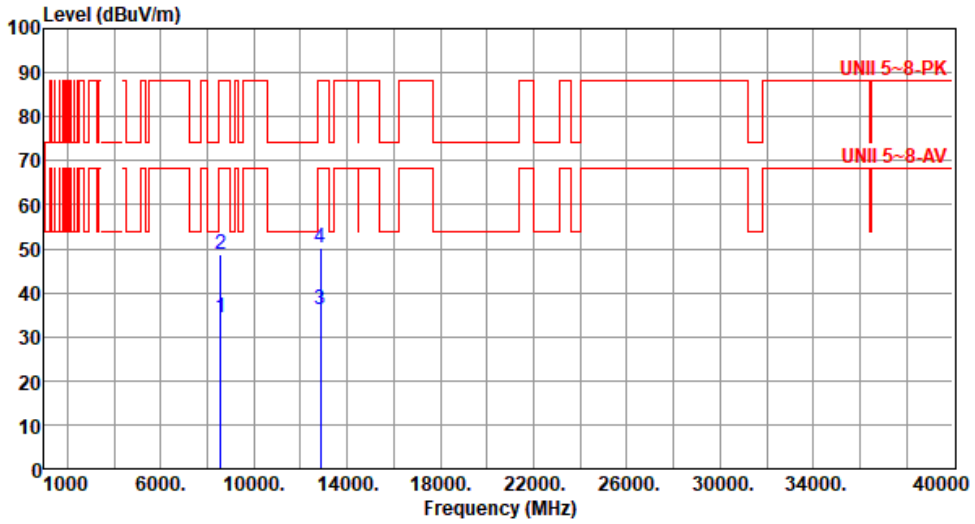

	Freq. MHz	Emission level dBuV/m	Limit dBuV/m	Margin dB	SA reading dBuV	Factor dB/m	Remark	ANT High cm	Turn Table deg
1	8558.55	34.37	68.20	-33.83	27.19	7.18	Average	100	177
2	8558.55	48.84	88.20	-39.36	41.66	7.18	Peak	100	177
3	12870.00	36.01	68.20	-32.19	27.23	8.78	Average	100	101
4	12870.00	50.33	88.20	-37.87	41.55	8.78	Peak	100	101

Note 1: Emission Level (dBuV/m) = SA Reading (dBuV) + Factor* (dB/m)
*Factor includes antenna factor , cable loss and amplifier gain
Note 2: Margin (dB) = Emission level (dBuV/m) – Limit (dBuV/m).

Modulation	ax HE20-OFDMA RU26	**Test Freq. (MHz)**	6475
Polarization	Horizontal		

Test By :Akun Chung- Temperature(℃):24 Humidity(%):64

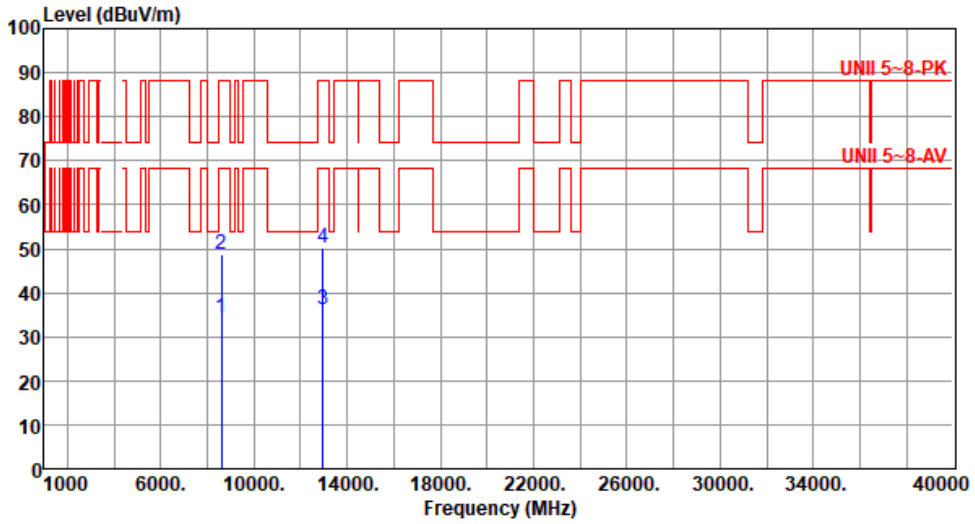

	Freq. MHz	Emission level dBuV/m	Limit dBuV/m	Margin dB	SA reading dBuV	Factor dB/m	Remark	ANT High cm	Turn Table deg
1	8611.75	34.49	68.20	-33.71	27.16	7.33	Average	100	131
2	8611.75	48.66	88.20	-39.54	41.33	7.33	Peak	100	131
3	12950.00	36.21	68.20	-31.99	27.52	8.69	Average	100	242
4	12950.00	50.30	88.20	-37.90	41.61	8.69	Peak	100	242

Note 1: Emission Level (dBuV/m) = SA Reading (dBuV) + Factor* (dB/m)
*Factor includes antenna factor , cable loss and amplifier gain
Note 2: Margin (dB) = Emission level (dBuV/m) – Limit (dBuV/m).

Modulation	ax HE20-OFDMA RU26	**Test Freq. (MHz)**	6475
Polarization	Vertical		

Test By :Akun Chung- Temperature(℃):24 Humidity(%):64

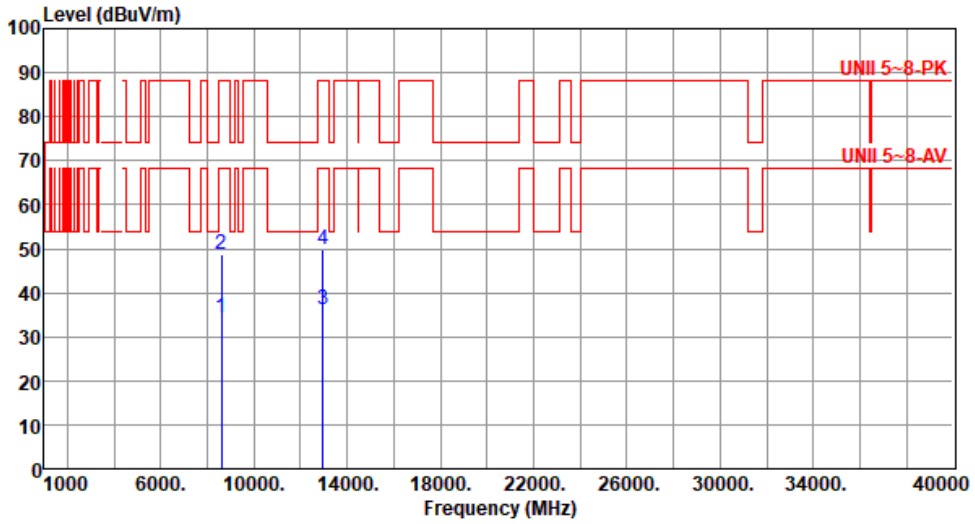

	Freq. MHz	Emission level dBuV/m	Limit dBuV/m	Margin dB	SA reading dBuV	Factor dB/m	Remark	ANT High cm	Turn Table deg
1	8611.75	34.46	68.20	-33.74	27.13	7.33	Average	100	162
2	8611.75	48.60	88.20	-39.60	41.27	7.33	Peak	100	162
3	12950.00	36.24	68.20	-31.96	27.55	8.69	Average	100	205
4	12950.00	49.87	88.20	-38.33	41.18	8.69	Peak	100	205

Note 1: Emission Level (dBuV/m) = SA Reading (dBuV) + Factor* (dB/m)
*Factor includes antenna factor , cable loss and amplifier gain
Note 2: Margin (dB) = Emission level (dBuV/m) – Limit (dBuV/m).

Modulation	ax HE20-OFDMA RU26	**Test Freq. (MHz)**	6515
Polarization	Horizontal		

Test By :Akun Chung- Temperature(℃):24 Humidity(%):64

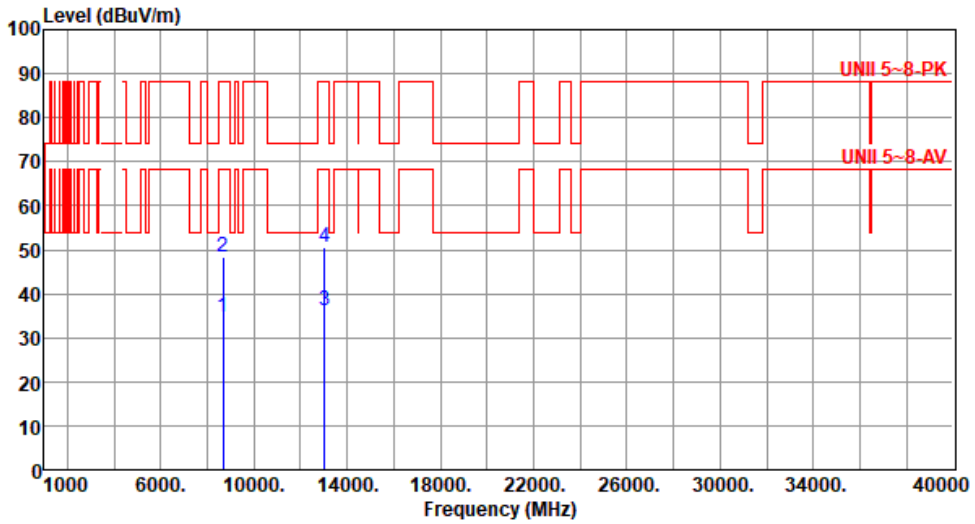

	Freq. MHz	Emission level dBuV/m	Limit dBuV/m	Margin dB	SA reading dBuV	Factor dB/m	Remark	ANT High cm	Turn Table deg
1	8664.95	34.50	68.20	-33.70	27.12	7.38	Average	100	135
2	8664.95	48.52	88.20	-39.68	41.14	7.38	Peak	100	135
3	13030.00	36.12	68.20	-32.08	27.35	8.77	Average	100	246
4	13030.00	50.39	88.20	-37.81	41.62	8.77	Peak	100	246

Note 1: Emission Level (dBuV/m) = SA Reading (dBuV) + Factor* (dB/m)
*Factor includes antenna factor , cable loss and amplifier gain
Note 2: Margin (dB) = Emission level (dBuV/m) – Limit (dBuV/m).

Modulation	ax HE20-OFDMA RU26	**Test Freq. (MHz)**	6515
Polarization	Vertical		

Test By :Akun Chung- Temperature(℃):24 Humidity(%):64

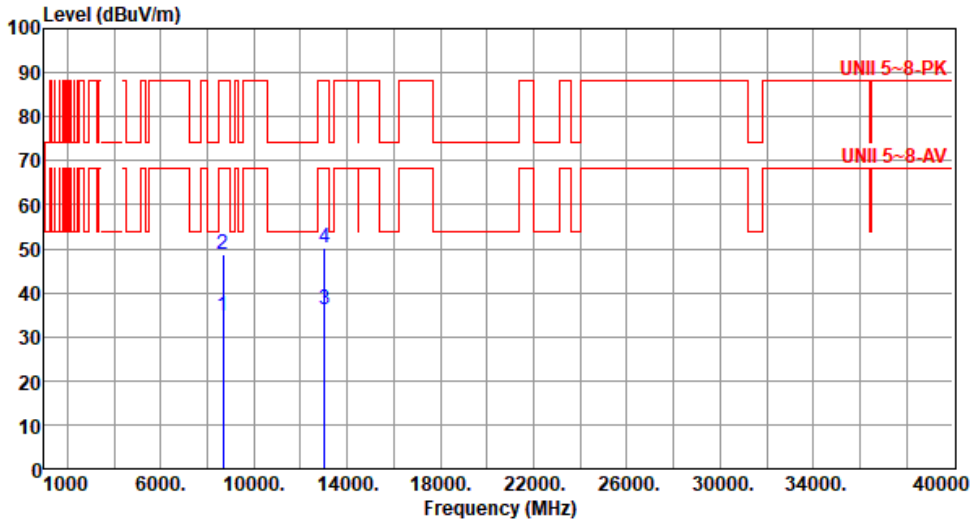

	Freq. MHz	Emission level dBuV/m	Limit dBuV/m	Margin dB	SA reading dBuV	Factor dB/m	Remark	ANT High cm	Turn Table deg
1	8664.95	34.62	68.20	-33.58	27.24	7.38	Average	100	128
2	8664.95	48.74	88.20	-39.46	41.36	7.38	Peak	100	128
3	13030.00	36.18	68.20	-32.02	27.41	8.77	Average	100	106
4	13030.00	50.23	88.20	-37.97	41.46	8.77	Peak	100	106

Note 1: Emission Level (dBuV/m) = SA Reading (dBuV) + Factor* (dB/m)
*Factor includes antenna factor , cable loss and amplifier gain
Note 2: Margin (dB) = Emission level (dBuV/m) – Limit (dBuV/m).

Modulation	ax HE20-OFDMA RU26	**Test Freq. (MHz)**	6535
Polarization	Horizontal		

Test By :Akun Chung- Temperature(℃):24 Humidity(%):64

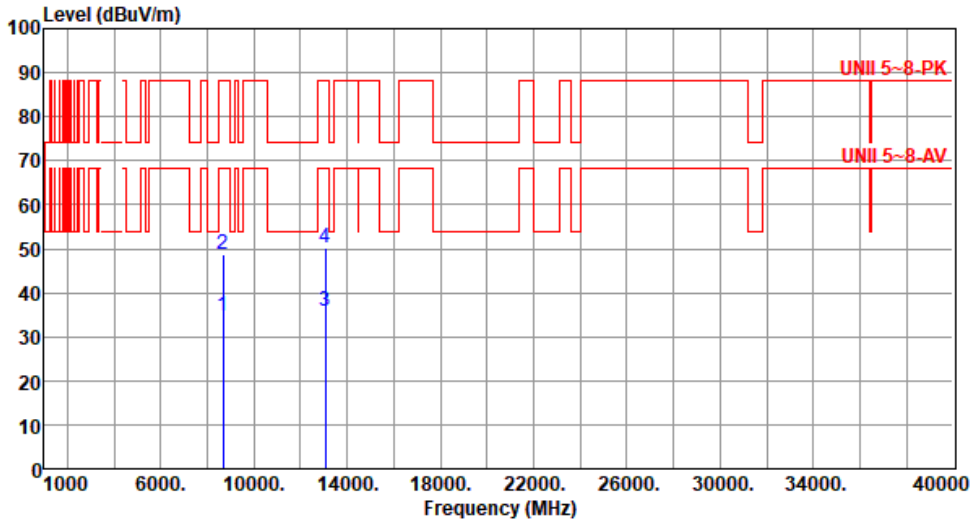

	Freq. MHz	Emission level dBuV/m	Limit dBuV/m	Margin dB	SA reading dBuV	Factor dB/m	Remark	ANT High cm	Turn Table deg
1	8691.55	34.54	68.20	-33.66	27.14	7.40	Average	100	125
2	8691.55	48.58	88.20	-39.62	41.18	7.40	Peak	100	125
3	13070.00	35.97	68.20	-32.23	27.38	8.59	Average	100	218
4	13070.00	50.05	88.20	-38.15	41.46	8.59	Peak	100	218

Note 1: Emission Level (dBuV/m) = SA Reading (dBuV) + Factor* (dB/m)
*Factor includes antenna factor , cable loss and amplifier gain
Note 2: Margin (dB) = Emission level (dBuV/m) – Limit (dBuV/m).

Modulation	ax HE20-OFDMA RU26	**Test Freq. (MHz)**	6535
Polarization	Vertical		

Test By :Akun Chung- Temperature(℃):24 Humidity(%):64

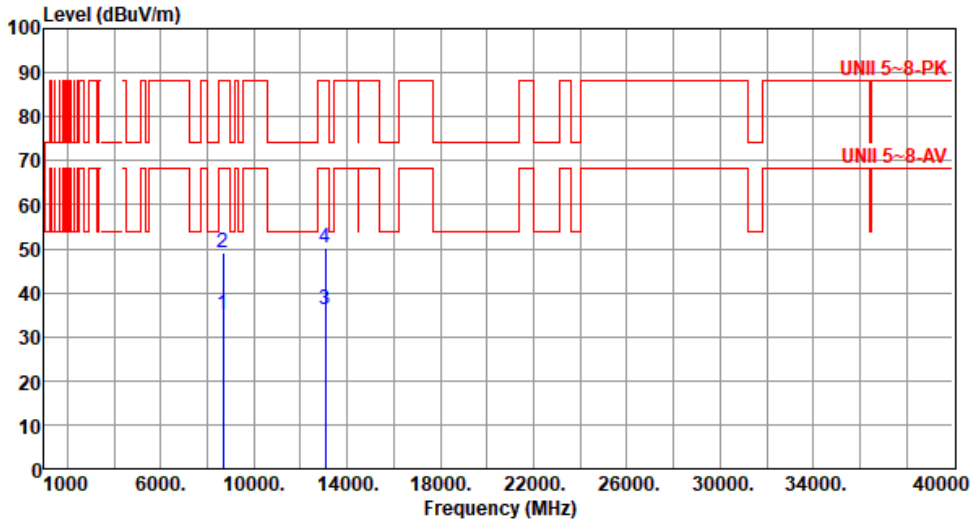

	Freq. MHz	Emission level dBuV/m	Limit dBuV/m	Margin dB	SA reading dBuV	Factor dB/m	Remark	ANT High cm	Turn Table deg
1	8691.55	35.12	68.20	-33.08	27.72	7.40	Average	100	146
2	8691.55	49.15	88.20	-39.05	41.75	7.40	Peak	100	146
3	13070.00	36.13	68.20	-32.07	27.54	8.59	Average	100	114
4	13070.00	50.15	88.20	-38.05	41.56	8.59	Peak	100	114

Note 1: Emission Level (dBuV/m) = SA Reading (dBuV) + Factor* (dB/m)
*Factor includes antenna factor , cable loss and amplifier gain
Note 2: Margin (dB) = Emission level (dBuV/m) – Limit (dBuV/m).

Modulation	ax HE20-OFDMA RU26	**Test Freq. (MHz)**	6715
Polarization	Horizontal		

Test By :Akun Chung- Temperature(℃):23 Humidity(%):63

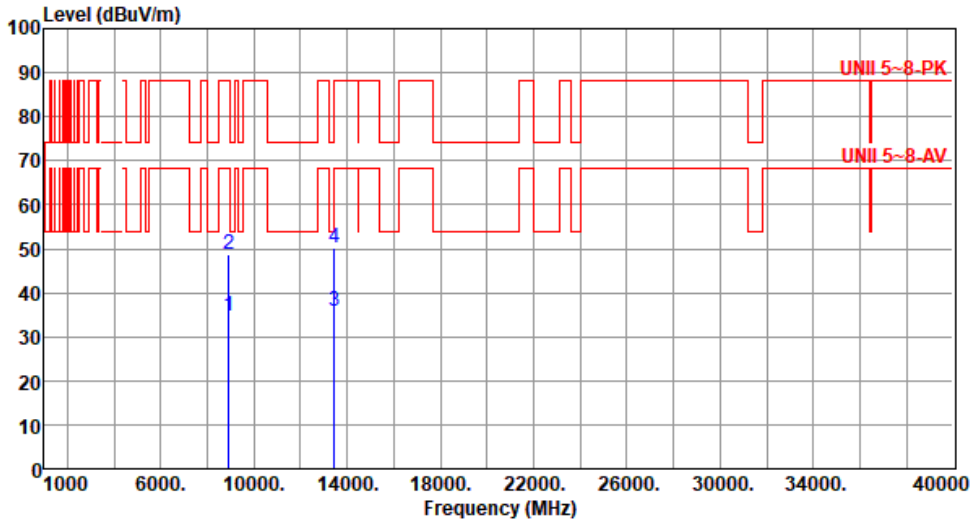

	Freq. MHz	Emission level dBuV/m	Limit dBuV/m	Margin dB	SA reading dBuV	Factor dB/m	Remark	ANT High cm	Turn Table deg
1	8930.95	34.62	68.20	-33.58	27.15	7.47	Average	100	150
2	8930.95	48.85	88.20	-39.35	41.38	7.47	Peak	100	150
3	13430.00	35.71	68.20	-32.49	27.21	8.50	Average	100	221
4	13430.00	50.06	88.20	-38.14	41.56	8.50	Peak	100	221

Note 1: Emission Level (dBuV/m) = SA Reading (dBuV) + Factor* (dB/m)
*Factor includes antenna factor , cable loss and amplifier gain
Note 2: Margin (dB) = Emission level (dBuV/m) – Limit (dBuV/m).

Modulation	ax HE20-OFDMA RU26	**Test Freq. (MHz)**	6715
Polarization	Vertical		

Test By :Akun Chung- Temperature(℃):23 Humidity(%):63

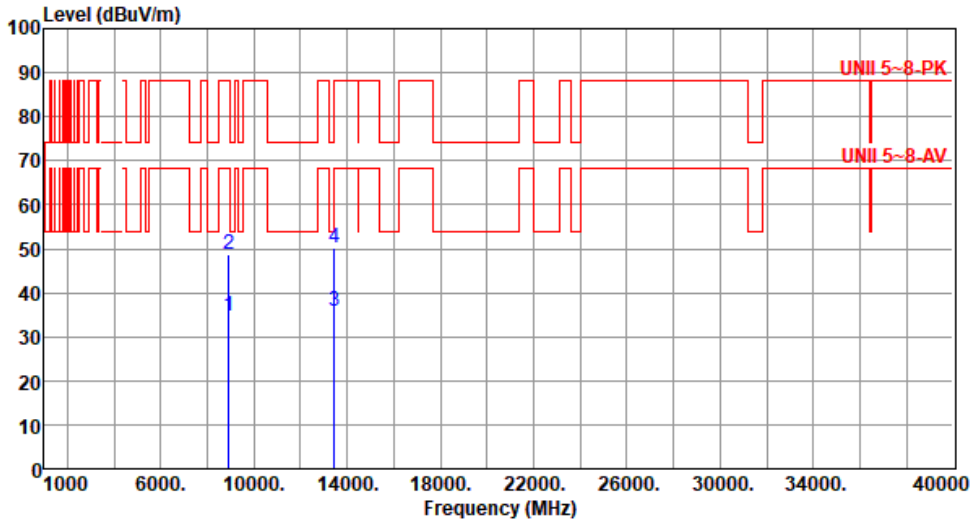

	Freq. MHz	Emission level dBuV/m	Limit dBuV/m	Margin dB	SA reading dBuV	Factor dB/m	Remark	ANT High cm	Turn Table deg
1	8930.95	34.73	68.20	-33.47	27.26	7.47	Average	100	134
2	8930.95	48.68	88.20	-39.52	41.21	7.47	Peak	100	134
3	13430.00	35.88	68.20	-32.32	27.38	8.50	Average	100	162
4	13430.00	50.19	88.20	-38.01	41.69	8.50	Peak	100	162

Note 1: Emission Level (dBuV/m) = SA Reading (dBuV) + Factor* (dB/m)
*Factor includes antenna factor , cable loss and amplifier gain
Note 2: Margin (dB) = Emission level (dBuV/m) – Limit (dBuV/m).

Modulation	ax HE20-OFDMA RU26	**Test Freq. (MHz)**	6855
Polarization	Horizontal		

Test By :Akun Chung- Temperature(℃):23 Humidity(%):63

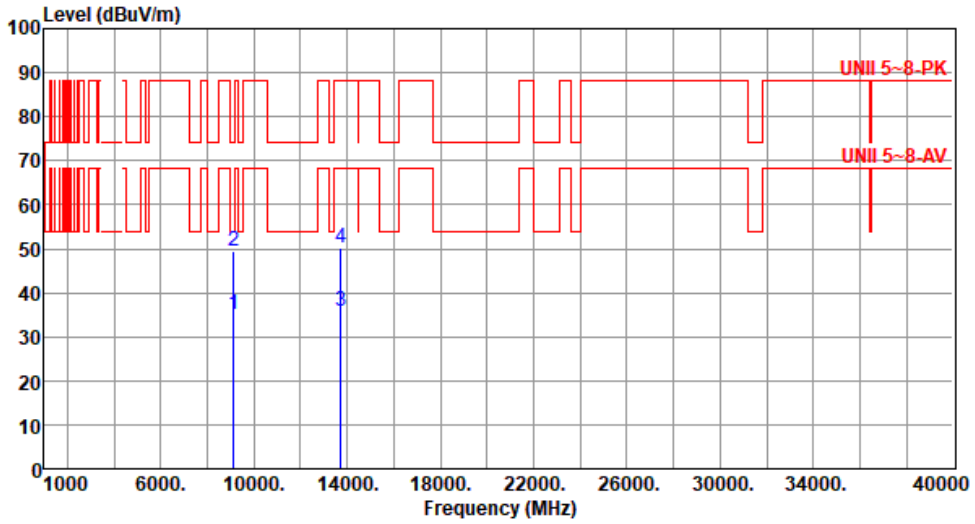

	Freq. MHz	Emission level dBuV/m	Limit dBuV/m	Margin dB	SA reading dBuV	Factor dB/m	Remark	ANT High cm	Turn Table deg
1	9117.15	35.02	54.00	-18.98	27.18	7.84	Average	100	156
2	9117.15	49.28	74.00	-24.72	41.44	7.84	Peak	100	156
3	13710.00	35.72	68.20	-32.48	27.20	8.52	Average	100	202
4	13710.00	50.12	88.20	-38.08	41.60	8.52	Peak	100	202

Note 1: Emission Level (dBuV/m) = SA Reading (dBuV) + Factor* (dB/m)
*Factor includes antenna factor , cable loss and amplifier gain
Note 2: Margin (dB) = Emission level (dBuV/m) – Limit (dBuV/m).

Modulation	ax HE20-OFDMA RU26	**Test Freq. (MHz)**	6855
Polarization	Vertical		

Test By :Akun Chung- Temperature(℃):23 Humidity(%):63

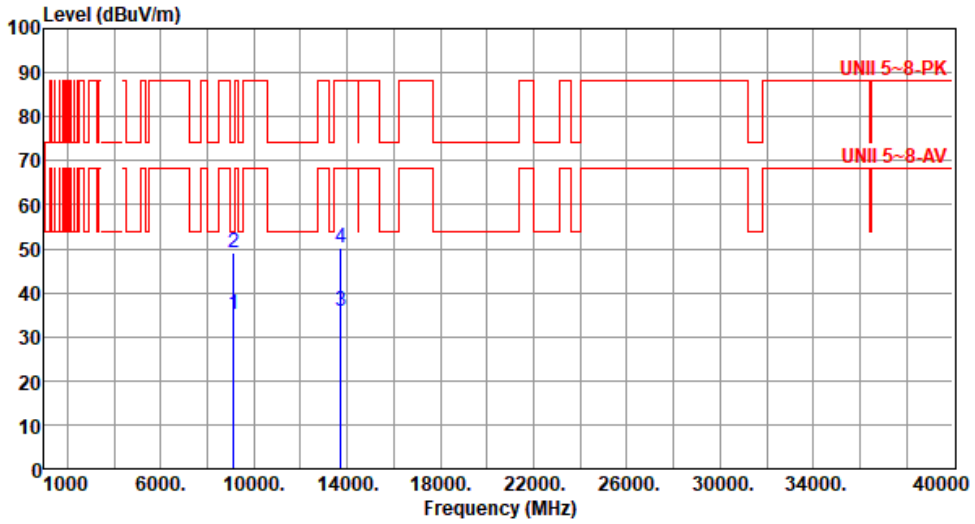

	Freq. MHz	Emission level dBuV/m	Limit dBuV/m	Margin dB	SA reading dBuV	Factor dB/m	Remark	ANT High cm	Turn Table deg
1	9117.15	35.05	54.00	-18.95	27.21	7.84	Average	100	143
2	9117.15	49.05	74.00	-24.95	41.21	7.84	Peak	100	143
3	13710.00	35.76	68.20	-32.44	27.24	8.52	Average	100	174
4	13710.00	50.09	88.20	-38.11	41.57	8.52	Peak	100	174

Note 1: Emission Level (dBuV/m) = SA Reading (dBuV) + Factor* (dB/m)
*Factor includes antenna factor , cable loss and amplifier gain
Note 2: Margin (dB) = Emission level (dBuV/m) – Limit (dBuV/m).

Modulation	ax HE20-OFDMA RU26	**Test Freq. (MHz)**	6875
Polarization	Horizontal		

Test By :Akun Chung- Temperature(℃):23 Humidity(%):63

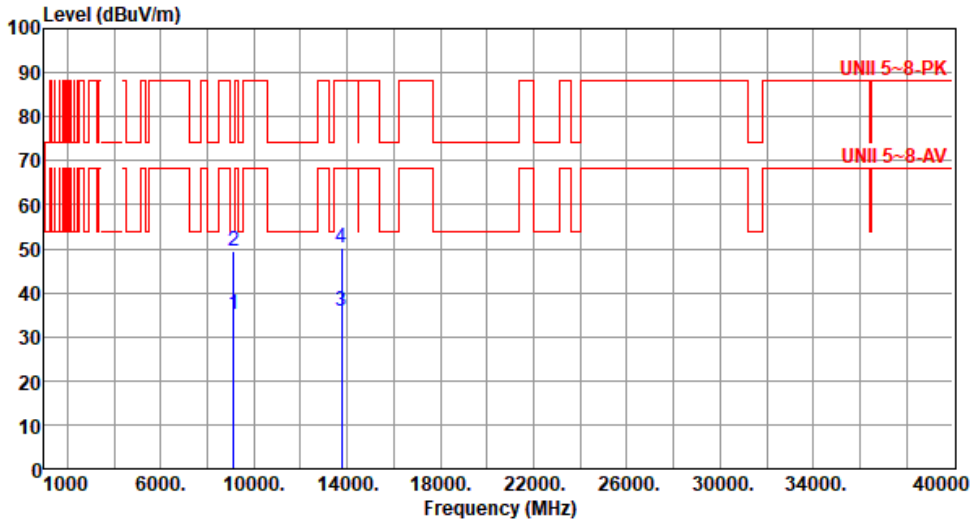

	Freq. MHz	Emission level dBuV/m	Limit dBuV/m	Margin dB	SA reading dBuV	Factor dB/m	Remark	ANT High cm	Turn Table deg
1	9143.75	35.15	54.00	-18.85	27.22	7.93	Average	100	164
2	9143.75	49.42	74.00	-24.58	41.49	7.93	Peak	100	164
3	13750.00	35.83	68.20	-32.37	27.33	8.50	Average	100	198
4	13750.00	50.14	88.20	-38.06	41.64	8.50	Peak	100	198

Note 1: Emission Level (dBuV/m) = SA Reading (dBuV) + Factor* (dB/m)
*Factor includes antenna factor , cable loss and amplifier gain
Note 2: Margin (dB) = Emission level (dBuV/m) – Limit (dBuV/m).

Modulation	ax HE20-OFDMA RU26	**Test Freq. (MHz)**	6875
Polarization	Vertical		

Test By :Akun Chung- Temperature(℃):23 Humidity(%):63

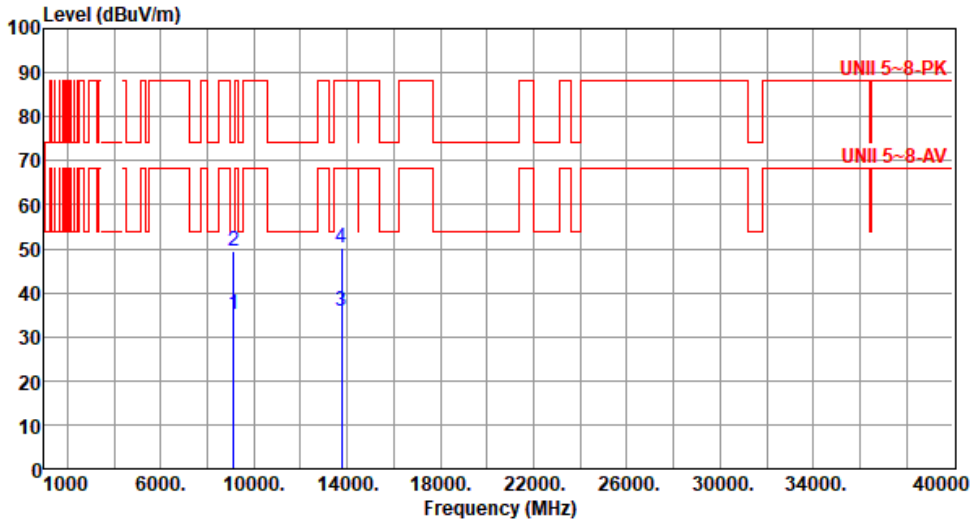

	Freq. MHz	Emission level dBuV/m	Limit dBuV/m	Margin dB	SA reading dBuV	Factor dB/m	Remark	ANT High cm	Turn Table deg
1	9143.75	35.21	54.00	-18.79	27.28	7.93	Average	100	132
2	9143.75	49.30	74.00	-24.70	41.37	7.93	Peak	100	132
3	13750.00	35.83	68.20	-32.37	27.33	8.50	Average	100	111
4	13750.00	50.05	88.20	-38.15	41.55	8.50	Peak	100	111

Note 1: Emission Level (dBuV/m) = SA Reading (dBuV) + Factor* (dB/m)
*Factor includes antenna factor , cable loss and amplifier gain
Note 2: Margin (dB) = Emission level (dBuV/m) – Limit (dBuV/m).

Modulation	ax HE20-OFDMA RU26	**Test Freq. (MHz)**	6895
Polarization	Horizontal		

Test By :Akun Chung- Temperature(℃):23 Humidity(%):63

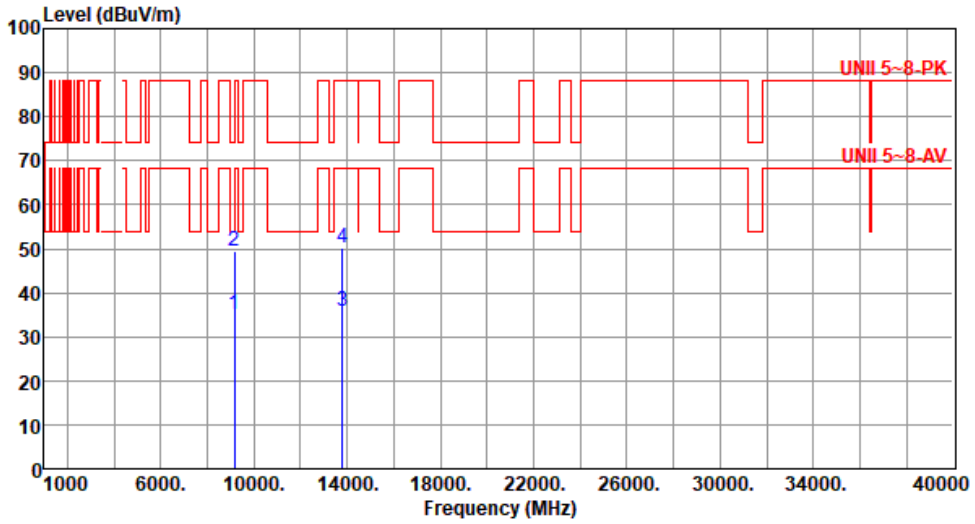

	Freq. MHz	Emission level dBuV/m	Limit dBuV/m	Margin dB	SA reading dBuV	Factor dB/m	Remark	ANT High cm	Turn Table deg
1	9170.35	35.17	54.00	-18.83	27.17	8.00	Average	100	152
2	9170.35	49.38	74.00	-24.62	41.38	8.00	Peak	100	152
3	13790.00	35.82	68.20	-32.38	27.18	8.64	Average	100	204
4	13790.00	50.05	88.20	-38.15	41.41	8.64	Peak	100	204

Note 1: Emission Level (dBuV/m) = SA Reading (dBuV) + Factor* (dB/m)
*Factor includes antenna factor , cable loss and amplifier gain
Note 2: Margin (dB) = Emission level (dBuV/m) – Limit (dBuV/m).

Modulation	ax HE20-OFDMA RU26	**Test Freq. (MHz)**	6895
Polarization	Vertical		

Test By :Akun Chung- Temperature(℃):23 Humidity(%):63

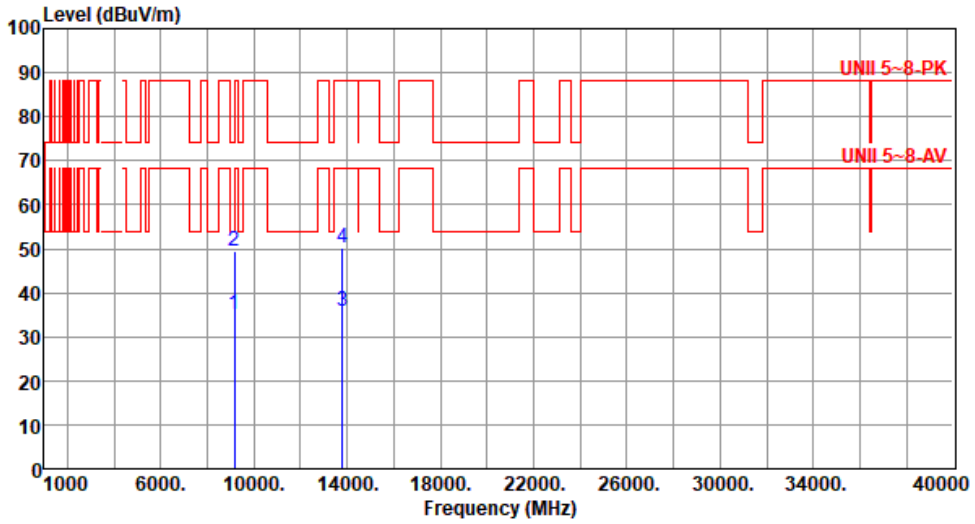

	Freq. MHz	Emission level dBuV/m	Limit dBuV/m	Margin dB	SA reading dBuV	Factor dB/m	Remark	ANT High cm	Turn Table deg
1	9170.35	35.19	54.00	-18.81	27.19	8.00	Average	100	145
2	9170.35	49.53	74.00	-24.47	41.53	8.00	Peak	100	145
3	13790.00	35.88	68.20	-32.32	27.24	8.64	Average	100	103
4	13790.00	50.04	88.20	-38.16	41.40	8.64	Peak	100	103

Note 1: Emission Level (dBuV/m) = SA Reading (dBuV) + Factor* (dB/m)
*Factor includes antenna factor , cable loss and amplifier gain
Note 2: Margin (dB) = Emission level (dBuV/m) – Limit (dBuV/m).

Modulation	ax HE20-OFDMA RU26	**Test Freq. (MHz)**	7015
Polarization	Horizontal		

Test By :Akun Chung- Temperature(℃):23 Humidity(%):63

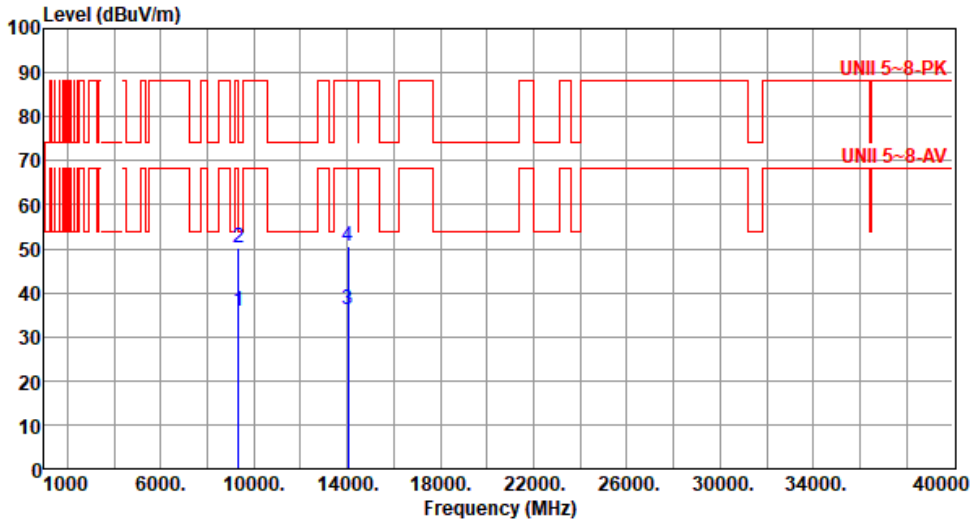

	Freq. MHz	Emission level dBuV/m	Limit dBuV/m	Margin dB	SA reading dBuV	Factor dB/m	Remark	ANT High cm	Turn Table deg
1	9329.95	35.78	54.00	-18.22	27.19	8.59	Average	100	146
2	9329.95	50.03	74.00	-23.97	41.44	8.59	Peak	100	146
3	14030.00	36.34	68.20	-31.86	27.17	9.17	Average	100	179
4	14030.00	50.68	88.20	-37.52	41.51	9.17	Peak	100	179

Note 1: Emission Level (dBuV/m) = SA Reading (dBuV) + Factor* (dB/m)
*Factor includes antenna factor , cable loss and amplifier gain
Note 2: Margin (dB) = Emission level (dBuV/m) – Limit (dBuV/m).

Modulation	ax HE20-OFDMA RU26	**Test Freq. (MHz)**	7015
Polarization	Vertical		

Test By :Akun Chung- Temperature(℃):23 Humidity(%):63

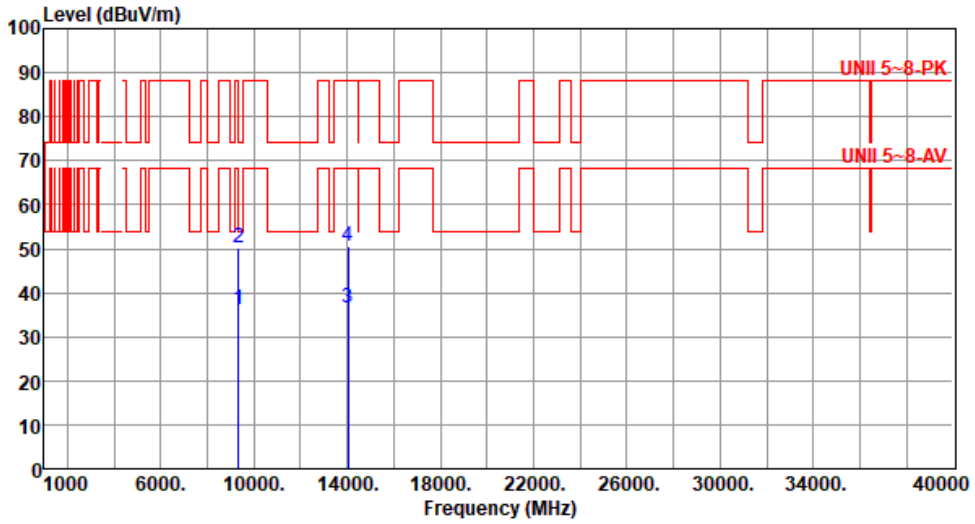

	Freq. MHz	Emission level dBuV/m	Limit dBuV/m	Margin dB	SA reading dBuV	Factor dB/m	Remark	ANT High cm	Turn Table deg
1	9329.95	36.17	54.00	-17.83	27.58	8.59	Average	100	155
2	9329.95	50.14	74.00	-23.86	41.55	8.59	Peak	100	155
3	14030.00	36.39	68.20	-31.81	27.22	9.17	Average	100	134
4	14030.00	50.73	88.20	-37.47	41.56	9.17	Peak	100	134

Note 1: Emission Level (dBuV/m) = SA Reading (dBuV) + Factor* (dB/m)
*Factor includes antenna factor , cable loss and amplifier gain
Note 2: Margin (dB) = Emission level (dBuV/m) – Limit (dBuV/m).

Modulation	ax HE20-OFDMA RU26	**Test Freq. (MHz)**	7095
Polarization	Horizontal		

Test By :Akun Chung- Temperature(℃):23 Humidity(%):63

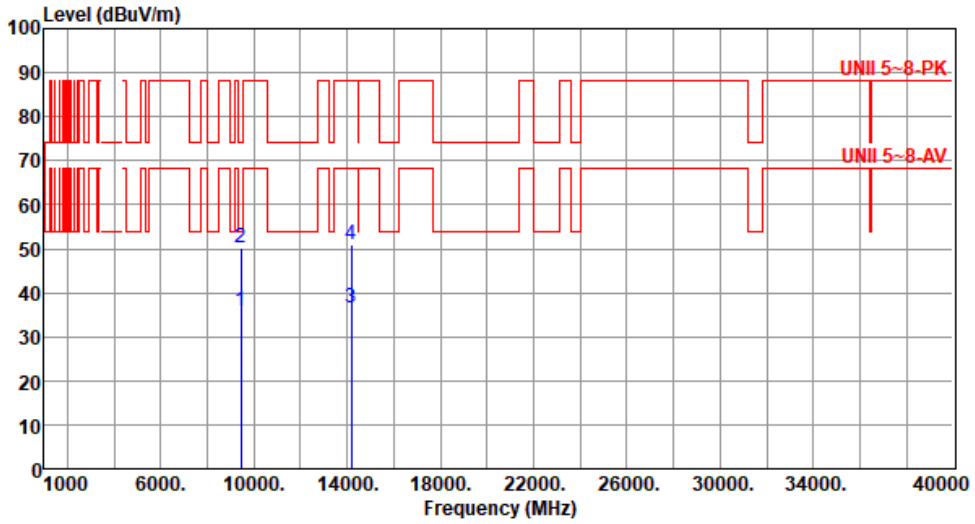

	Freq. MHz	Emission level dBuV/m	Limit dBuV/m	Margin dB	SA reading dBuV	Factor dB/m	Remark	ANT High cm	Turn Table deg
1	9436.35	35.89	54.00	-18.11	27.18	8.71	Average	100	128
2	9436.35	50.36	74.00	-23.64	41.65	8.71	Peak	100	128
3	14190.00	36.51	68.20	-31.69	27.20	9.31	Average	100	162
4	14190.00	50.75	88.20	-37.45	41.44	9.31	Peak	100	162

Note 1: Emission Level (dBuV/m) = SA Reading (dBuV) + Factor* (dB/m)
*Factor includes antenna factor , cable loss and amplifier gain
Note 2: Margin (dB) = Emission level (dBuV/m) – Limit (dBuV/m).

Modulation	ax HE20-OFDMA RU26	**Test Freq. (MHz)**	7095
Polarization	Vertical		

Test By :Akun Chung- Temperature(℃):23 Humidity(%):63

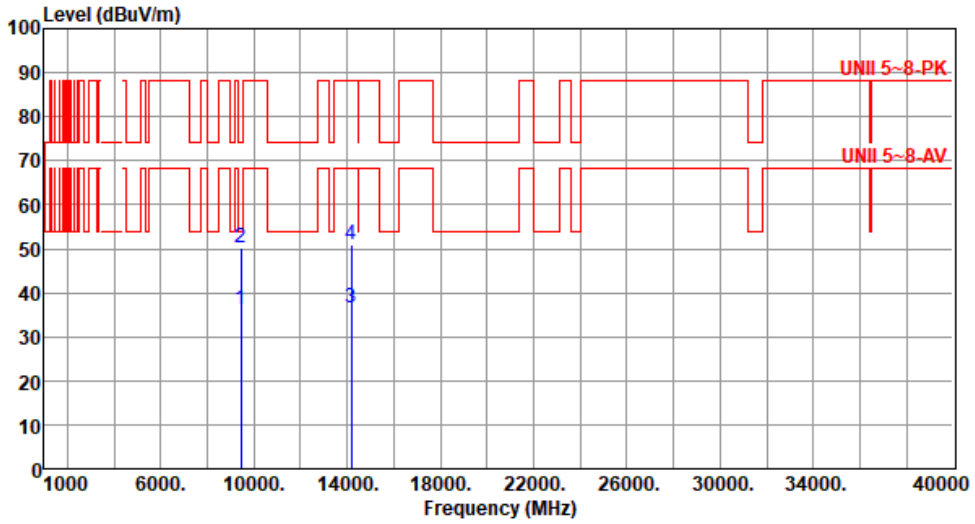

	Freq. MHz	Emission level dBuV/m	Limit dBuV/m	Margin dB	SA reading dBuV	Factor dB/m	Remark	ANT High cm	Turn Table deg
1	9436.35	36.32	54.00	-17.68	27.61	8.71	Average	100	166
2	9436.35	50.22	74.00	-23.78	41.51	8.71	Peak	100	166
3	14190.00	36.55	68.20	-31.65	27.24	9.31	Average	100	125
4	14190.00	50.74	88.20	-37.46	41.43	9.31	Peak	100	125

Note 1: Emission Level (dBuV/m) = SA Reading (dBuV) + Factor* (dB/m)
*Factor includes antenna factor , cable loss and amplifier gain
Note 2: Margin (dB) = Emission level (dBuV/m) – Limit (dBuV/m).

Modulation	ax HE20-OFDMA RU26	**Test Freq. (MHz)**	7115
Polarization	Horizontal		

Test By :Akun Chung- Temperature(℃):23 Humidity(%):63

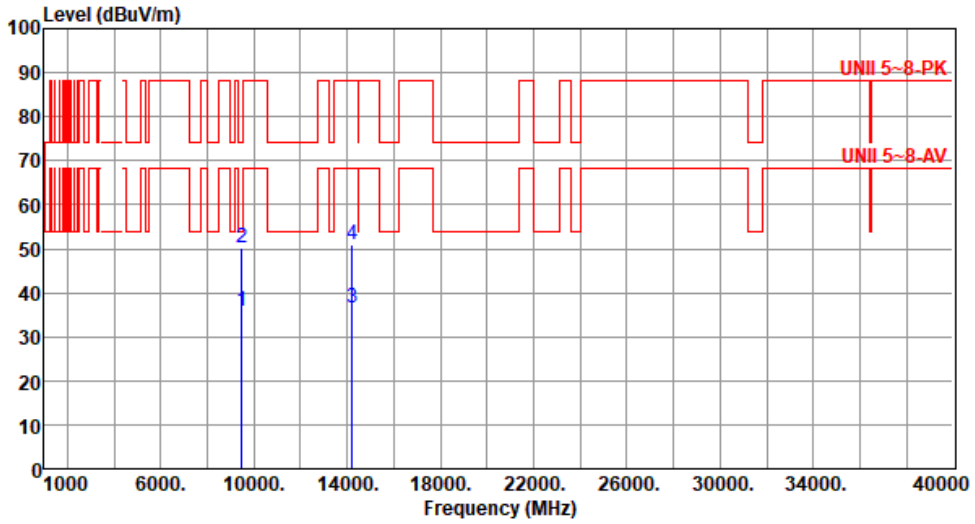

	Freq. MHz	Emission level dBuV/m	Limit dBuV/m	Margin dB	SA reading dBuV	Factor dB/m	Remark	ANT High cm	Turn Table deg
1	9462.95	35.84	54.00	-18.16	27.16	8.68	Average	100	133
2	9462.95	50.21	74.00	-23.79	41.53	8.68	Peak	100	133
3	14230.00	36.49	68.20	-31.71	27.09	9.40	Average	100	168
4	14230.00	50.91	88.20	-37.29	41.51	9.40	Peak	100	168

Note 1: Emission Level (dBuV/m) = SA Reading (dBuV) + Factor* (dB/m)
*Factor includes antenna factor , cable loss and amplifier gain
Note 2: Margin (dB) = Emission level (dBuV/m) – Limit (dBuV/m).

Modulation	ax HE20-OFDMA RU26	**Test Freq. (MHz)**	7115
Polarization	Vertical		

Test By :Akun Chung- Temperature(℃):23 Humidity(%):63

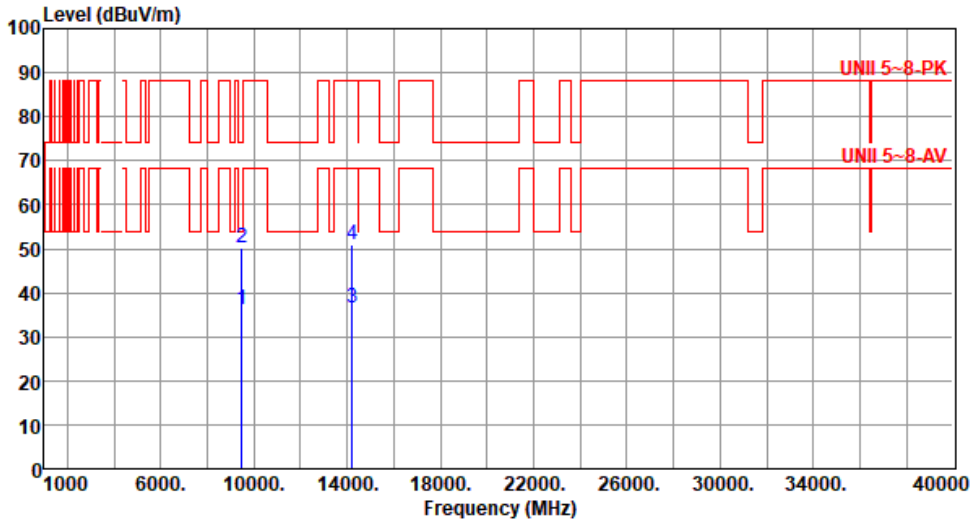

	Freq. MHz	Emission level dBuV/m	Limit dBuV/m	Margin dB	SA reading dBuV	Factor dB/m	Remark	ANT High cm	Turn Table deg
1	9462.95	36.02	54.00	-17.98	27.34	8.68	Average	100	116
2	9462.95	50.13	74.00	-23.87	41.45	8.68	Peak	100	116
3	14230.00	36.60	68.20	-31.60	27.20	9.40	Average	100	159
4	14230.00	50.95	88.20	-37.25	41.55	9.40	Peak	100	159

Note 1: Emission Level (dBuV/m) = SA Reading (dBuV) + Factor* (dB/m)
*Factor includes antenna factor , cable loss and amplifier gain
Note 2: Margin (dB) = Emission level (dBuV/m) – Limit (dBuV/m).

Unwanted Emissions (Above 1GHz) for ax HE20-OFDMA RU52

Modulation	ax HE20-OFDMA RU52	**Test Freq. (MHz)**	5955
Polarization	Horizontal		

Test By :Akun Chung- Temperature(℃):23 Humidity(%):63

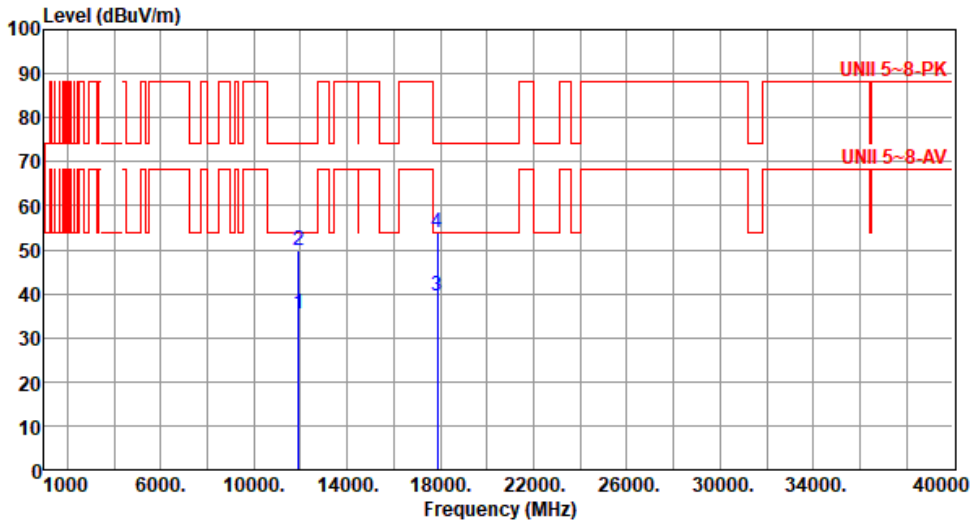

	Freq. MHz	Emission level dBuV/m	Limit dBuV/m	Margin dB	SA reading dBuV	Factor dB/m	Remark	ANT High cm	Turn Table deg
1	11910.00	35.59	54.00	-18.41	27.18	8.41	Average	100	229
2	11910.00	49.96	74.00	-24.04	41.55	8.41	Peak	100	229
3	17865.00	39.36	54.00	-14.64	27.19	12.17	Average	100	143
4	17865.00	53.73	74.00	-20.27	41.56	12.17	Peak	100	143

Note 1: Emission Level (dBuV/m) = SA Reading (dBuV) + Factor* (dB/m)
*Factor includes antenna factor , cable loss and amplifier gain
Note 2: Margin (dB) = Emission level (dBuV/m) – Limit (dBuV/m).

Modulation	ax HE20-OFDMA RU52	**Test Freq. (MHz)**	5955
Polarization	Vertical		

Test By :Akun Chung- Temperature(℃):23 Humidity(%):63

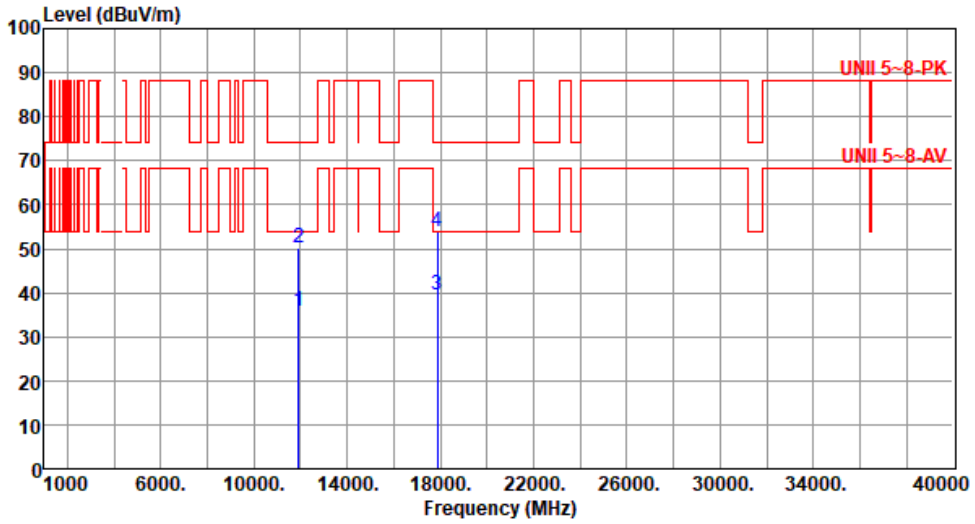

	Freq. MHz	Emission level dBuV/m	Limit dBuV/m	Margin dB	SA reading dBuV	Factor dB/m	Remark	ANT High cm	Turn Table deg
1	11910.00	35.62	54.00	-18.38	27.21	8.41	Average	100	135
2	11910.00	50.06	74.00	-23.94	41.65	8.41	Peak	100	135
3	17865.00	39.59	54.00	-14.41	27.42	12.17	Average	100	182
4	17865.00	53.84	74.00	-20.16	41.67	12.17	Peak	100	182

Note 1: Emission Level (dBuV/m) = SA Reading (dBuV) + Factor* (dB/m)
*Factor includes antenna factor , cable loss and amplifier gain
Note 2: Margin (dB) = Emission level (dBuV/m) – Limit (dBuV/m).

Modulation	ax HE20-OFDMA RU52	**Test Freq. (MHz)**	6175
Polarization	Horizontal		

Test By :Akun Chung- Temperature(℃):23 Humidity(%):63

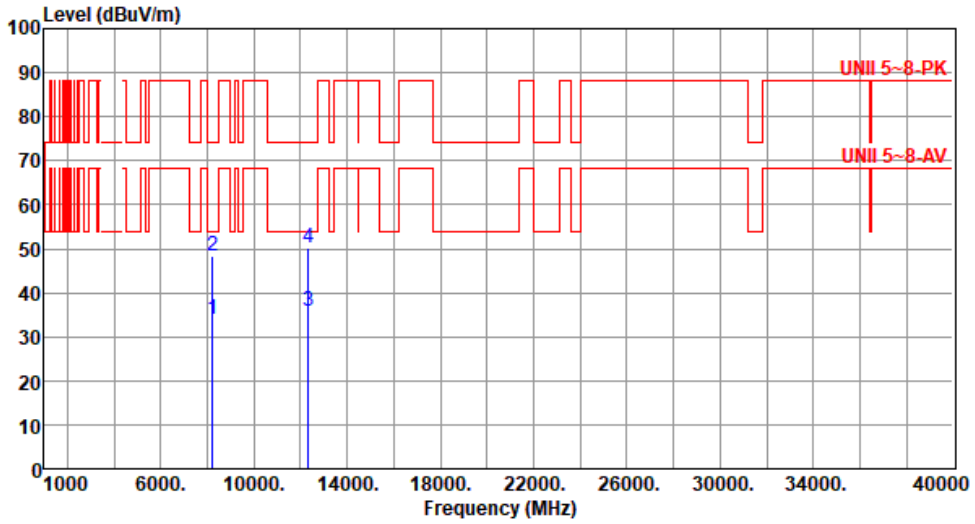

	Freq. MHz	Emission level dBuV/m	Limit dBuV/m	Margin dB	SA reading dBuV	Factor dB/m	Remark	ANT High cm	Turn Table deg
1	8212.75	34.13	54.00	-19.87	27.26	6.87	Average	100	114
2	8212.75	48.40	74.00	-25.60	41.53	6.87	Peak	100	114
3	12350.00	35.69	54.00	-18.31	27.19	8.50	Average	100	234
4	12350.00	50.16	74.00	-23.84	41.66	8.50	Peak	100	234

Note 1: Emission Level (dBuV/m) = SA Reading (dBuV) + Factor* (dB/m)
*Factor includes antenna factor , cable loss and amplifier gain
Note 2: Margin (dB) = Emission level (dBuV/m) – Limit (dBuV/m).

Modulation	ax HE20-OFDMA RU52	**Test Freq. (MHz)**	6175
Polarization	Vertical		

Test By :Akun Chung- Temperature(℃):23 Humidity(%):63

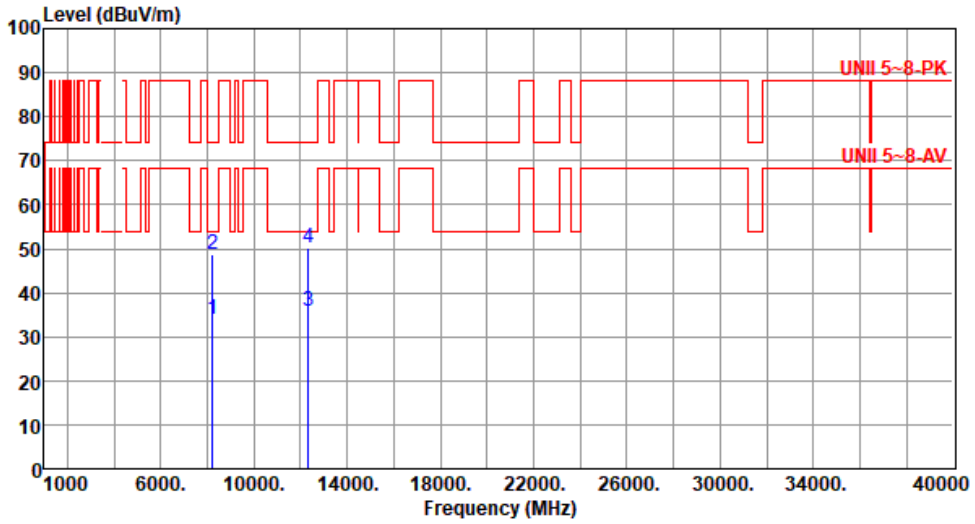

	Freq. MHz	Emission level dBuV/m	Limit dBuV/m	Margin dB	SA reading dBuV	Factor dB/m	Remark	ANT High cm	Turn Table deg
1	8212.75	34.08	54.00	-19.92	27.21	6.87	Average	100	164
2	8212.75	48.56	74.00	-25.44	41.69	6.87	Peak	100	164
3	12350.00	35.82	54.00	-18.18	27.32	8.50	Average	100	124
4	12350.00	50.12	74.00	-23.88	41.62	8.50	Peak	100	124

Note 1: Emission Level (dBuV/m) = SA Reading (dBuV) + Factor* (dB/m)
*Factor includes antenna factor , cable loss and amplifier gain
Note 2: Margin (dB) = Emission level (dBuV/m) – Limit (dBuV/m).

Modulation	ax HE20-OFDMA RU52	**Test Freq. (MHz)**	6415
Polarization	Horizontal		

Test By :Akun Chung- Temperature(℃):23 Humidity(%):63

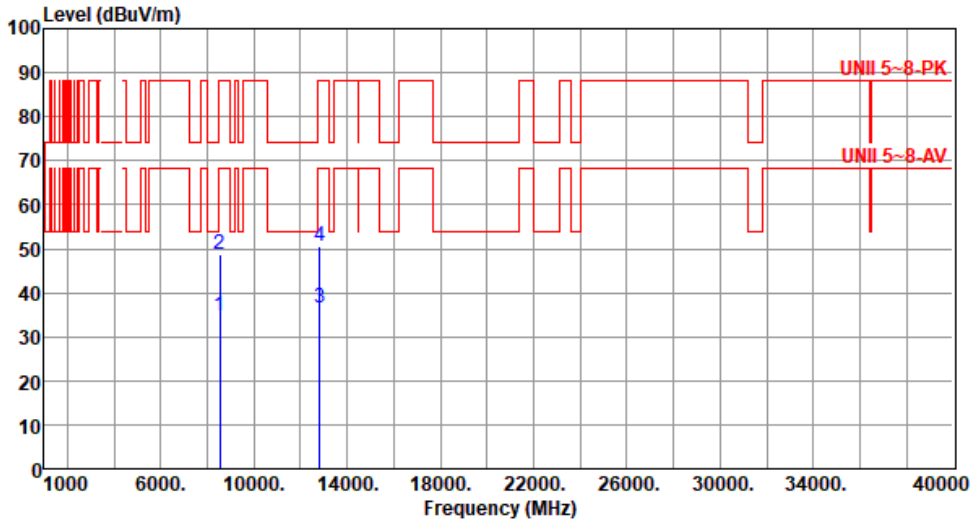

	Freq. MHz	Emission level dBuV/m	Limit dBuV/m	Margin dB	SA reading dBuV	Factor dB/m	Remark	ANT High cm	Turn Table deg
1	8531.95	34.79	68.20	-33.41	27.73	7.06	Average	100	136
2	8531.95	48.88	88.20	-39.32	41.82	7.06	Peak	100	136
3	12830.00	36.39	68.20	-31.81	27.63	8.76	Average	100	208
4	12830.00	50.49	88.20	-37.71	41.73	8.76	Peak	100	208

Note 1: Emission Level (dBuV/m) = SA Reading (dBuV) + Factor* (dB/m)
*Factor includes antenna factor , cable loss and amplifier gain
Note 2: Margin (dB) = Emission level (dBuV/m) – Limit (dBuV/m).

Modulation	ax HE20-OFDMA RU52	**Test Freq. (MHz)**	6415
Polarization	Vertical		

Test By :Akun Chung- Temperature(℃):23 Humidity(%):63

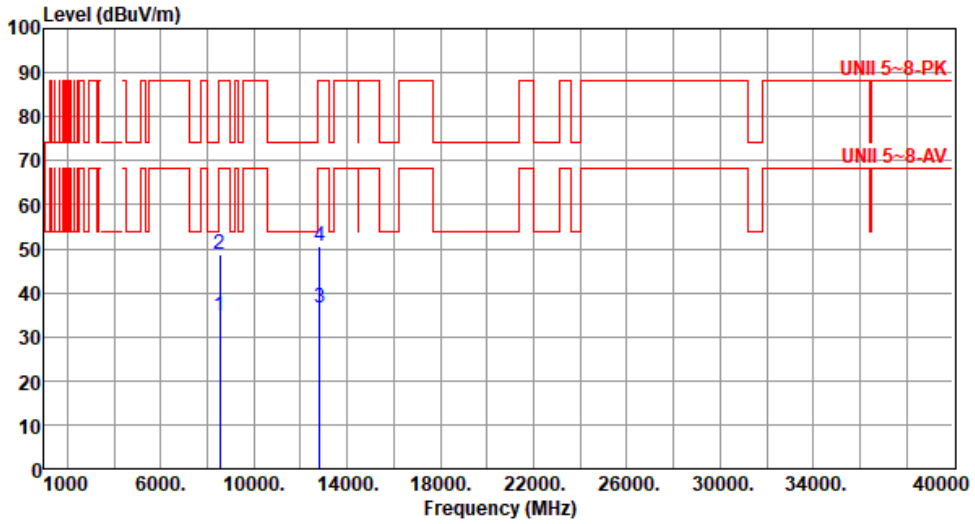

	Freq. MHz	Emission level dBuV/m	Limit dBuV/m	Margin dB	SA reading dBuV	Factor dB/m	Remark	ANT High cm	Turn Table deg
1	8531.95	34.66	68.20	-33.54	27.60	7.06	Average	100	162
2	8531.95	48.72	88.20	-39.48	41.66	7.06	Peak	100	162
3	12830.00	36.56	68.20	-31.64	27.80	8.76	Average	100	123
4	12830.00	50.58	88.20	-37.62	41.82	8.76	Peak	100	123

Note 1: Emission Level (dBuV/m) = SA Reading (dBuV) + Factor* (dB/m)
*Factor includes antenna factor , cable loss and amplifier gain
Note 2: Margin (dB) = Emission level (dBuV/m) – Limit (dBuV/m).

Modulation	ax HE20-OFDMA RU52	**Test Freq. (MHz)**	6435
Polarization	Horizontal		

Test By :Akun Chung- Temperature(℃):23 Humidity(%):63

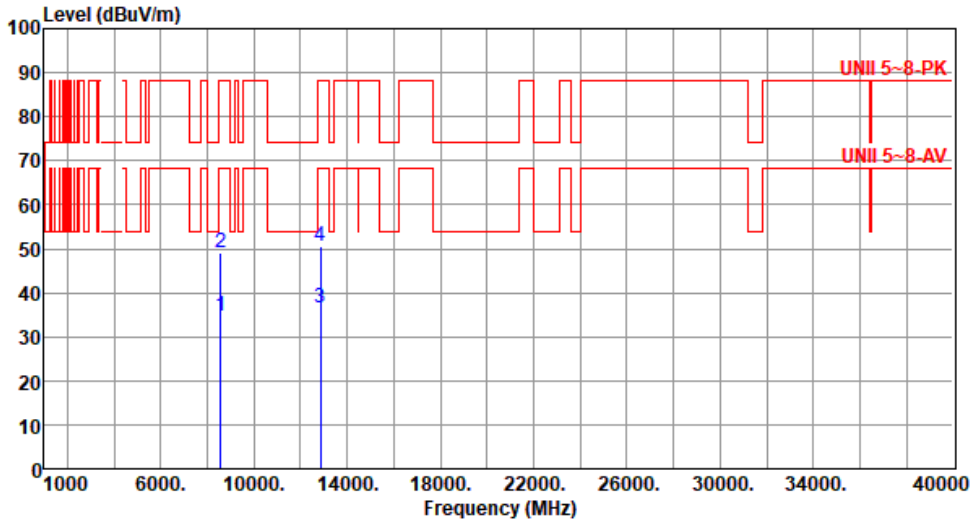

	Freq. MHz	Emission level dBuV/m	Limit dBuV/m	Margin dB	SA reading dBuV	Factor dB/m	Remark	ANT High cm	Turn Table deg
1	8558.55	34.73	68.20	-33.47	27.55	7.18	Average	100	157
2	8558.55	48.91	88.20	-39.29	41.73	7.18	Peak	100	157
3	12870.00	36.41	68.20	-31.79	27.63	8.78	Average	100	238
4	12870.00	50.53	88.20	-37.67	41.75	8.78	Peak	100	238

Note 1: Emission Level (dBuV/m) = SA Reading (dBuV) + Factor* (dB/m)
*Factor includes antenna factor , cable loss and amplifier gain
Note 2: Margin (dB) = Emission level (dBuV/m) – Limit (dBuV/m).

Modulation	ax HE20-OFDMA RU52	**Test Freq. (MHz)**	6435
Polarization	Vertical		

Test By :Akun Chung- Temperature(℃):23 Humidity(%):63

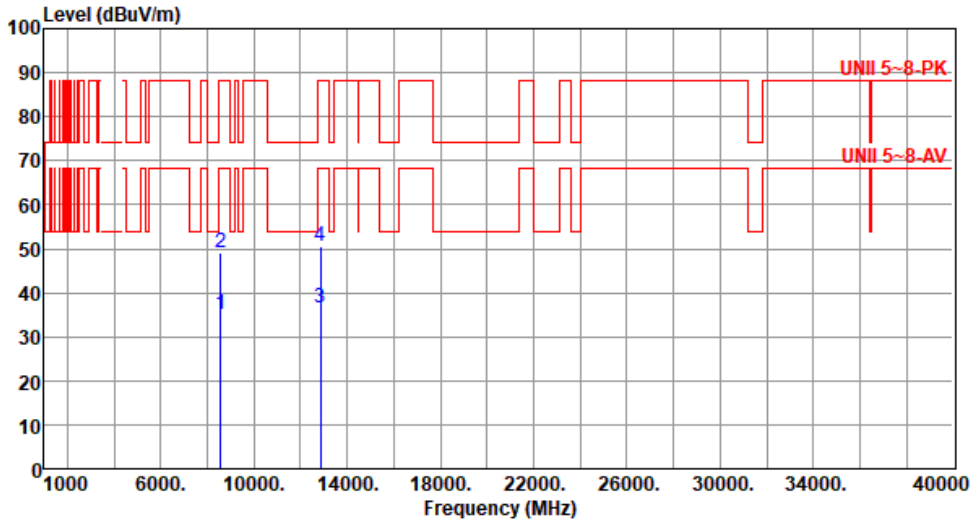

	Freq. MHz	Emission level dBuV/m	Limit dBuV/m	Margin dB	SA reading dBuV	Factor dB/m	Remark	ANT High cm	Turn Table deg
1	8558.55	35.01	68.20	-33.19	27.83	7.18	Average	100	184
2	8558.55	48.97	88.20	-39.23	41.79	7.18	Peak	100	184
3	12870.00	36.39	68.20	-31.81	27.61	8.78	Average	100	135
4	12870.00	50.51	88.20	-37.69	41.73	8.78	Peak	100	135

Note 1: Emission Level (dBuV/m) = SA Reading (dBuV) + Factor* (dB/m)
*Factor includes antenna factor , cable loss and amplifier gain
Note 2: Margin (dB) = Emission level (dBuV/m) – Limit (dBuV/m).

Modulation	ax HE20-OFDMA RU52	**Test Freq. (MHz)**	6475
Polarization	Horizontal		

Test By :Akun Chung- Temperature(℃):23 Humidity(%):63

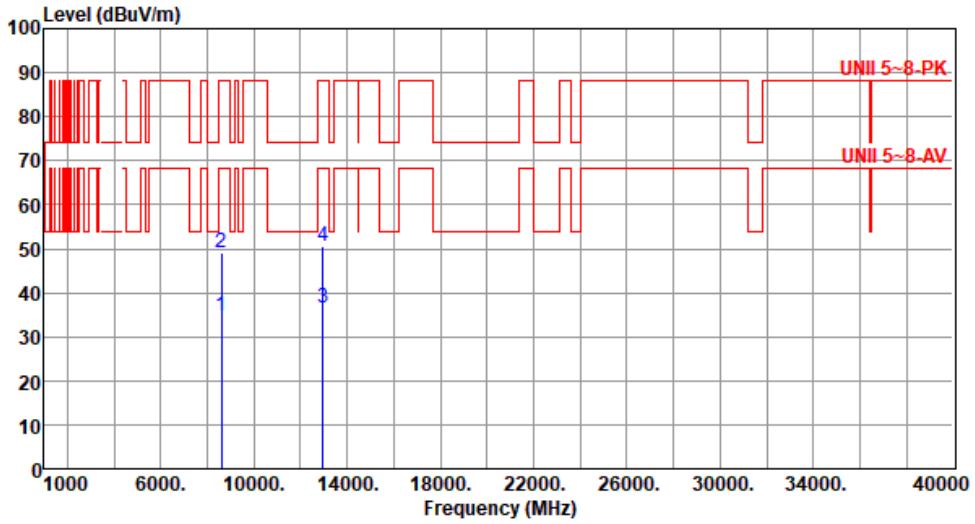

	Freq. MHz	Emission level dBuV/m	Limit dBuV/m	Margin dB	SA reading dBuV	Factor dB/m	Remark	ANT High cm	Turn Table deg
1	8611.75	34.85	68.20	-33.35	27.52	7.33	Average	100	124
2	8611.75	49.00	88.20	-39.20	41.67	7.33	Peak	100	124
3	12950.00	36.60	68.20	-31.60	27.91	8.69	Average	100	258
4	12950.00	50.57	88.20	-37.63	41.88	8.69	Peak	100	258

Note 1: Emission Level (dBuV/m) = SA Reading (dBuV) + Factor* (dB/m)
*Factor includes antenna factor , cable loss and amplifier gain
Note 2: Margin (dB) = Emission level (dBuV/m) – Limit (dBuV/m).

Modulation	ax HE20-OFDMA RU52	**Test Freq. (MHz)**	6475
Polarization	Vertical		

Test By :Akun Chung- Temperature(℃):23 Humidity(%):63

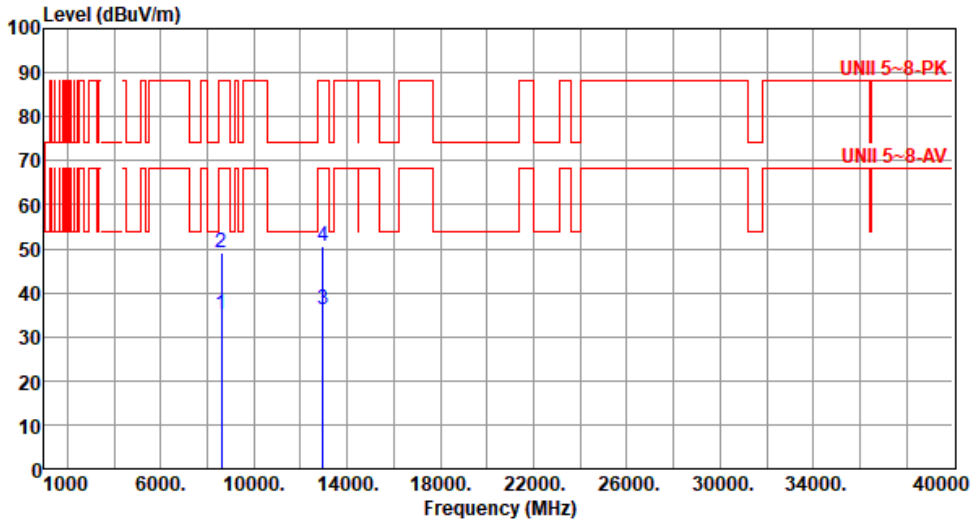

	Freq. MHz	Emission level dBuV/m	Limit dBuV/m	Margin dB	SA reading dBuV	Factor dB/m	Remark	ANT High cm	Turn Table deg
1	8611.75	34.88	68.20	-33.32	27.55	7.33	Average	100	175
2	8611.75	49.01	88.20	-39.19	41.68	7.33	Peak	100	175
3	12950.00	36.27	68.20	-31.93	27.58	8.69	Average	100	218
4	12950.00	50.50	88.20	-37.70	41.81	8.69	Peak	100	218

Note 1: Emission Level (dBuV/m) = SA Reading (dBuV) + Factor* (dB/m)
*Factor includes antenna factor , cable loss and amplifier gain
Note 2: Margin (dB) = Emission level (dBuV/m) – Limit (dBuV/m).

Modulation	ax HE20-OFDMA RU52	**Test Freq. (MHz)**	6515
Polarization	Horizontal		

Test By :Akun Chung- Temperature(℃):23 Humidity(%):63

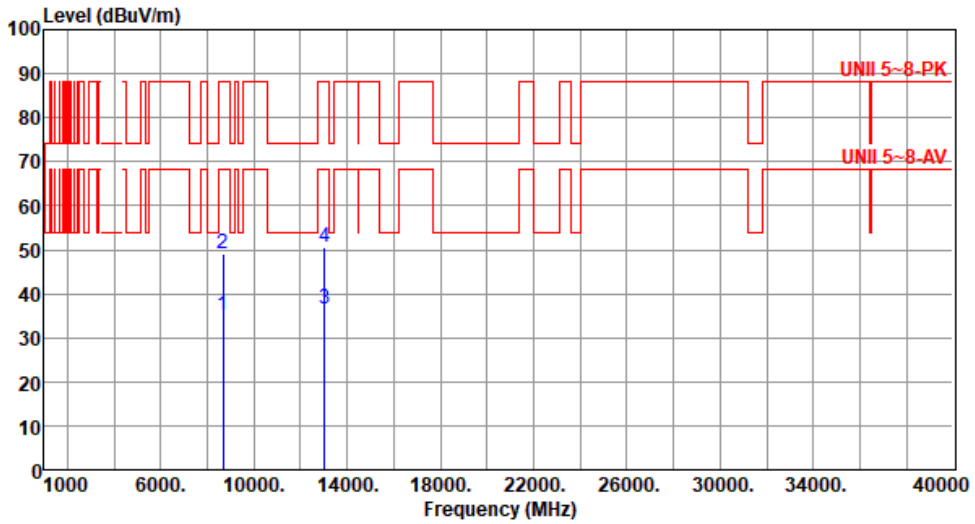

	Freq. MHz	Emission level dBuV/m	Limit dBuV/m	Margin dB	SA reading dBuV	Factor dB/m	Remark	ANT High cm	Turn Table deg
1	8664.95	35.20	68.20	-33.00	27.82	7.38	Average	100	146
2	8664.95	49.00	88.20	-39.20	41.62	7.38	Peak	100	146
3	13030.00	36.43	68.20	-31.77	27.66	8.77	Average	100	263
4	13030.00	50.54	88.20	-37.66	41.77	8.77	Peak	100	263

Note 1: Emission Level (dBuV/m) = SA Reading (dBuV) + Factor* (dB/m)
*Factor includes antenna factor , cable loss and amplifier gain
Note 2: Margin (dB) = Emission level (dBuV/m) – Limit (dBuV/m).

Modulation	ax HE20-OFDMA RU52	**Test Freq. (MHz)**	6515
Polarization	Vertical		

Test By :Akun Chung- Temperature(℃):23 Humidity(%):63

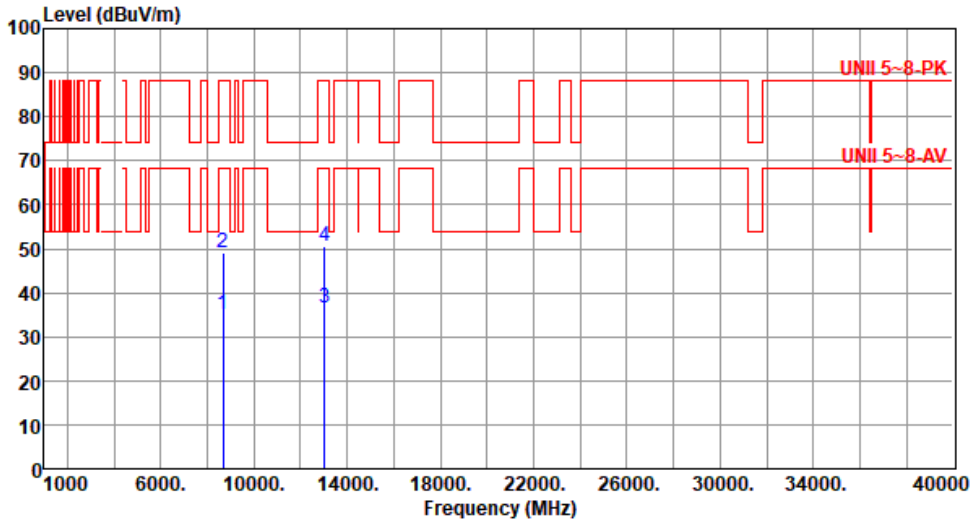

	Freq. MHz	Emission level dBuV/m	Limit dBuV/m	Margin dB	SA reading dBuV	Factor dB/m	Remark	ANT High cm	Turn Table deg
1	8664.95	35.09	68.20	-33.11	27.71	7.38	Average	100	143
2	8664.95	49.10	88.20	-39.10	41.72	7.38	Peak	100	143
3	13030.00	36.52	68.20	-31.68	27.75	8.77	Average	100	111
4	13030.00	50.43	88.20	-37.77	41.66	8.77	Peak	100	111

Note 1: Emission Level (dBuV/m) = SA Reading (dBuV) + Factor* (dB/m)
*Factor includes antenna factor , cable loss and amplifier gain
Note 2: Margin (dB) = Emission level (dBuV/m) – Limit (dBuV/m).

Modulation	ax HE20-OFDMA RU52	**Test Freq. (MHz)**	6535
Polarization	Horizontal		

Test By :Akun Chung- Temperature(℃):23 Humidity(%):63

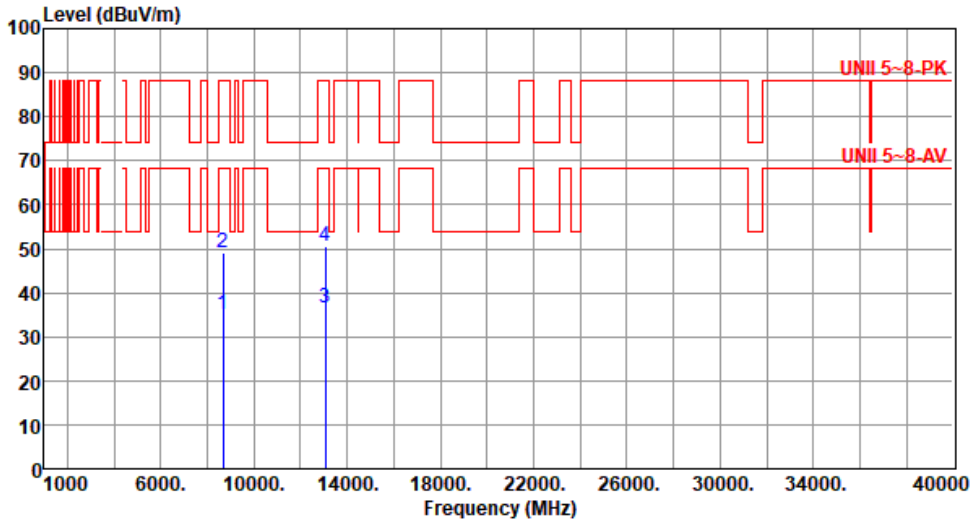

	Freq. MHz	Emission level dBuV/m	Limit dBuV/m	Margin dB	SA reading dBuV	Factor dB/m	Remark	ANT High cm	Turn Table deg
1	8691.55	34.95	68.20	-33.25	27.55	7.40	Average	100	138
2	8691.55	49.14	88.20	-39.06	41.74	7.40	Peak	100	138
3	13070.00	36.48	68.20	-31.72	27.89	8.59	Average	100	224
4	13070.00	50.63	88.20	-37.57	42.04	8.59	Peak	100	224

Note 1: Emission Level (dBuV/m) = SA Reading (dBuV) + Factor* (dB/m)
*Factor includes antenna factor , cable loss and amplifier gain
Note 2: Margin (dB) = Emission level (dBuV/m) – Limit (dBuV/m).

Modulation	ax HE20-OFDMA RU52	**Test Freq. (MHz)**	6535
Polarization	Vertical		

Test By :Akun Chung- Temperature(℃):23 Humidity(%):63

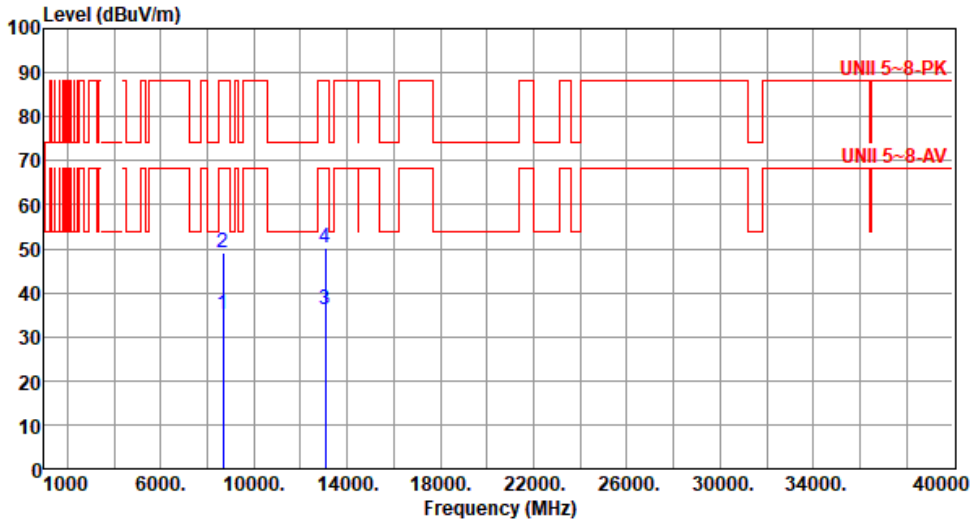

	Freq. MHz	Emission level dBuV/m	Limit dBuV/m	Margin dB	SA reading dBuV	Factor dB/m	Remark	ANT High cm	Turn Table deg
1	8691.55	35.14	68.20	-33.06	27.74	7.40	Average	100	151
2	8691.55	49.17	88.20	-39.03	41.77	7.40	Peak	100	151
3	13070.00	36.15	68.20	-32.05	27.56	8.59	Average	100	122
4	13070.00	50.17	88.20	-38.03	41.58	8.59	Peak	100	122

Note 1: Emission Level (dBuV/m) = SA Reading (dBuV) + Factor* (dB/m)
*Factor includes antenna factor , cable loss and amplifier gain
Note 2: Margin (dB) = Emission level (dBuV/m) – Limit (dBuV/m).

Modulation	ax HE20-OFDMA RU52	**Test Freq. (MHz)**	6715
Polarization	Horizontal		

Test By :Akun Chung- Temperature(℃):23 Humidity(%):63

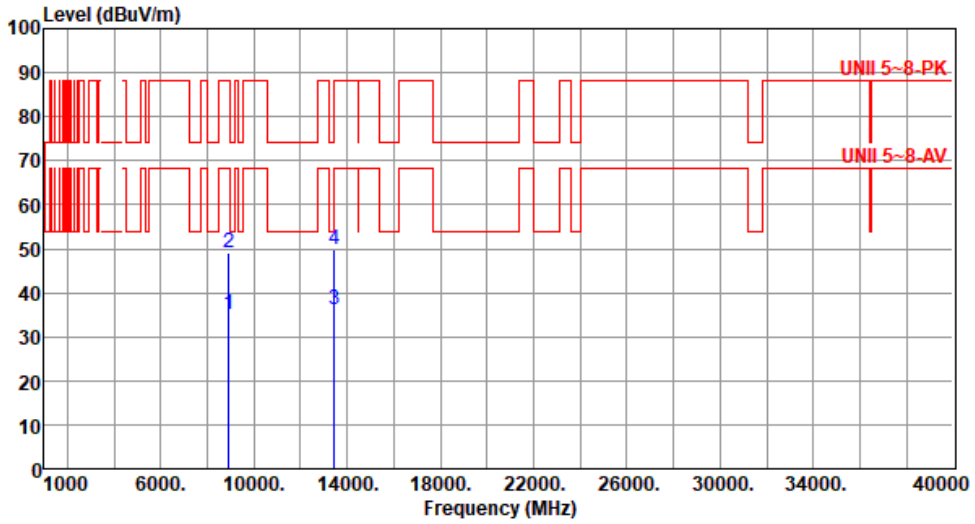

	Freq. MHz	Emission level dBuV/m	Limit dBuV/m	Margin dB	SA reading dBuV	Factor dB/m	Remark	ANT High cm	Turn Table deg
1	8930.95	35.13	68.20	-33.07	27.66	7.47	Average	100	148
2	8930.95	49.19	88.20	-39.01	41.72	7.47	Peak	100	148
3	13430.00	36.24	68.20	-31.96	27.74	8.50	Average	100	240
4	13430.00	49.96	88.20	-38.24	41.46	8.50	Peak	100	240

Note 1: Emission Level (dBuV/m) = SA Reading (dBuV) + Factor* (dB/m)
*Factor includes antenna factor , cable loss and amplifier gain
Note 2: Margin (dB) = Emission level (dBuV/m) – Limit (dBuV/m).

Modulation	ax HE20-OFDMA RU52	**Test Freq. (MHz)**	6715
Polarization	Vertical		

Test By :Akun Chung- Temperature(℃):23 Humidity(%):63

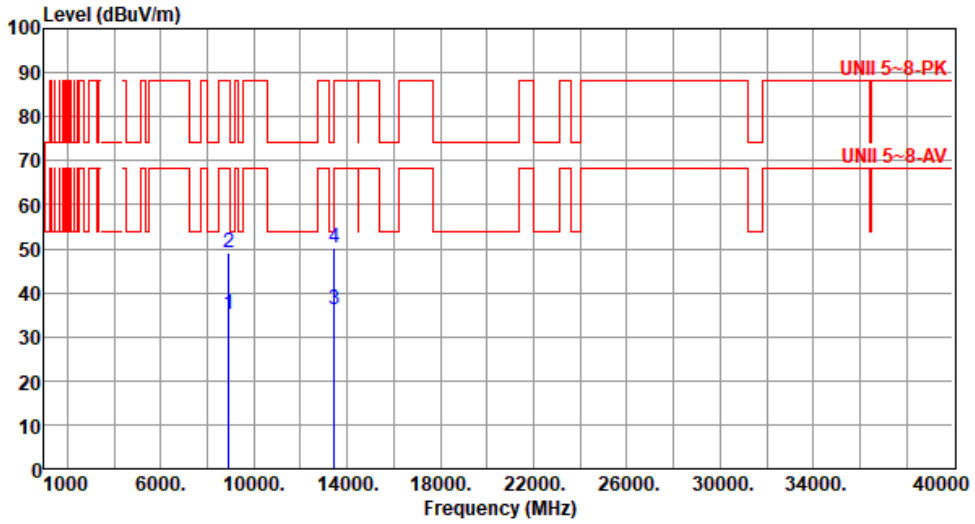

	Freq. MHz	Emission level dBuV/m	Limit dBuV/m	Margin dB	SA reading dBuV	Factor dB/m	Remark	ANT High cm	Turn Table deg
1	8930.95	35.09	68.20	-33.11	27.62	7.47	Average	100	124
2	8930.95	49.06	88.20	-39.14	41.59	7.47	Peak	100	124
3	13430.00	36.33	68.20	-31.87	27.83	8.50	Average	100	158
4	13430.00	50.21	88.20	-37.99	41.71	8.50	Peak	100	158

Note 1: Emission Level (dBuV/m) = SA Reading (dBuV) + Factor* (dB/m)
*Factor includes antenna factor , cable loss and amplifier gain
Note 2: Margin (dB) = Emission level (dBuV/m) – Limit (dBuV/m).

Modulation	ax HE20-OFDMA RU52	**Test Freq. (MHz)**	6855
Polarization	Horizontal		

Test By :Akun Chung- Temperature(℃):23 Humidity(%):63

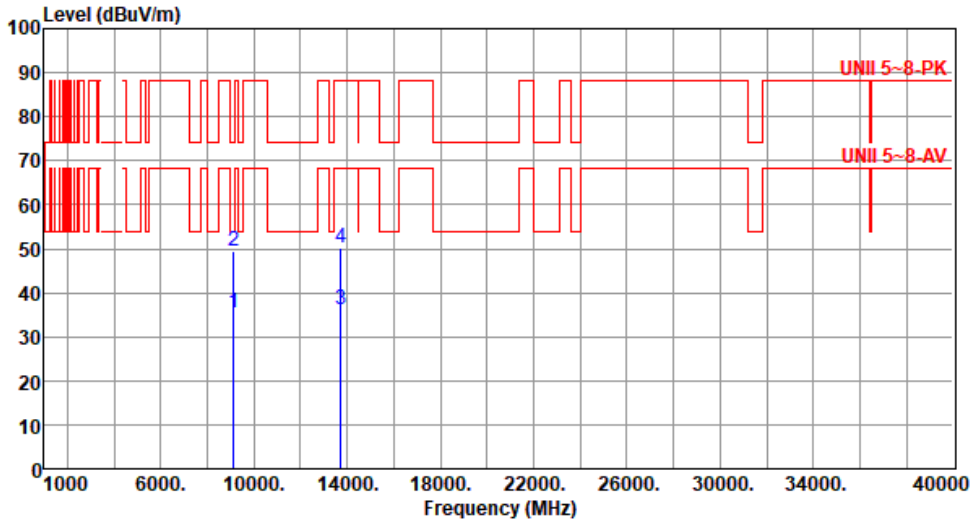

	Freq. MHz	Emission level dBuV/m	Limit dBuV/m	Margin dB	SA reading dBuV	Factor dB/m	Remark	ANT High cm	Turn Table deg
1	9117.15	35.55	54.00	-18.45	27.71	7.84	Average	100	147
2	9117.15	49.32	74.00	-24.68	41.48	7.84	Peak	100	147
3	13710.00	36.26	68.20	-31.94	27.74	8.52	Average	100	213
4	13710.00	50.14	88.20	-38.06	41.62	8.52	Peak	100	213

Note 1: Emission Level (dBuV/m) = SA Reading (dBuV) + Factor* (dB/m)
*Factor includes antenna factor , cable loss and amplifier gain
Note 2: Margin (dB) = Emission level (dBuV/m) – Limit (dBuV/m).

Modulation	ax HE20-OFDMA RU52	**Test Freq. (MHz)**	6855
Polarization	Vertical		

Test By :Akun Chung- Temperature(℃):23 Humidity(%):63

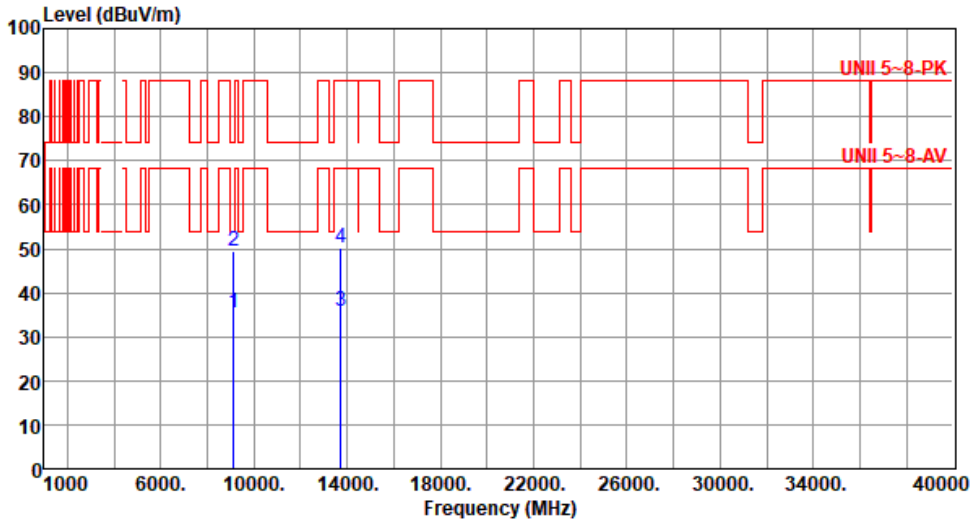

	Freq. MHz	Emission level dBuV/m	Limit dBuV/m	Margin dB	SA reading dBuV	Factor dB/m	Remark	ANT High cm	Turn Table deg
1	9117.15	35.41	54.00	-18.59	27.57	7.84	Average	100	121
2	9117.15	49.46	74.00	-24.54	41.62	7.84	Peak	100	121
3	13710.00	35.96	68.20	-32.24	27.44	8.52	Average	100	187
4	13710.00	50.11	88.20	-38.09	41.59	8.52	Peak	100	187

Note 1: Emission Level (dBuV/m) = SA Reading (dBuV) + Factor* (dB/m)
*Factor includes antenna factor , cable loss and amplifier gain
Note 2: Margin (dB) = Emission level (dBuV/m) – Limit (dBuV/m).

Modulation	ax HE20-OFDMA RU52	**Test Freq. (MHz)**	6875
Polarization	Horizontal		

Test By :Akun Chung- Temperature(℃):23 Humidity(%):63

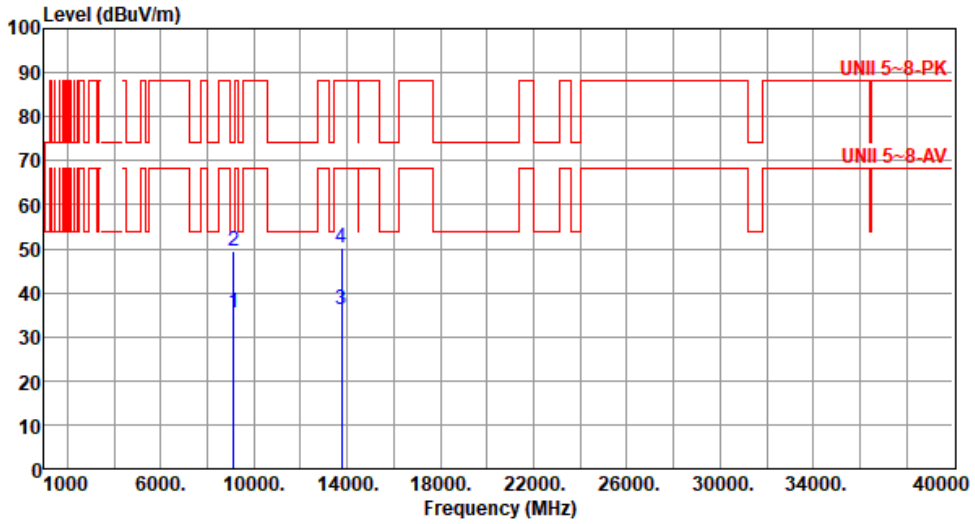

	Freq. MHz	Emission level dBuV/m	Limit dBuV/m	Margin dB	SA reading dBuV	Factor dB/m	Remark	ANT High cm	Turn Table deg
1	9143.75	35.47	54.00	-18.53	27.54	7.93	Average	100	153
2	9143.75	49.43	74.00	-24.57	41.50	7.93	Peak	100	153
3	13750.00	36.03	68.20	-32.17	27.53	8.50	Average	100	206
4	13750.00	50.17	88.20	-38.03	41.67	8.50	Peak	100	206

Note 1: Emission Level (dBuV/m) = SA Reading (dBuV) + Factor* (dB/m)
*Factor includes antenna factor , cable loss and amplifier gain
Note 2: Margin (dB) = Emission level (dBuV/m) – Limit (dBuV/m).

Modulation	ax HE20-OFDMA RU52	**Test Freq. (MHz)**	6875
Polarization	Vertical		

Test By :Akun Chung- Temperature(℃):23 Humidity(%):63

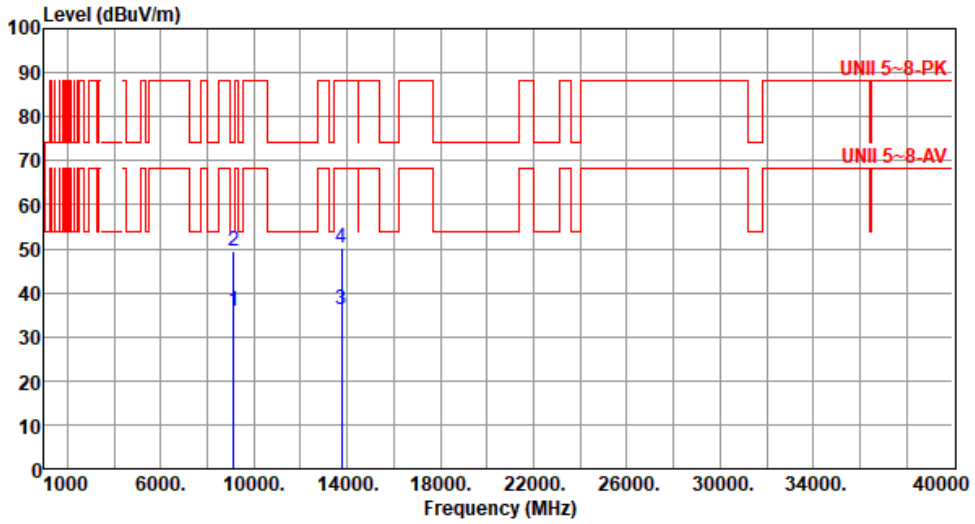

	Freq. MHz	Emission level dBuV/m	Limit dBuV/m	Margin dB	SA reading dBuV	Factor dB/m	Remark	ANT High cm	Turn Table deg
1	9143.75	35.66	54.00	-18.34	27.73	7.93	Average	100	126
2	9143.75	49.57	74.00	-24.43	41.64	7.93	Peak	100	126
3	13750.00	36.12	68.20	-32.08	27.62	8.50	Average	100	104
4	13750.00	50.08	88.20	-38.12	41.58	8.50	Peak	100	104

Note 1: Emission Level (dBuV/m) = SA Reading (dBuV) + Factor* (dB/m)
*Factor includes antenna factor , cable loss and amplifier gain
Note 2: Margin (dB) = Emission level (dBuV/m) – Limit (dBuV/m).

Modulation	ax HE20-OFDMA RU52	**Test Freq. (MHz)**	6895
Polarization	Horizontal		

Test By :Akun Chung- Temperature(℃):23 Humidity(%):63

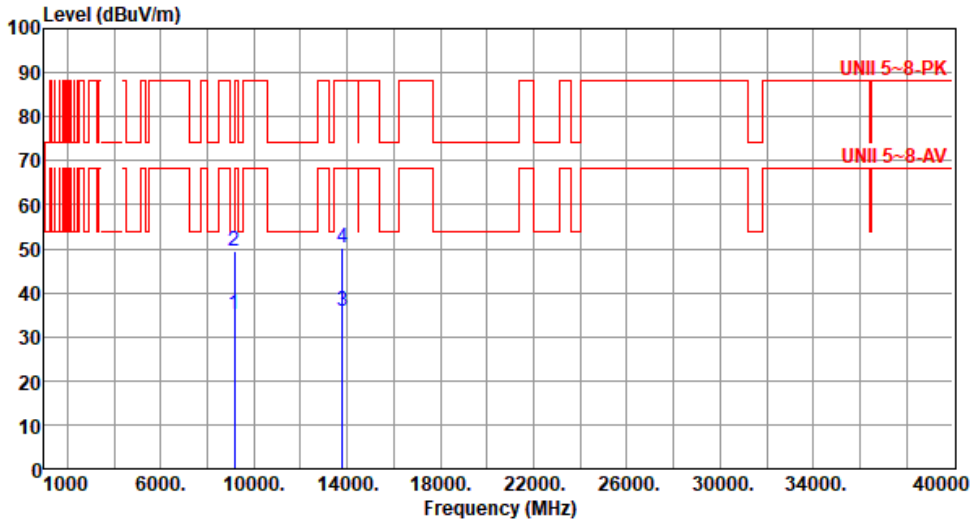

	Freq. MHz	Emission level dBuV/m	Limit dBuV/m	Margin dB	SA reading dBuV	Factor dB/m	Remark	ANT High cm	Turn Table deg
1	9170.35	35.17	54.00	-18.83	27.17	8.00	Average	100	152
2	9170.35	49.38	74.00	-24.62	41.38	8.00	Peak	100	152
3	13790.00	35.82	68.20	-32.38	27.18	8.64	Average	100	204
4	13790.00	50.05	88.20	-38.15	41.41	8.64	Peak	100	204

Note 1: Emission Level (dBuV/m) = SA Reading (dBuV) + Factor* (dB/m)
*Factor includes antenna factor , cable loss and amplifier gain
Note 2: Margin (dB) = Emission level (dBuV/m) – Limit (dBuV/m).

Modulation	ax HE20-OFDMA RU52	**Test Freq. (MHz)**	6895
Polarization	Vertical		

Test By :Akun Chung- Temperature(℃):23 Humidity(%):63

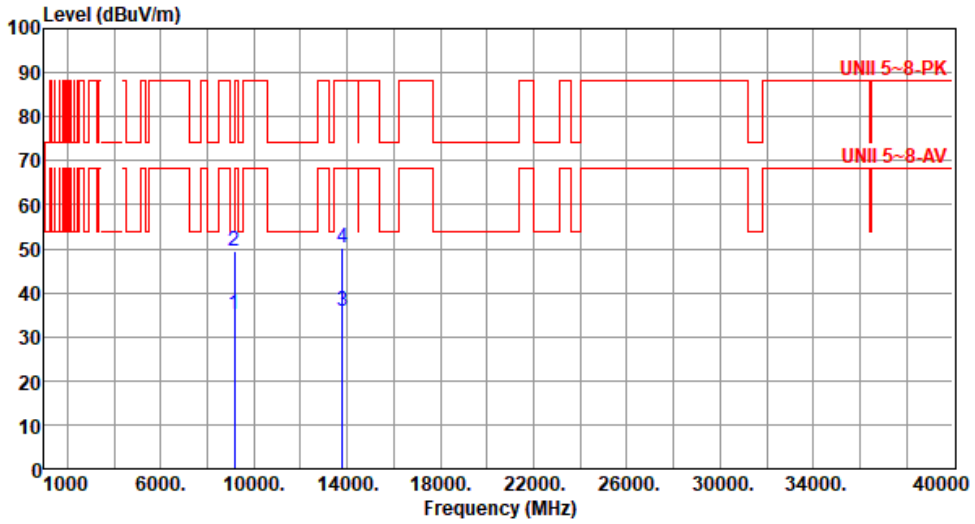

	Freq. MHz	Emission level dBuV/m	Limit dBuV/m	Margin dB	SA reading dBuV	Factor dB/m	Remark	ANT High cm	Turn Table deg
1	9170.35	35.19	54.00	-18.81	27.19	8.00	Average	100	145
2	9170.35	49.53	74.00	-24.47	41.53	8.00	Peak	100	145
3	13790.00	35.88	68.20	-32.32	27.24	8.64	Average	100	103
4	13790.00	50.04	88.20	-38.16	41.40	8.64	Peak	100	103

Note 1: Emission Level (dBuV/m) = SA Reading (dBuV) + Factor* (dB/m)
*Factor includes antenna factor , cable loss and amplifier gain
Note 2: Margin (dB) = Emission level (dBuV/m) – Limit (dBuV/m).

Modulation	ax HE20-OFDMA RU52	**Test Freq. (MHz)**	7015
Polarization	Horizontal		

Test By :Akun Chung- Temperature(℃):23 Humidity(%):63

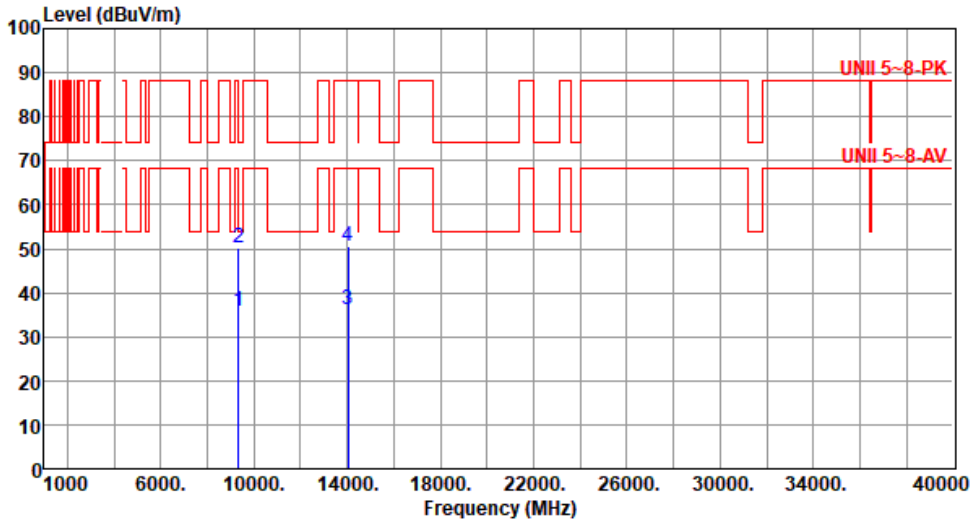

	Freq. MHz	Emission level dBuV/m	Limit dBuV/m	Margin dB	SA reading dBuV	Factor dB/m	Remark	ANT High cm	Turn Table deg
1	9329.95	35.78	54.00	-18.22	27.19	8.59	Average	100	146
2	9329.95	50.03	74.00	-23.97	41.44	8.59	Peak	100	146
3	14030.00	36.34	68.20	-31.86	27.17	9.17	Average	100	179
4	14030.00	50.68	88.20	-37.52	41.51	9.17	Peak	100	179

Note 1: Emission Level (dBuV/m) = SA Reading (dBuV) + Factor* (dB/m)
*Factor includes antenna factor , cable loss and amplifier gain
Note 2: Margin (dB) = Emission level (dBuV/m) – Limit (dBuV/m).

Modulation	ax HE20-OFDMA RU52	**Test Freq. (MHz)**	7015
Polarization	Vertical		

Test By :Akun Chung- Temperature(℃):23 Humidity(%):63

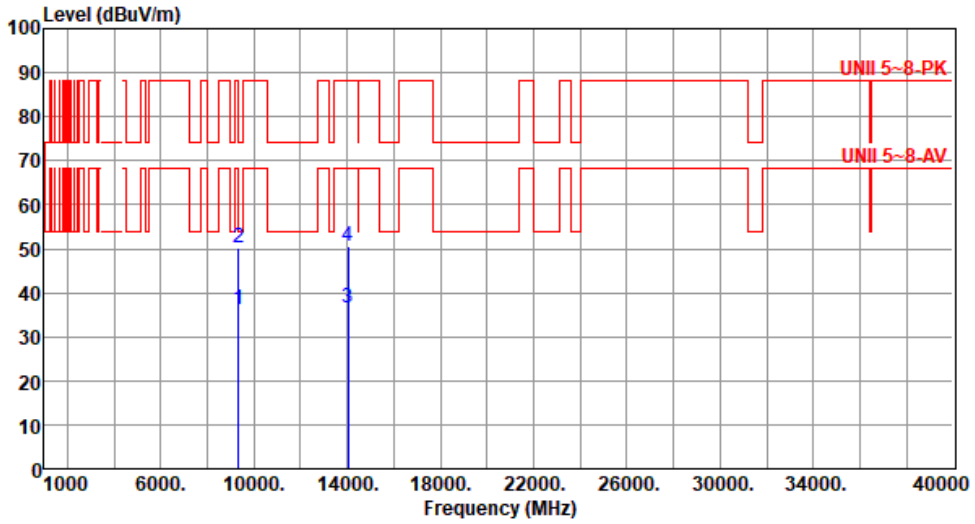

	Freq. MHz	Emission level dBuV/m	Limit dBuV/m	Margin dB	SA reading dBuV	Factor dB/m	Remark	ANT High cm	Turn Table deg
1	9329.95	36.17	54.00	-17.83	27.58	8.59	Average	100	155
2	9329.95	50.14	74.00	-23.86	41.55	8.59	Peak	100	155
3	14030.00	36.39	68.20	-31.81	27.22	9.17	Average	100	134
4	14030.00	50.73	88.20	-37.47	41.56	9.17	Peak	100	134

Note 1: Emission Level (dBuV/m) = SA Reading (dBuV) + Factor* (dB/m)
*Factor includes antenna factor , cable loss and amplifier gain
Note 2: Margin (dB) = Emission level (dBuV/m) – Limit (dBuV/m).

Modulation	ax HE20-OFDMA RU52	**Test Freq. (MHz)**	7095
Polarization	Horizontal		

Test By :Akun Chung- Temperature(℃):23 Humidity(%):63

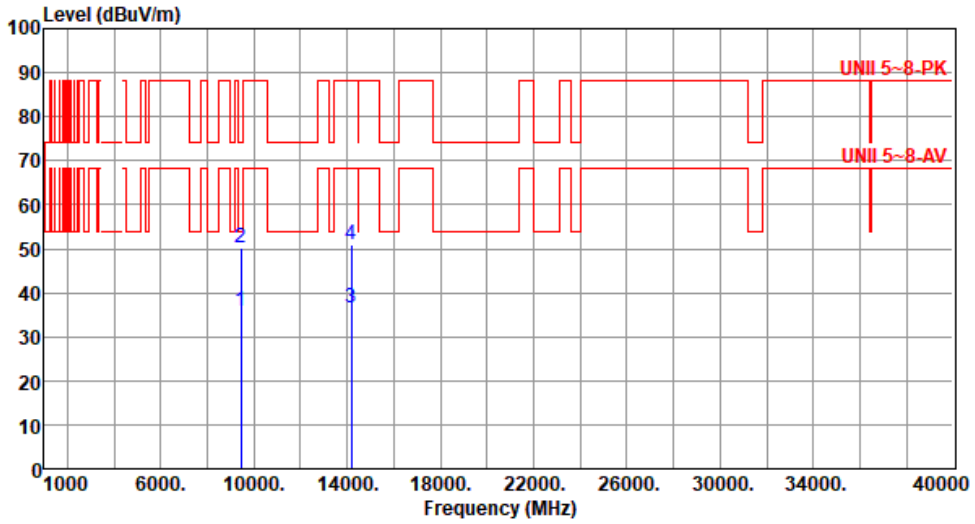

	Freq. MHz	Emission level dBuV/m	Limit dBuV/m	Margin dB	SA reading dBuV	Factor dB/m	Remark	ANT High cm	Turn Table deg
1	9436.35	35.89	54.00	-18.11	27.18	8.71	Average	100	128
2	9436.35	50.36	74.00	-23.64	41.65	8.71	Peak	100	128
3	14190.00	36.51	68.20	-31.69	27.20	9.31	Average	100	162
4	14190.00	50.75	88.20	-37.45	41.44	9.31	Peak	100	162

Note 1: Emission Level (dBuV/m) = SA Reading (dBuV) + Factor* (dB/m)
*Factor includes antenna factor , cable loss and amplifier gain
Note 2: Margin (dB) = Emission level (dBuV/m) – Limit (dBuV/m).

Modulation	ax HE20-OFDMA RU52	**Test Freq. (MHz)**	7095
Polarization	Vertical		

Test By :Akun Chung- Temperature(℃):23 Humidity(%):63

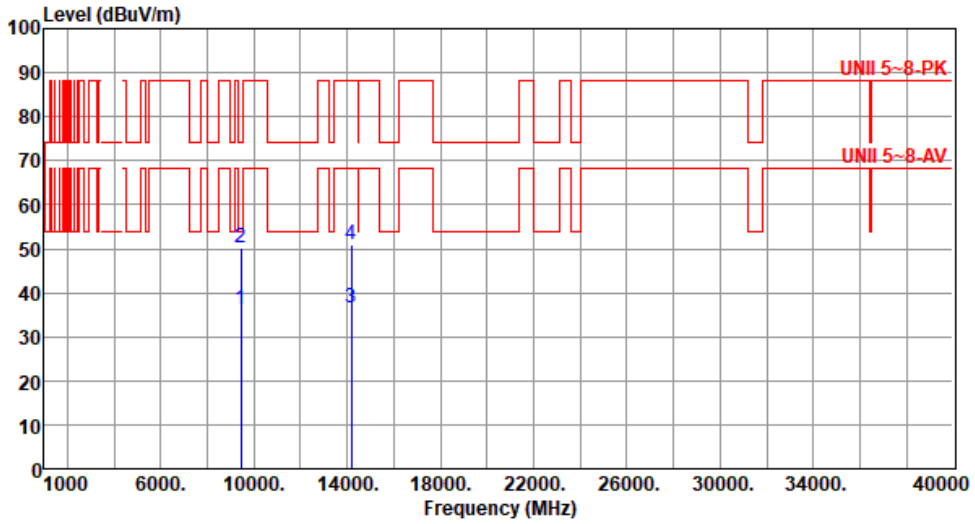

	Freq. MHz	Emission level dBuV/m	Limit dBuV/m	Margin dB	SA reading dBuV	Factor dB/m	Remark	ANT High cm	Turn Table deg
1	9436.35	36.32	54.00	-17.68	27.61	8.71	Average	100	166
2	9436.35	50.22	74.00	-23.78	41.51	8.71	Peak	100	166
3	14190.00	36.55	68.20	-31.65	27.24	9.31	Average	100	125
4	14190.00	50.74	88.20	-37.46	41.43	9.31	Peak	100	125

Note 1: Emission Level (dBuV/m) = SA Reading (dBuV) + Factor* (dB/m)
*Factor includes antenna factor , cable loss and amplifier gain
Note 2: Margin (dB) = Emission level (dBuV/m) – Limit (dBuV/m).

Modulation	ax HE20-OFDMA RU52	**Test Freq. (MHz)**	7115
Polarization	Horizontal		

Test By :Akun Chung- Temperature(℃):23 Humidity(%):63

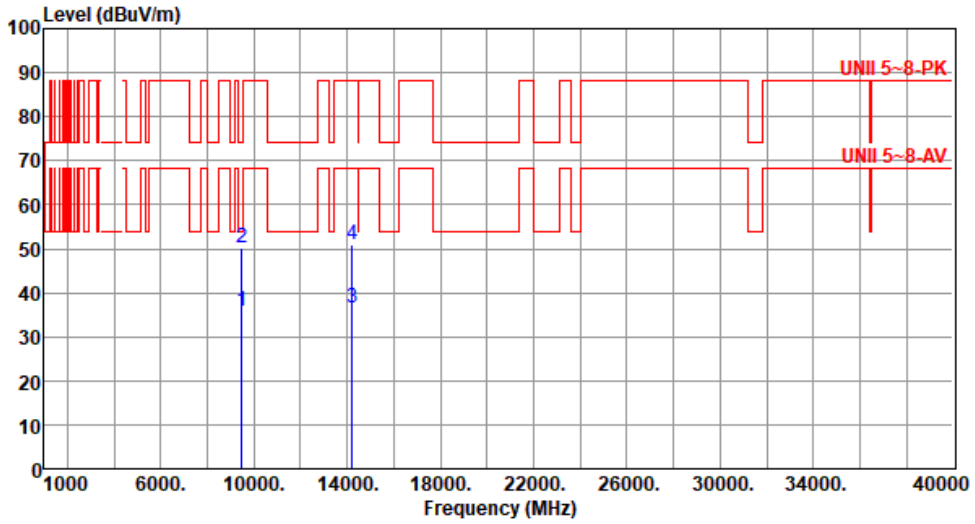

	Freq. MHz	Emission level dBuV/m	Limit dBuV/m	Margin dB	SA reading dBuV	Factor dB/m	Remark	ANT High cm	Turn Table deg
1	9462.95	35.84	54.00	-18.16	27.16	8.68	Average	100	133
2	9462.95	50.21	74.00	-23.79	41.53	8.68	Peak	100	133
3	14230.00	36.49	68.20	-31.71	27.09	9.40	Average	100	168
4	14230.00	50.91	88.20	-37.29	41.51	9.40	Peak	100	168

Note 1: Emission Level (dBuV/m) = SA Reading (dBuV) + Factor* (dB/m)
*Factor includes antenna factor , cable loss and amplifier gain
Note 2: Margin (dB) = Emission level (dBuV/m) – Limit (dBuV/m).

Modulation	ax HE20-OFDMA RU52	**Test Freq. (MHz)**	7115
Polarization	Vertical		

Test By :Akun Chung- Temperature(℃):23 Humidity(%):63

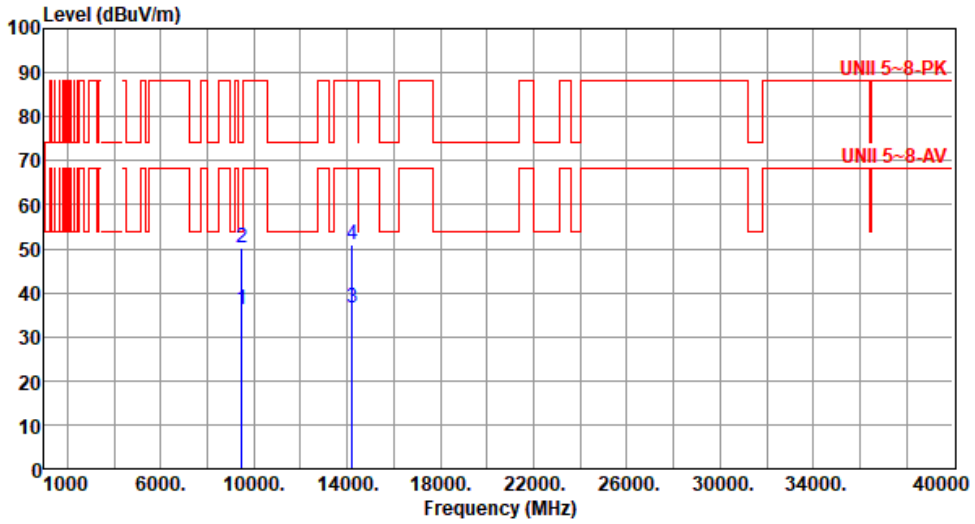

	Freq. MHz	Emission level dBuV/m	Limit dBuV/m	Margin dB	SA reading dBuV	Factor dB/m	Remark	ANT High cm	Turn Table deg
1	9462.95	36.02	54.00	-17.98	27.34	8.68	Average	100	116
2	9462.95	50.13	74.00	-23.87	41.45	8.68	Peak	100	116
3	14230.00	36.60	68.20	-31.60	27.20	9.40	Average	100	159
4	14230.00	50.95	88.20	-37.25	41.55	9.40	Peak	100	159

Note 1: Emission Level (dBuV/m) = SA Reading (dBuV) + Factor* (dB/m)
*Factor includes antenna factor , cable loss and amplifier gain
Note 2: Margin (dB) = Emission level (dBuV/m) – Limit (dBuV/m).

Unwanted Emissions (Above 1GHz) for ax HE20-OFDMA RU106

Modulation	ax HE20-OFDMA RU106	**Test Freq. (MHz)**	5955
Polarization	Horizontal-Peak Value		

Test By :Akun Chung- Temperature(℃):23 Humidity(%):63

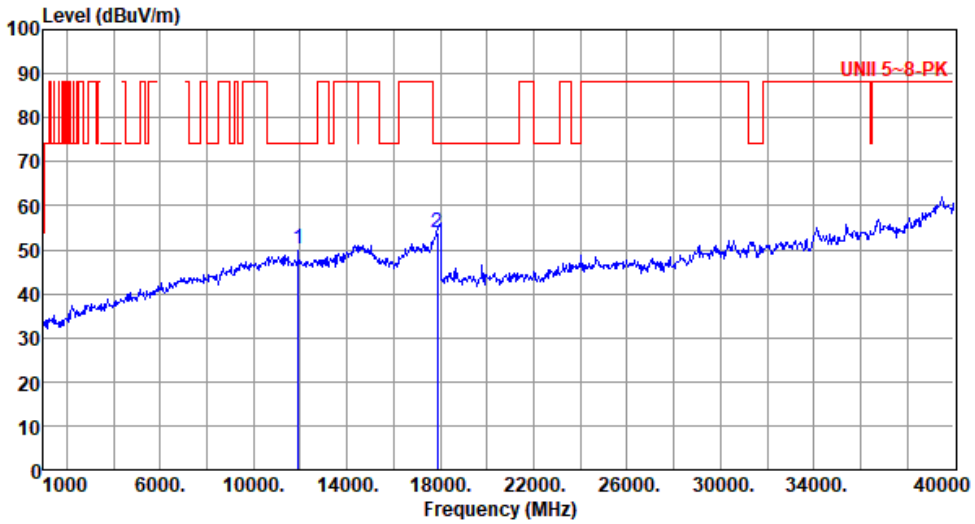

	Freq. MHz	Emission level dBuV/m	Limit dBuV/m	Margin dB	SA reading dBuV	Factor dB/m	Remark	ANT High cm	Turn Table deg
1	11910.00	50.04	74.00	-23.96	41.63	8.41	Peak	100	211
2	17865.00	54.01	74.00	-19.99	41.84	12.17	Peak	100	137

Note 1: Emission Level (dBuV/m) = SA Reading (dBuV) + Factor* (dB/m)
*Factor includes antenna factor, cable loss and amplifier gain
Note 2: Margin (dB) = Emission level (dBuV/m) – Limit (dBuV/m).

Modulation	ax HE20-OFDMA RU106	**Test Freq. (MHz)**	5955
Polarization	Horizontal-Average Value		

Test By :Akun Chung- Temperature(℃):23 Humidity(%):63

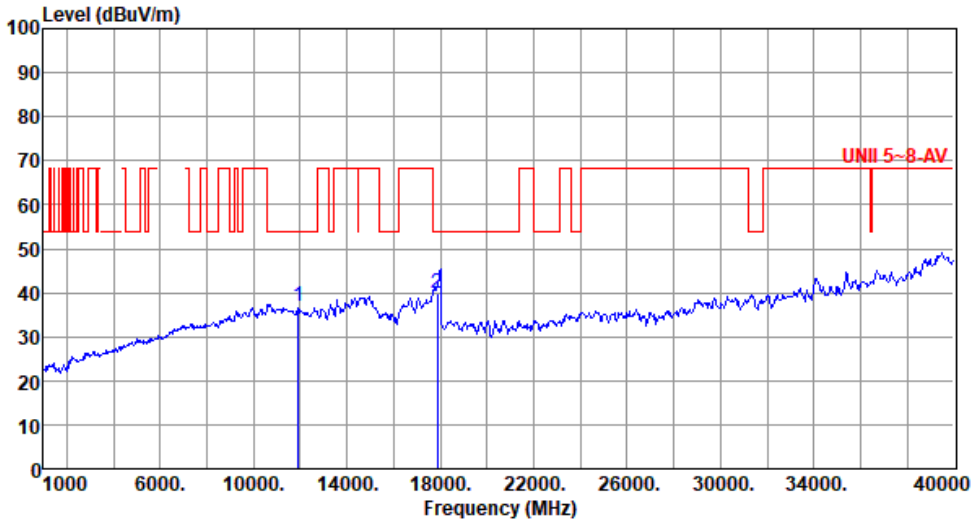

	Freq. MHz	Emission level dBuV/m	Limit dBuV/m	Margin dB	SA reading dBuV	Factor dB/m	Remark	ANT High cm	Turn Table deg
1	11910.00	36.73	54.00	-17.27	28.32	8.41	Average	100	211
2	17865.00	40.01	54.00	-13.99	27.84	12.17	Average	100	137

Note 1: Emission Level (dBuV/m) = SA Reading (dBuV) + Factor* (dB/m)
*Factor includes antenna factor, cable loss and amplifier gain
Note 2: Margin (dB) = Emission level (dBuV/m) – Limit (dBuV/m).

Modulation	ax HE20-OFDMA RU106	**Test Freq. (MHz)**	5955
Polarization	Vertical-Peak Value		

Test By :Akun Chung- Temperature(℃):23 Humidity(%):63

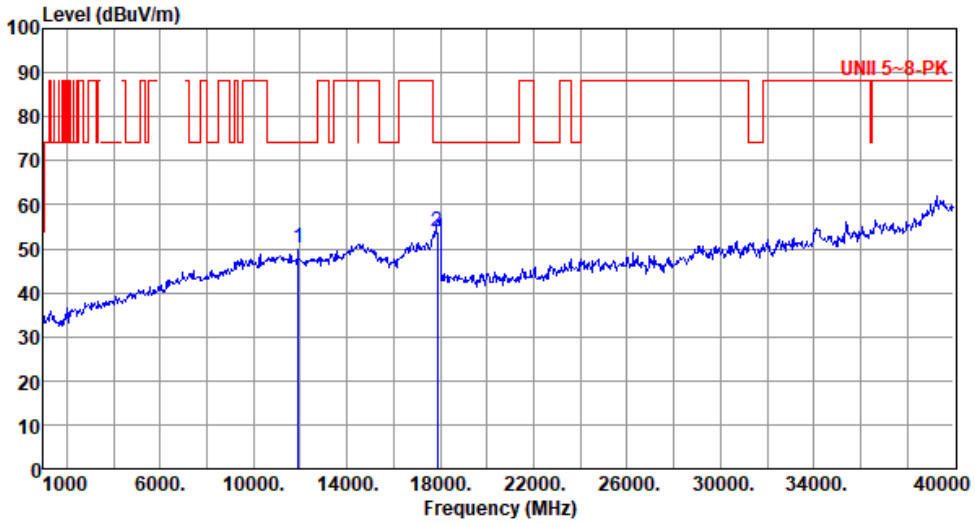

	Freq. MHz	Emission level dBuV/m	Limit dBuV/m	Margin dB	SA reading dBuV	Factor dB/m	Remark	ANT High cm	Turn Table deg
1	11910.00	50.16	74.00	-23.84	41.75	8.41	Peak	100	120
2	17865.00	53.93	74.00	-20.07	41.76	12.17	Peak	100	173

Note 1: Emission Level (dBuV/m) = SA Reading (dBuV) + Factor* (dB/m)
*Factor includes antenna factor, cable loss and amplifier gain
Note 2: Margin (dB) = Emission level (dBuV/m) – Limit (dBuV/m).

Modulation	ax HE20-OFDMA RU106	**Test Freq. (MHz)**	5955
Polarization	Vertical -Average Value		

Test By :Akun Chung- Temperature(℃):23 Humidity(%):63

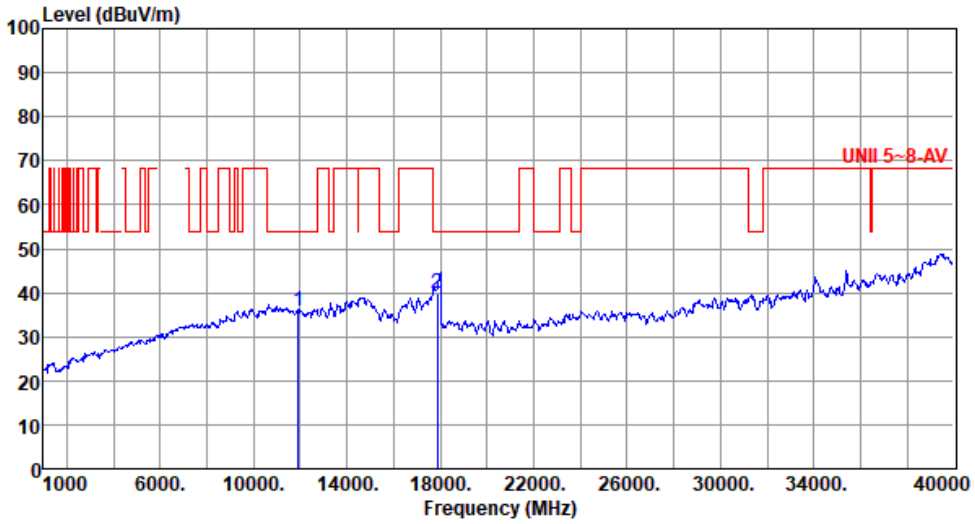

	Freq. MHz	Emission level dBuV/m	Limit dBuV/m	Margin dB	SA reading dBuV	Factor dB/m	Remark	ANT High cm	Turn Table deg
1	11910.00	35.84	54.00	-18.16	27.43	8.41	Average	100	120
2	17865.00	39.79	54.00	-14.21	27.62	12.17	Average	100	173

Note 1: Emission Level (dBuV/m) = SA Reading (dBuV) + Factor* (dB/m)
*Factor includes antenna factor, cable loss and amplifier gain
Note 2: Margin (dB) = Emission level (dBuV/m) – Limit (dBuV/m).

Modulation	ax HE20-OFDMA RU106	**Test Freq. (MHz)**	6175
Polarization	Horizontal		

Test By :Akun Chung- Temperature(℃):23 Humidity(%):63

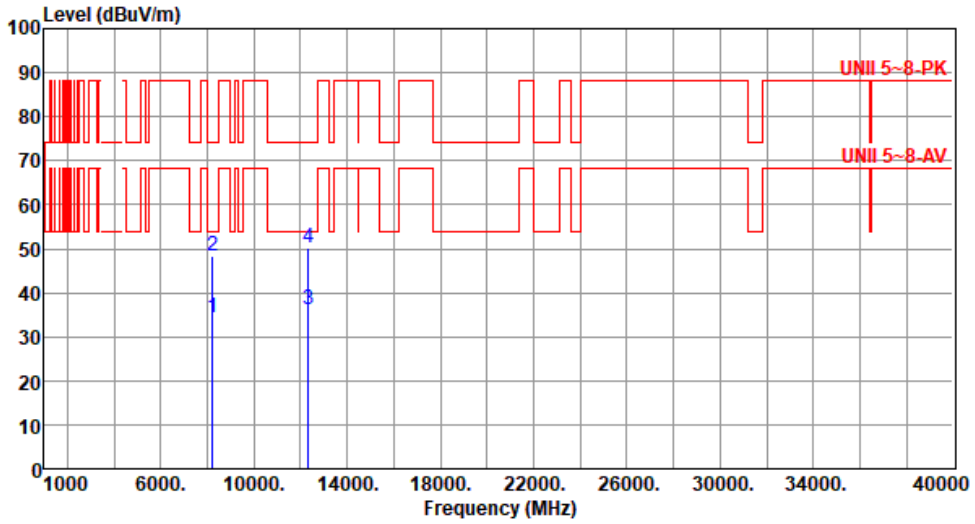

	Freq. MHz	Emission level dBuV/m	Limit dBuV/m	Margin dB	SA reading dBuV	Factor dB/m	Remark	ANT High cm	Turn Table deg
1	8212.75	34.33	54.00	-19.67	27.46	6.87	Average	100	141
2	8212.75	48.46	74.00	-25.54	41.59	6.87	Peak	100	141
3	12350.00	36.31	54.00	-17.69	27.81	8.50	Average	100	218
4	12350.00	50.18	74.00	-23.82	41.68	8.50	Peak	100	218

Note 1: Emission Level (dBuV/m) = SA Reading (dBuV) + Factor* (dB/m)
*Factor includes antenna factor , cable loss and amplifier gain
Note 2: Margin (dB) = Emission level (dBuV/m) – Limit (dBuV/m).

Modulation	ax HE20-OFDMA RU106	**Test Freq. (MHz)**	6175
Polarization	Vertical		

Test By :Akun Chung- Temperature(℃):23 Humidity(%):63

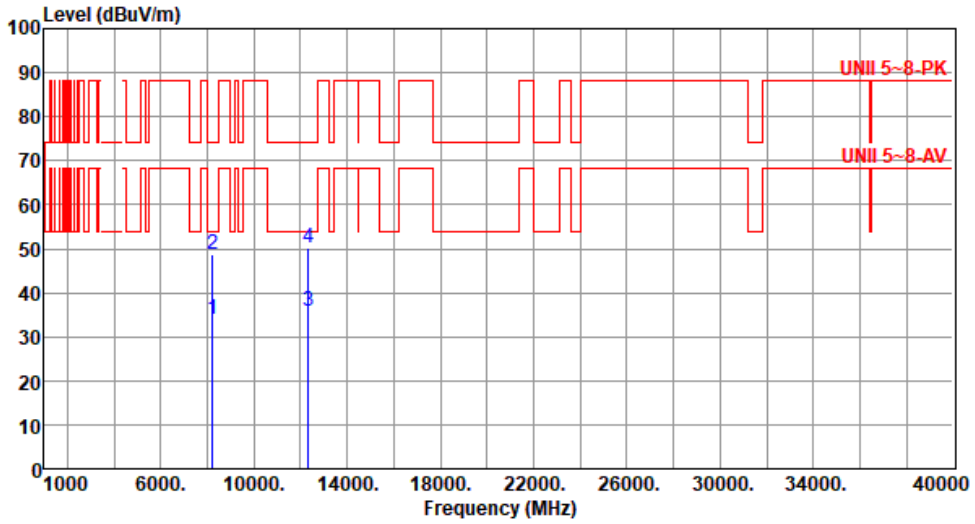

	Freq. MHz	Emission level dBuV/m	Limit dBuV/m	Margin dB	SA reading dBuV	Factor dB/m	Remark	ANT High cm	Turn Table deg
1	8212.75	34.08	54.00	-19.92	27.21	6.87	Average	100	164
2	8212.75	48.56	74.00	-25.44	41.69	6.87	Peak	100	164
3	12350.00	35.82	54.00	-18.18	27.32	8.50	Average	100	124
4	12350.00	50.12	74.00	-23.88	41.62	8.50	Peak	100	124

Note 1: Emission Level (dBuV/m) = SA Reading (dBuV) + Factor* (dB/m)
*Factor includes antenna factor , cable loss and amplifier gain
Note 2: Margin (dB) = Emission level (dBuV/m) – Limit (dBuV/m).

Modulation	ax HE20-OFDMA RU106	**Test Freq. (MHz)**	6415
Polarization	Horizontal		

Test By :Akun Chung- Temperature(℃):23 Humidity(%):63

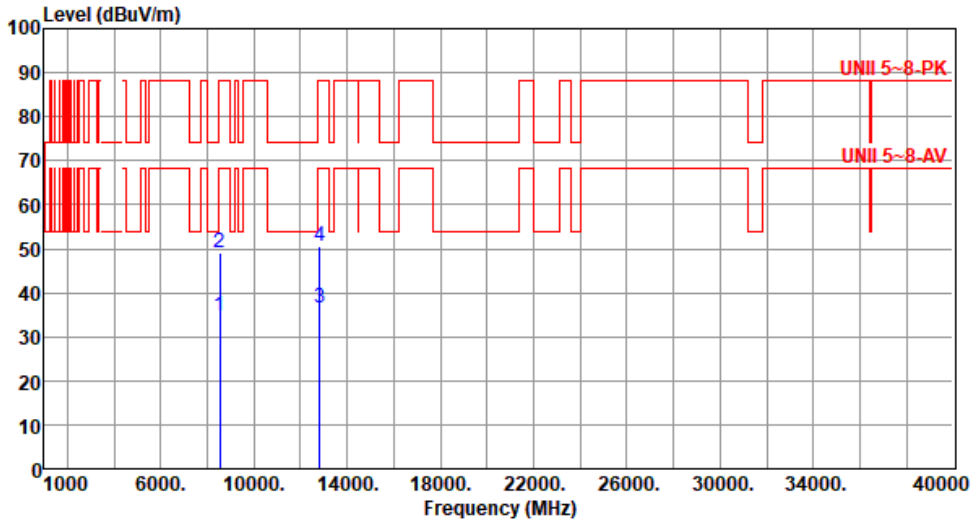

	Freq. MHz	Emission level dBuV/m	Limit dBuV/m	Margin dB	SA reading dBuV	Factor dB/m	Remark	ANT High cm	Turn Table deg
1	8531.95	34.81	68.20	-33.39	27.75	7.06	Average	100	142
2	8531.95	48.91	88.20	-39.29	41.85	7.06	Peak	100	142
3	12830.00	36.37	68.20	-31.83	27.61	8.76	Average	100	211
4	12830.00	50.51	88.20	-37.69	41.75	8.76	Peak	100	211

Note 1: Emission Level (dBuV/m) = SA Reading (dBuV) + Factor* (dB/m)
*Factor includes antenna factor , cable loss and amplifier gain
Note 2: Margin (dB) = Emission level (dBuV/m) – Limit (dBuV/m).

Modulation	ax HE20-OFDMA RU106	**Test Freq. (MHz)**	6415
Polarization	Vertical		

Test By :Akun Chung- Temperature(℃):23 Humidity(%):63

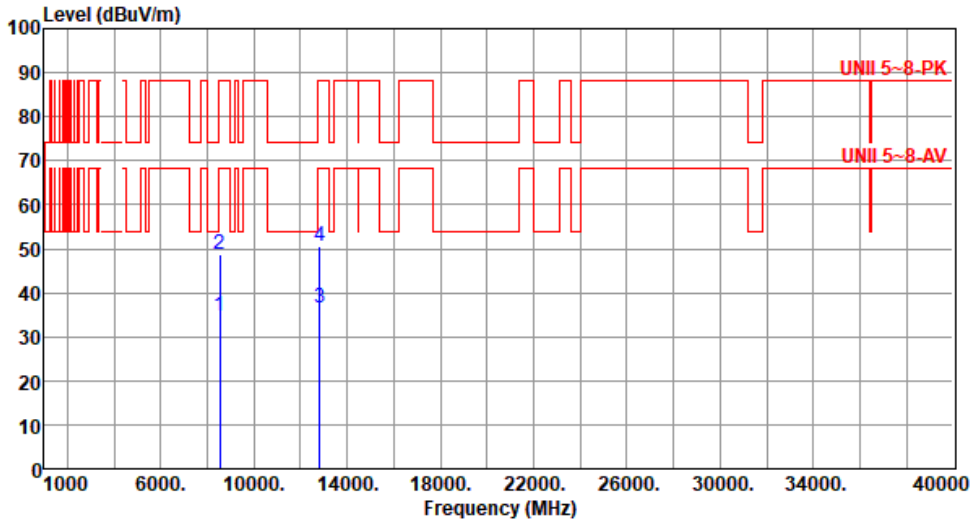

	Freq. MHz	Emission level dBuV/m	Limit dBuV/m	Margin dB	SA reading dBuV	Factor dB/m	Remark	ANT High cm	Turn Table deg
1	8531.95	34.68	68.20	-33.52	27.62	7.06	Average	100	158
2	8531.95	48.74	88.20	-39.46	41.68	7.06	Peak	100	158
3	12830.00	36.57	68.20	-31.63	27.81	8.76	Average	100	135
4	12830.00	50.60	88.20	-37.60	41.84	8.76	Peak	100	135

Note 1: Emission Level (dBuV/m) = SA Reading (dBuV) + Factor* (dB/m)
*Factor includes antenna factor , cable loss and amplifier gain
Note 2: Margin (dB) = Emission level (dBuV/m) – Limit (dBuV/m).

Modulation	ax HE20-OFDMA RU106	**Test Freq. (MHz)**	6435
Polarization	Horizontal		

Test By :Akun Chung- Temperature(℃):23 Humidity(%):63

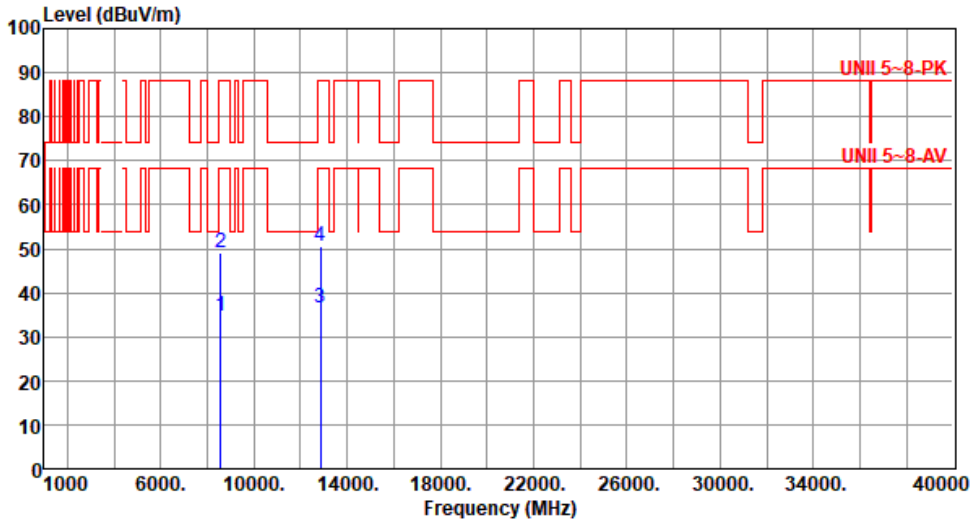

	Freq. MHz	Emission level dBuV/m	Limit dBuV/m	Margin dB	SA reading dBuV	Factor dB/m	Remark	ANT High cm	Turn Table deg
1	8558.55	34.75	68.20	-33.45	27.57	7.18	Average	100	161
2	8558.55	48.93	88.20	-39.27	41.75	7.18	Peak	100	161
3	12870.00	36.43	68.20	-31.77	27.65	8.78	Average	100	241
4	12870.00	50.55	88.20	-37.65	41.77	8.78	Peak	100	241

Note 1: Emission Level (dBuV/m) = SA Reading (dBuV) + Factor* (dB/m)
*Factor includes antenna factor , cable loss and amplifier gain
Note 2: Margin (dB) = Emission level (dBuV/m) – Limit (dBuV/m).

Modulation	ax HE20-OFDMA RU106	**Test Freq. (MHz)**	6435
Polarization	Vertical		

Test By :Akun Chung- Temperature(℃):23 Humidity(%):63

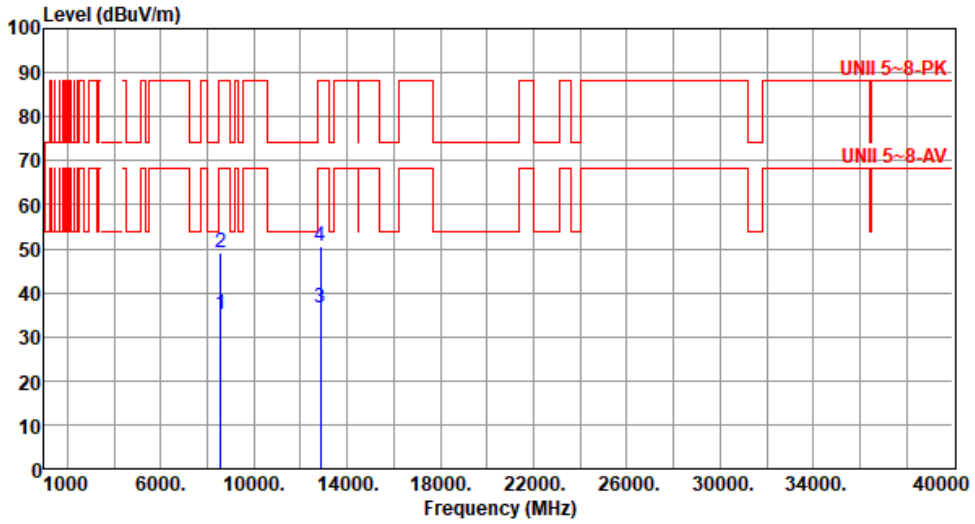

	Freq. MHz	Emission level dBuV/m	Limit dBuV/m	Margin dB	SA reading dBuV	Factor dB/m	Remark	ANT High cm	Turn Table deg
1	8558.55	34.96	68.20	-33.24	27.78	7.18	Average	100	176
2	8558.55	48.99	88.20	-39.21	41.81	7.18	Peak	100	176
3	12870.00	36.42	68.20	-31.78	27.64	8.78	Average	100	127
4	12870.00	50.54	88.20	-37.66	41.76	8.78	Peak	100	127

Note 1: Emission Level (dBuV/m) = SA Reading (dBuV) + Factor* (dB/m)
*Factor includes antenna factor , cable loss and amplifier gain
Note 2: Margin (dB) = Emission level (dBuV/m) – Limit (dBuV/m).

Modulation	ax HE20-OFDMA RU106	**Test Freq. (MHz)**	6475
Polarization	Horizontal		

Test By :Akun Chung- Temperature(℃):23 Humidity(%):63

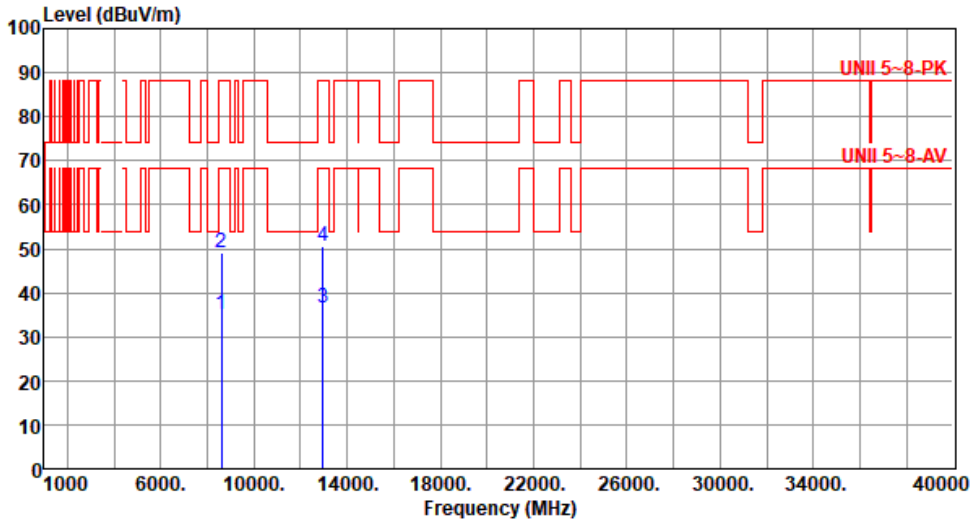

	Freq. MHz	Emission level dBuV/m	Limit dBuV/m	Margin dB	SA reading dBuV	Factor dB/m	Remark	ANT High cm	Turn Table deg
1	8611.75	34.89	68.20	-33.31	27.56	7.33	Average	100	136
2	8611.75	49.03	88.20	-39.17	41.70	7.33	Peak	100	136
3	12950.00	36.56	68.20	-31.64	27.87	8.69	Average	100	245
4	12950.00	50.59	88.20	-37.61	41.90	8.69	Peak	100	245

Note 1: Emission Level (dBuV/m) = SA Reading (dBuV) + Factor* (dB/m)
*Factor includes antenna factor , cable loss and amplifier gain
Note 2: Margin (dB) = Emission level (dBuV/m) – Limit (dBuV/m).

Modulation	ax HE20-OFDMA RU106	**Test Freq. (MHz)**	6475
Polarization	Vertical		

Test By :Akun Chung- Temperature(℃):23 Humidity(%):63

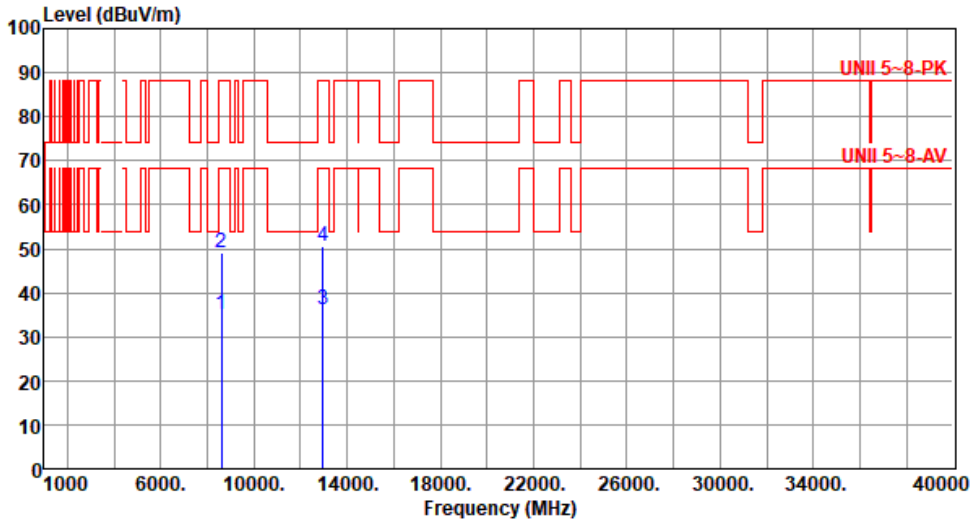

	Freq. MHz	Emission level dBuV/m	Limit dBuV/m	Margin dB	SA reading dBuV	Factor dB/m	Remark	ANT High cm	Turn Table deg
1	8611.75	34.91	68.20	-33.29	27.58	7.33	Average	100	166
2	8611.75	49.04	88.20	-39.16	41.71	7.33	Peak	100	166
3	12950.00	36.30	68.20	-31.90	27.61	8.69	Average	100	221
4	12950.00	50.52	88.20	-37.68	41.83	8.69	Peak	100	221

Note 1: Emission Level (dBuV/m) = SA Reading (dBuV) + Factor* (dB/m)
*Factor includes antenna factor , cable loss and amplifier gain
Note 2: Margin (dB) = Emission level (dBuV/m) – Limit (dBuV/m).

Modulation	ax HE20-OFDMA RU106	**Test Freq. (MHz)**	6515
Polarization	Horizontal		

Test By :Akun Chung- Temperature(℃):23 Humidity(%):63

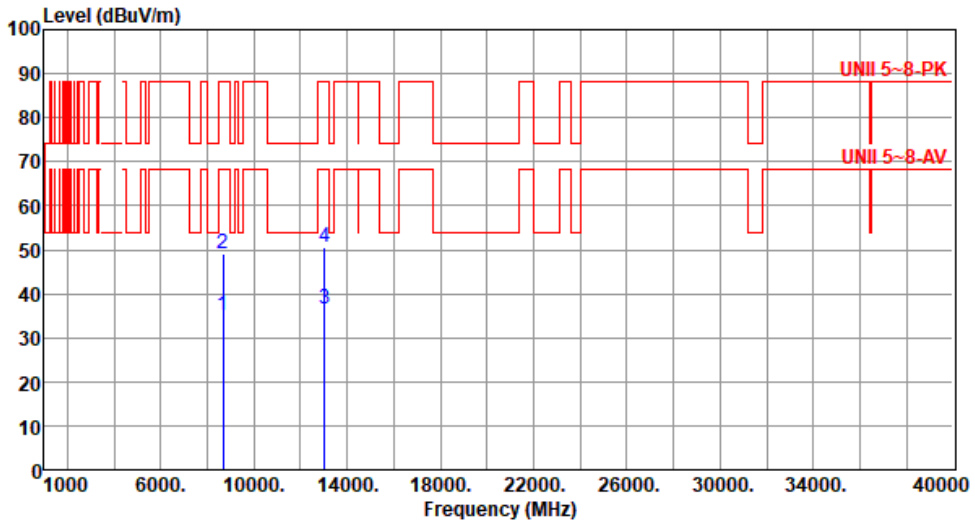

	Freq. MHz	Emission level dBuV/m	Limit dBuV/m	Margin dB	SA reading dBuV	Factor dB/m	Remark	ANT High cm	Turn Table deg
1	8664.95	35.17	68.20	-33.03	27.79	7.38	Average	100	150
2	8664.95	49.03	88.20	-39.17	41.65	7.38	Peak	100	150
3	13030.00	36.46	68.20	-31.74	27.69	8.77	Average	100	242
4	13030.00	50.51	88.20	-37.69	41.74	8.77	Peak	100	242

Note 1: Emission Level (dBuV/m) = SA Reading (dBuV) + Factor* (dB/m)
*Factor includes antenna factor , cable loss and amplifier gain
Note 2: Margin (dB) = Emission level (dBuV/m) – Limit (dBuV/m).

Modulation	ax HE20-OFDMA RU106	**Test Freq. (MHz)**	6515
Polarization	Vertical		

Test By :Akun Chung- Temperature(℃):23 Humidity(%):63

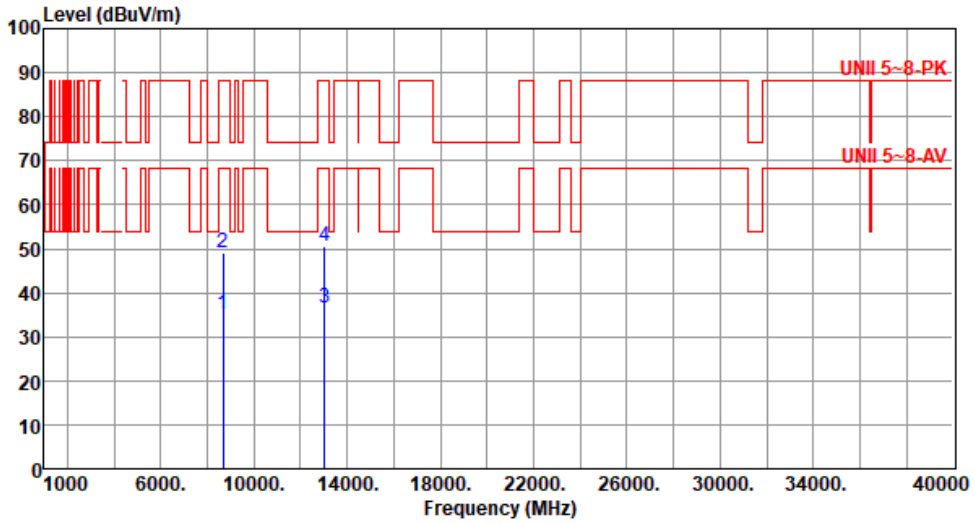

	Freq. MHz	Emission level dBuV/m	Limit dBuV/m	Margin dB	SA reading dBuV	Factor dB/m	Remark	ANT High cm	Turn Table deg
1	8664.95	35.14	68.20	-33.06	27.76	7.38	Average	100	148
2	8664.95	49.13	88.20	-39.07	41.75	7.38	Peak	100	148
3	13030.00	36.55	68.20	-31.65	27.78	8.77	Average	100	117
4	13030.00	50.46	88.20	-37.74	41.69	8.77	Peak	100	117

Note 1: Emission Level (dBuV/m) = SA Reading (dBuV) + Factor* (dB/m)
*Factor includes antenna factor , cable loss and amplifier gain
Note 2: Margin (dB) = Emission level (dBuV/m) – Limit (dBuV/m).

Modulation	ax HE20-OFDMA RU106	**Test Freq. (MHz)**	6535
Polarization	Horizontal		

Test By :Akun Chung- Temperature(℃):23 Humidity(%):63

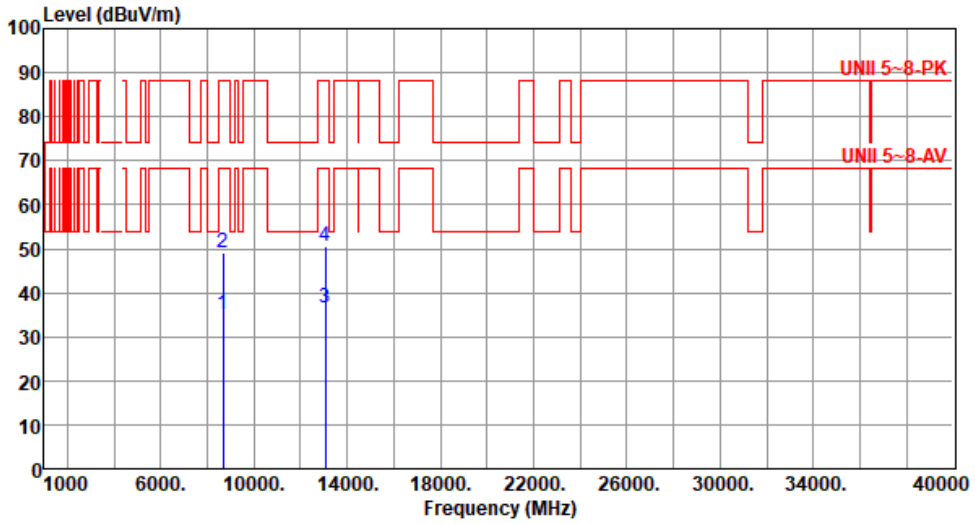

	Freq. MHz	Emission level dBuV/m	Limit dBuV/m	Margin dB	SA reading dBuV	Factor dB/m	Remark	ANT High cm	Turn Table deg
1	8691.55	34.99	68.20	-33.21	27.59	7.40	Average	100	141
2	8691.55	49.16	88.20	-39.04	41.76	7.40	Peak	100	141
3	13070.00	36.43	68.20	-31.77	27.84	8.59	Average	100	214
4	13070.00	50.54	88.20	-37.66	41.95	8.59	Peak	100	214

Note 1: Emission Level (dBuV/m) = SA Reading (dBuV) + Factor* (dB/m)
*Factor includes antenna factor , cable loss and amplifier gain
Note 2: Margin (dB) = Emission level (dBuV/m) – Limit (dBuV/m).

Modulation	ax HE20-OFDMA RU106	**Test Freq. (MHz)**	6535
Polarization	Vertical		

Test By :Akun Chung- Temperature(℃):23 Humidity(%):63

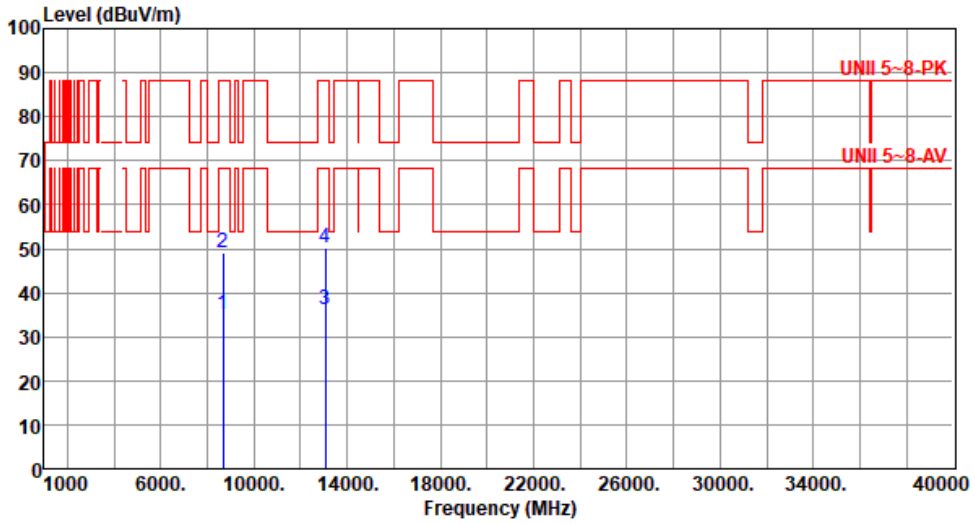

	Freq. MHz	Emission level dBuV/m	Limit dBuV/m	Margin dB	SA reading dBuV	Factor dB/m	Remark	ANT High cm	Turn Table deg
1	8691.55	35.11	68.20	-33.09	27.71	7.40	Average	100	147
2	8691.55	49.12	88.20	-39.08	41.72	7.40	Peak	100	147
3	13070.00	36.18	68.20	-32.02	27.59	8.59	Average	100	129
4	13070.00	50.20	88.20	-38.00	41.61	8.59	Peak	100	129

Note 1: Emission Level (dBuV/m) = SA Reading (dBuV) + Factor* (dB/m)
*Factor includes antenna factor , cable loss and amplifier gain
Note 2: Margin (dB) = Emission level (dBuV/m) – Limit (dBuV/m).

Modulation	ax HE20-OFDMA RU106	**Test Freq. (MHz)**	6715
Polarization	Horizontal		

Test By :Akun Chung- Temperature(℃):23 Humidity(%):63

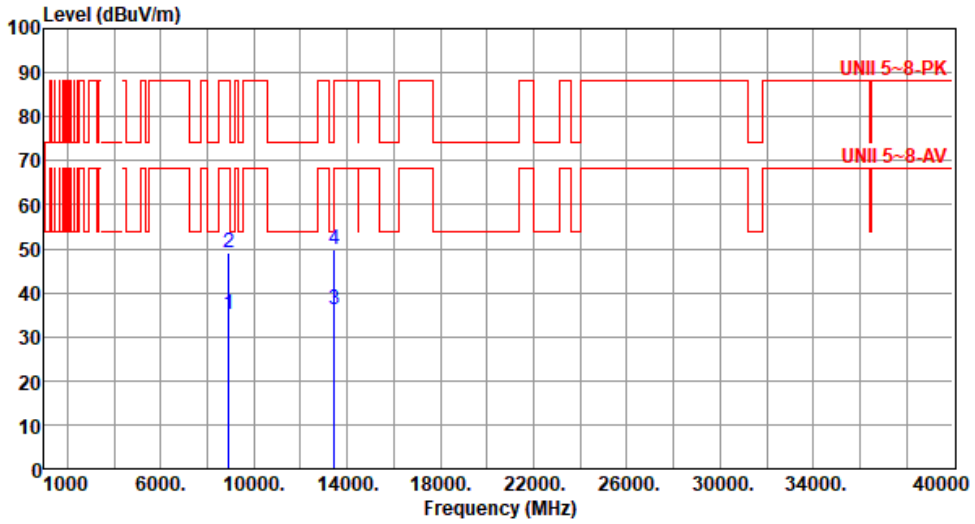

	Freq. MHz	Emission level dBuV/m	Limit dBuV/m	Margin dB	SA reading dBuV	Factor dB/m	Remark	ANT High cm	Turn Table deg
1	8930.95	35.10	68.20	-33.10	27.63	7.47	Average	100	151
2	8930.95	49.15	88.20	-39.05	41.68	7.47	Peak	100	151
3	13430.00	36.27	68.20	-31.93	27.77	8.50	Average	100	234
4	13430.00	49.99	88.20	-38.21	41.49	8.50	Peak	100	234

Note 1: Emission Level (dBuV/m) = SA Reading (dBuV) + Factor* (dB/m)
*Factor includes antenna factor , cable loss and amplifier gain
Note 2: Margin (dB) = Emission level (dBuV/m) – Limit (dBuV/m).

Modulation	ax HE20-OFDMA RU106	**Test Freq. (MHz)**	6715
Polarization	Vertical		

Test By :Akun Chung- Temperature(℃):23 Humidity(%):63

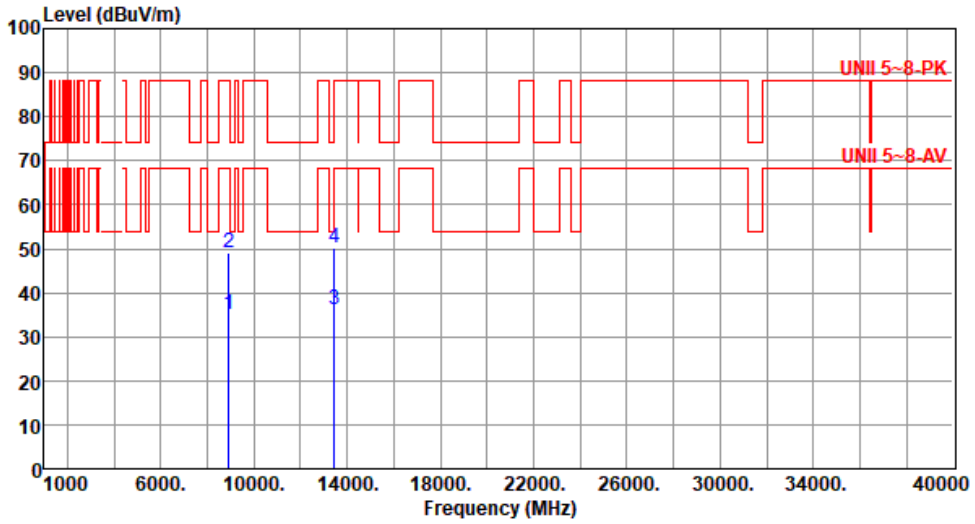

	Freq. MHz	Emission level dBuV/m	Limit dBuV/m	Margin dB	SA reading dBuV	Factor dB/m	Remark	ANT High cm	Turn Table deg
1	8930.95	35.12	68.20	-33.08	27.65	7.47	Average	100	131
2	8930.95	49.01	88.20	-39.19	41.54	7.47	Peak	100	131
3	13430.00	36.27	68.20	-31.93	27.77	8.50	Average	100	161
4	13430.00	50.19	88.20	-38.01	41.69	8.50	Peak	100	161

Note 1: Emission Level (dBuV/m) = SA Reading (dBuV) + Factor* (dB/m)
*Factor includes antenna factor , cable loss and amplifier gain
Note 2: Margin (dB) = Emission level (dBuV/m) – Limit (dBuV/m).

Modulation	ax HE20-OFDMA RU106	**Test Freq. (MHz)**	6855
Polarization	Horizontal		

Test By :Akun Chung- Temperature(℃):23 Humidity(%):63

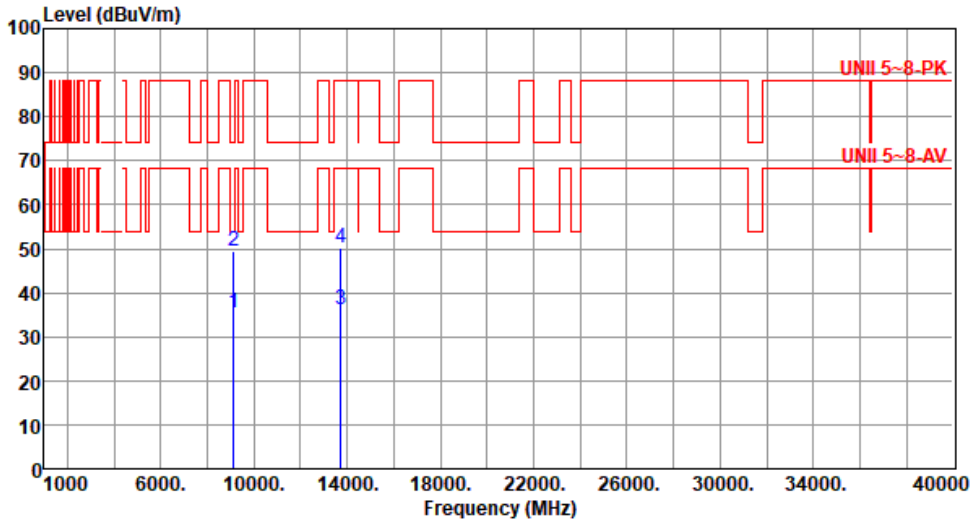

	Freq. MHz	Emission level dBuV/m	Limit dBuV/m	Margin dB	SA reading dBuV	Factor dB/m	Remark	ANT High cm	Turn Table deg
1	9117.15	35.52	54.00	-18.48	27.68	7.84	Average	100	144
2	9117.15	49.29	74.00	-24.71	41.45	7.84	Peak	100	144
3	13710.00	36.29	68.20	-31.91	27.77	8.52	Average	100	215
4	13710.00	50.18	88.20	-38.02	41.66	8.52	Peak	100	215

Note 1: Emission Level (dBuV/m) = SA Reading (dBuV) + Factor* (dB/m)
*Factor includes antenna factor , cable loss and amplifier gain
Note 2: Margin (dB) = Emission level (dBuV/m) – Limit (dBuV/m).

Modulation	ax HE20-OFDMA RU106	**Test Freq. (MHz)**	6855
Polarization	Vertical		

Test By :Akun Chung- Temperature(℃):23 Humidity(%):63

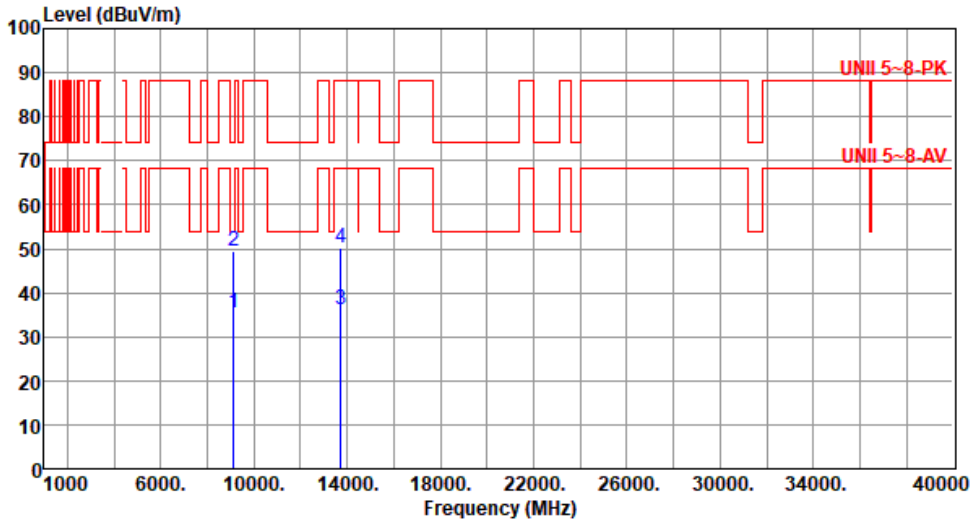

	Freq. MHz	Emission level dBuV/m	Limit dBuV/m	Margin dB	SA reading dBuV	Factor dB/m	Remark	ANT High cm	Turn Table deg
1	9117.15	35.45	54.00	-18.55	27.61	7.84	Average	100	115
2	9117.15	49.50	74.00	-24.50	41.66	7.84	Peak	100	115
3	13710.00	35.99	68.20	-32.21	27.47	8.52	Average	100	184
4	13710.00	50.13	88.20	-38.07	41.61	8.52	Peak	100	184

Note 1: Emission Level (dBuV/m) = SA Reading (dBuV) + Factor* (dB/m)
*Factor includes antenna factor , cable loss and amplifier gain
Note 2: Margin (dB) = Emission level (dBuV/m) – Limit (dBuV/m).

Modulation	ax HE20-OFDMA RU106	**Test Freq. (MHz)**	6875
Polarization	Horizontal		

Test By :Akun Chung- Temperature(℃):23 Humidity(%):63

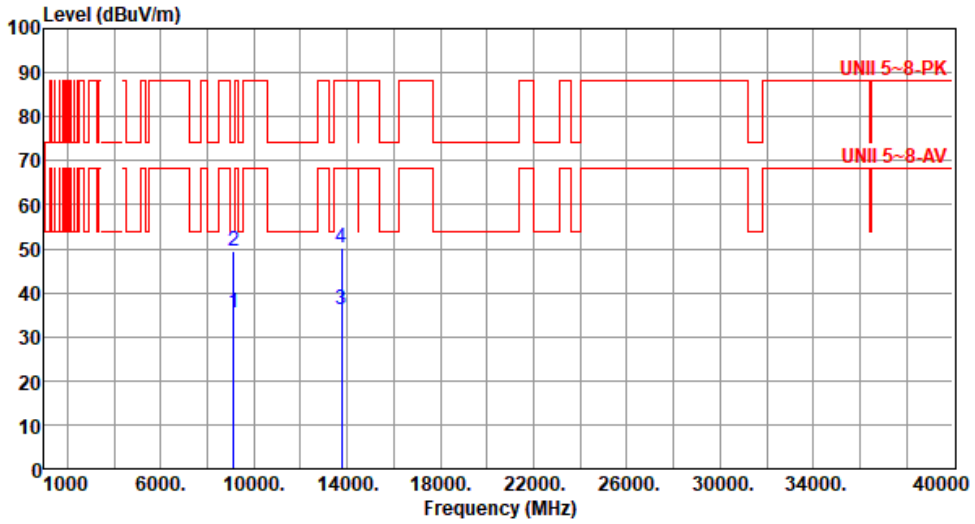

	Freq. MHz	Emission level dBuV/m	Limit dBuV/m	Margin dB	SA reading dBuV	Factor dB/m	Remark	ANT High cm	Turn Table deg
1	9143.75	35.51	54.00	-18.49	27.58	7.93	Average	100	158
2	9143.75	49.47	74.00	-24.53	41.54	7.93	Peak	100	158
3	13750.00	36.05	68.20	-32.15	27.55	8.50	Average	100	209
4	13750.00	50.12	88.20	-38.08	41.62	8.50	Peak	100	209

Note 1: Emission Level (dBuV/m) = SA Reading (dBuV) + Factor* (dB/m)
*Factor includes antenna factor , cable loss and amplifier gain
Note 2: Margin (dB) = Emission level (dBuV/m) – Limit (dBuV/m).

Modulation	ax HE20-OFDMA RU106	**Test Freq. (MHz)**	6875
Polarization	Vertical		

Test By :Akun Chung- Temperature(℃):23 Humidity(%):63

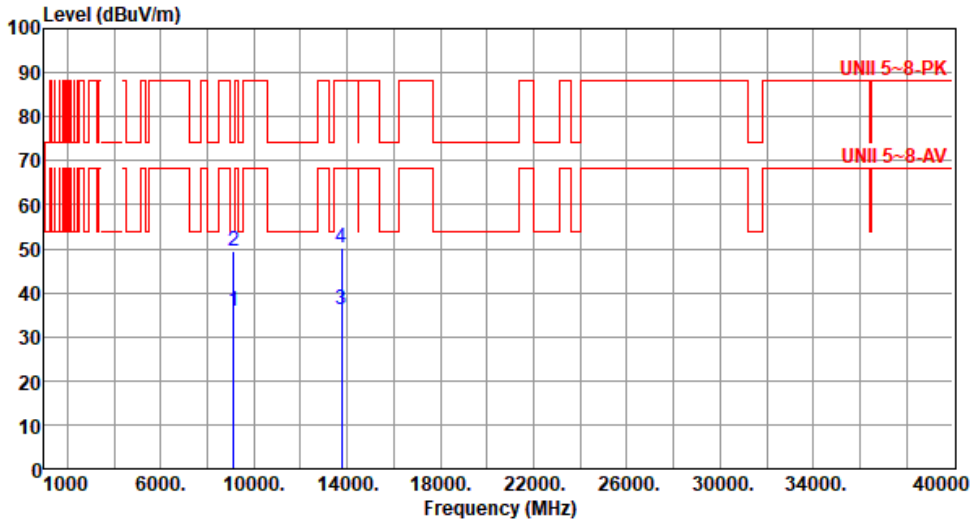

	Freq. MHz	Emission level dBuV/m	Limit dBuV/m	Margin dB	SA reading dBuV	Factor dB/m	Remark	ANT High cm	Turn Table deg
1	9143.75	35.65	54.00	-18.35	27.72	7.93	Average	100	129
2	9143.75	49.60	74.00	-24.40	41.67	7.93	Peak	100	129
3	13750.00	36.15	68.20	-32.05	27.65	8.50	Average	100	114
4	13750.00	50.11	88.20	-38.09	41.61	8.50	Peak	100	114

Note 1: Emission Level (dBuV/m) = SA Reading (dBuV) + Factor* (dB/m)
*Factor includes antenna factor , cable loss and amplifier gain
Note 2: Margin (dB) = Emission level (dBuV/m) – Limit (dBuV/m).

Modulation	ax HE20-OFDMA RU106	**Test Freq. (MHz)**	6895
Polarization	Horizontal		

Test By :Akun Chung- Temperature(℃):23 Humidity(%):63

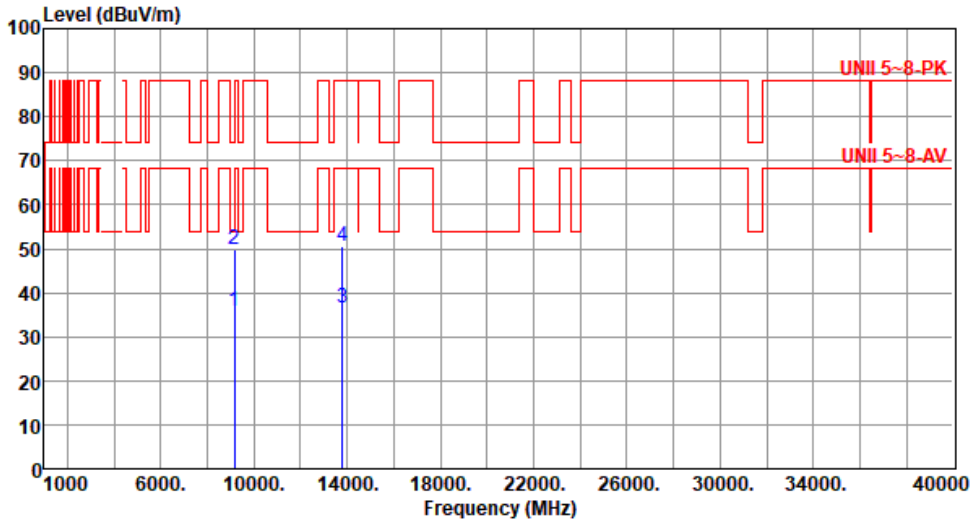

	Freq. MHz	Emission level dBuV/m	Limit dBuV/m	Margin dB	SA reading dBuV	Factor dB/m	Remark	ANT High cm	Turn Table deg
1	9170.35	35.70	54.00	-18.30	27.70	8.00	Average	100	152
2	9170.35	49.75	74.00	-24.25	41.75	8.00	Peak	100	152
3	13790.00	36.52	68.20	-31.68	27.88	8.64	Average	100	194
4	13790.00	50.39	88.20	-37.81	41.75	8.64	Peak	100	194

Note 1: Emission Level (dBuV/m) = SA Reading (dBuV) + Factor* (dB/m)
*Factor includes antenna factor , cable loss and amplifier gain
Note 2: Margin (dB) = Emission level (dBuV/m) – Limit (dBuV/m).

Modulation	ax HE20-OFDMA RU106	**Test Freq. (MHz)**	6895
Polarization	Vertical		

Test By :Akun Chung- Temperature(℃):23 Humidity(%):63

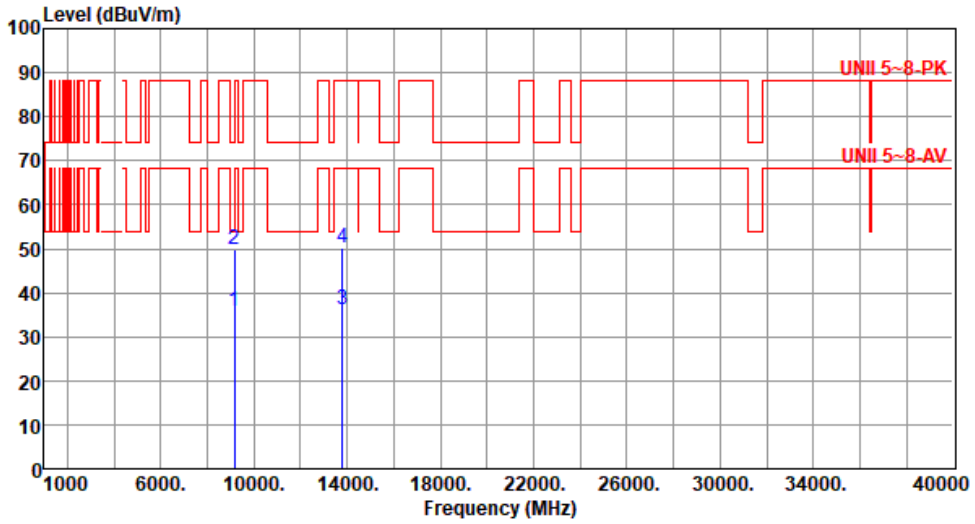

	Freq. MHz	Emission level dBuV/m	Limit dBuV/m	Margin dB	SA reading dBuV	Factor dB/m	Remark	ANT High cm	Turn Table deg
1	9170.35	35.74	54.00	-18.26	27.74	8.00	Average	100	153
2	9170.35	49.67	74.00	-24.33	41.67	8.00	Peak	100	153
3	13790.00	36.19	68.20	-32.01	27.55	8.64	Average	100	122
4	13790.00	50.25	88.20	-37.95	41.61	8.64	Peak	100	122

Note 1: Emission Level (dBuV/m) = SA Reading (dBuV) + Factor* (dB/m)
*Factor includes antenna factor , cable loss and amplifier gain
Note 2: Margin (dB) = Emission level (dBuV/m) – Limit (dBuV/m).

Modulation	ax HE20-OFDMA RU106	**Test Freq. (MHz)**	7015
Polarization	Horizontal		

Test By :Akun Chung- Temperature(℃):23 Humidity(%):63

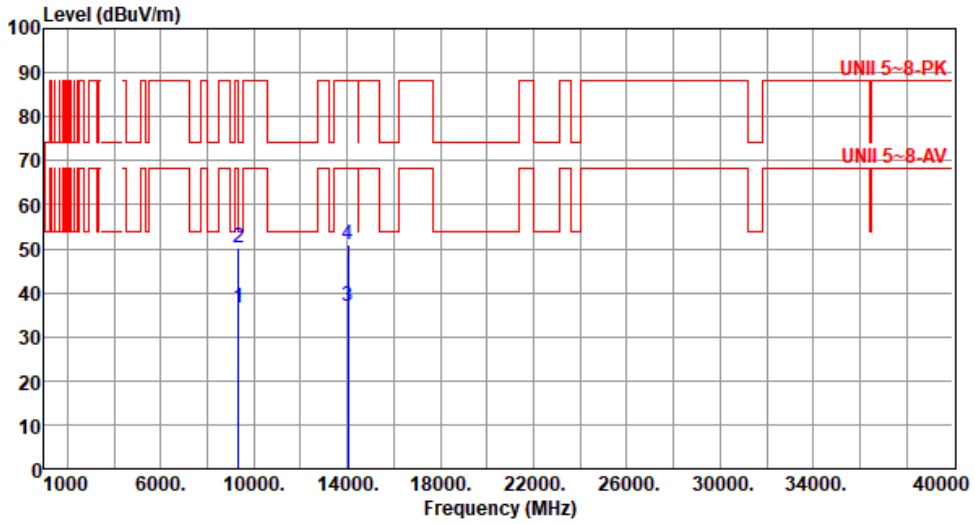

	Freq. MHz	Emission level dBuV/m	Limit dBuV/m	Margin dB	SA reading dBuV	Factor dB/m	Remark	ANT High cm	Turn Table deg
1	9329.95	36.47	54.00	-17.53	27.88	8.59	Average	100	164
2	9329.95	50.27	74.00	-23.73	41.68	8.59	Peak	100	164
3	14030.00	36.90	68.20	-31.30	27.73	9.17	Average	100	200
4	14030.00	50.86	88.20	-37.34	41.69	9.17	Peak	100	200

Note 1: Emission Level (dBuV/m) = SA Reading (dBuV) + Factor* (dB/m)
*Factor includes antenna factor , cable loss and amplifier gain
Note 2: Margin (dB) = Emission level (dBuV/m) – Limit (dBuV/m).

Modulation	ax HE20-OFDMA RU106	**Test Freq. (MHz)**	7015
Polarization	Vertical		

Test By :Akun Chung- Temperature(℃):23 Humidity(%):63

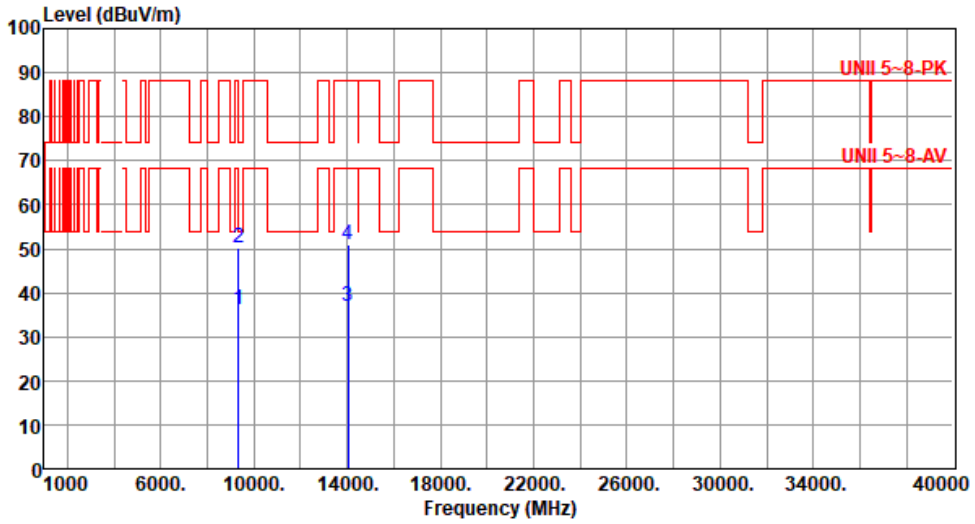

	Freq. MHz	Emission level dBuV/m	Limit dBuV/m	Margin dB	SA reading dBuV	Factor dB/m	Remark	ANT High cm	Turn Table deg
1	9329.95	36.14	54.00	-17.86	27.55	8.59	Average	100	165
2	9329.95	50.28	74.00	-23.72	41.69	8.59	Peak	100	165
3	14030.00	36.95	68.20	-31.25	27.78	9.17	Average	100	116
4	14030.00	50.88	88.20	-37.32	41.71	9.17	Peak	100	116

Note 1: Emission Level (dBuV/m) = SA Reading (dBuV) + Factor* (dB/m)
*Factor includes antenna factor , cable loss and amplifier gain
Note 2: Margin (dB) = Emission level (dBuV/m) – Limit (dBuV/m).

Modulation	ax HE20-OFDMA RU106	**Test Freq. (MHz)**	7095
Polarization	Horizontal		

Test By :Akun Chung- Temperature(℃):23 Humidity(%):63

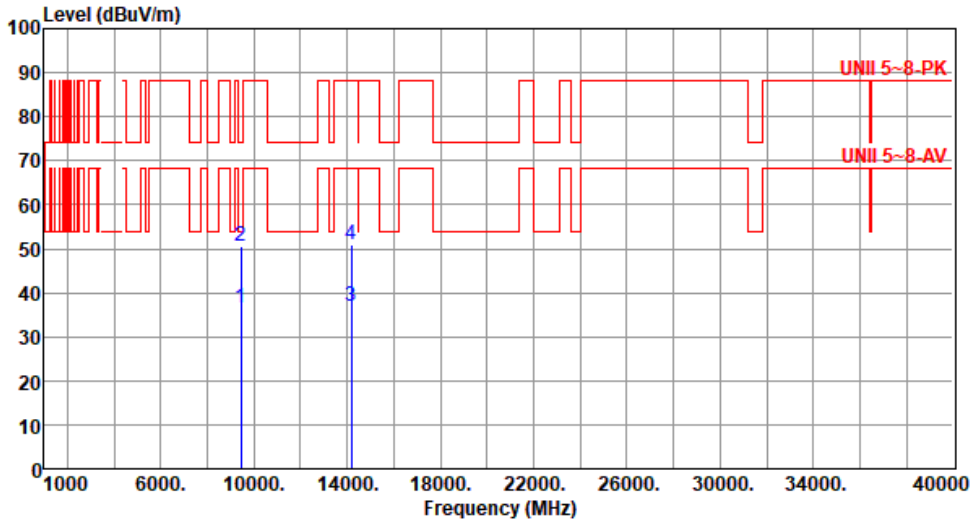

	Freq. MHz	Emission level dBuV/m	Limit dBuV/m	Margin dB	SA reading dBuV	Factor dB/m	Remark	ANT High cm	Turn Table deg
1	9436.35	36.51	54.00	-17.49	27.80	8.71	Average	100	125
2	9436.35	50.44	74.00	-23.56	41.73	8.71	Peak	100	125
3	14190.00	36.95	68.20	-31.25	27.64	9.31	Average	100	164
4	14190.00	50.90	88.20	-37.30	41.59	9.31	Peak	100	164

Note 1: Emission Level (dBuV/m) = SA Reading (dBuV) + Factor* (dB/m)
*Factor includes antenna factor , cable loss and amplifier gain
Note 2: Margin (dB) = Emission level (dBuV/m) – Limit (dBuV/m).

Modulation	ax HE20-OFDMA RU106	**Test Freq. (MHz)**	7095
Polarization	Vertical		

Test By :Akun Chung- Temperature(℃):23 Humidity(%):63

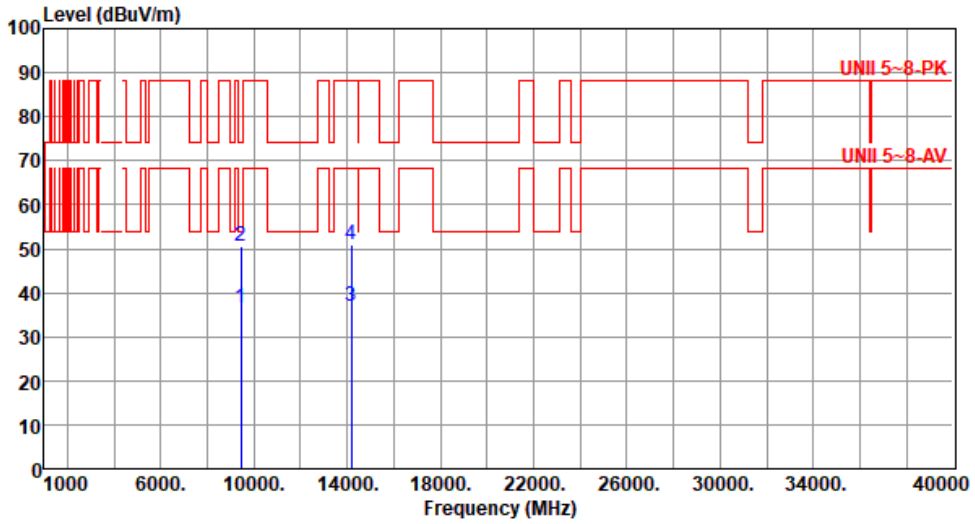

	Freq. MHz	Emission level dBuV/m	Limit dBuV/m	Margin dB	SA reading dBuV	Factor dB/m	Remark	ANT High cm	Turn Table deg
1	9436.35	36.38	54.00	-17.62	27.67	8.71	Average	100	165
2	9436.35	50.42	74.00	-23.58	41.71	8.71	Peak	100	165
3	14190.00	36.91	68.20	-31.29	27.60	9.31	Average	100	124
4	14190.00	50.80	88.20	-37.40	41.49	9.31	Peak	100	124

Note 1: Emission Level (dBuV/m) = SA Reading (dBuV) + Factor* (dB/m)
*Factor includes antenna factor , cable loss and amplifier gain
Note 2: Margin (dB) = Emission level (dBuV/m) – Limit (dBuV/m).

Modulation	ax HE20-OFDMA RU106	**Test Freq. (MHz)**	7115
Polarization	Horizontal		

Test By :Akun Chung- Temperature(℃):23 Humidity(%):63

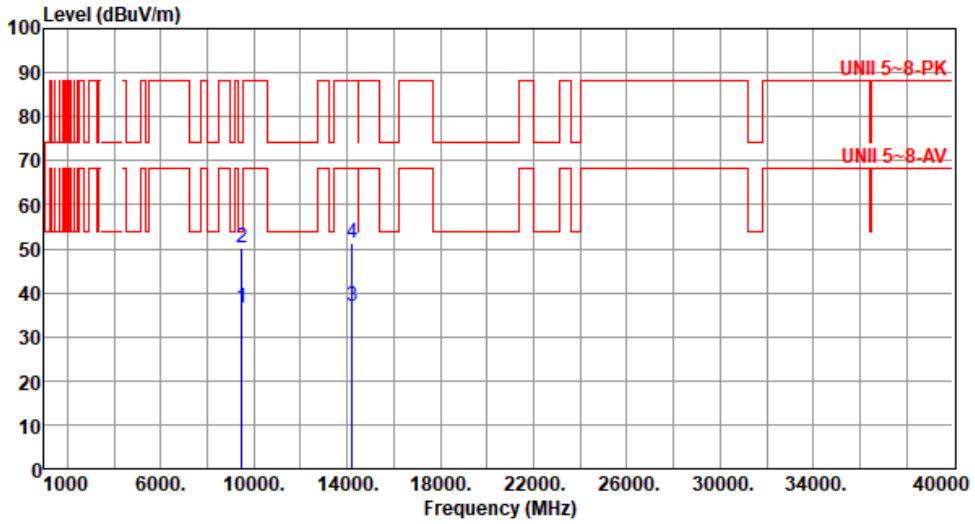

	Freq. MHz	Emission level dBuV/m	Limit dBuV/m	Margin dB	SA reading dBuV	Factor dB/m	Remark	ANT High cm	Turn Table deg
1	9462.95	36.35	54.00	-17.65	27.67	8.68	Average	100	137
2	9462.95	50.34	74.00	-23.66	41.66	8.68	Peak	100	137
3	14230.00	36.88	68.20	-31.32	27.48	9.40	Average	100	175
4	14230.00	51.16	88.20	-37.04	41.76	9.40	Peak	100	175

Note 1: Emission Level (dBuV/m) = SA Reading (dBuV) + Factor* (dB/m)
*Factor includes antenna factor , cable loss and amplifier gain
Note 2: Margin (dB) = Emission level (dBuV/m) – Limit (dBuV/m).

Modulation	ax HE20-OFDMA RU106	**Test Freq. (MHz)**	7115
Polarization	Vertical		

Test By :Akun Chung- Temperature(℃):23 Humidity(%):63

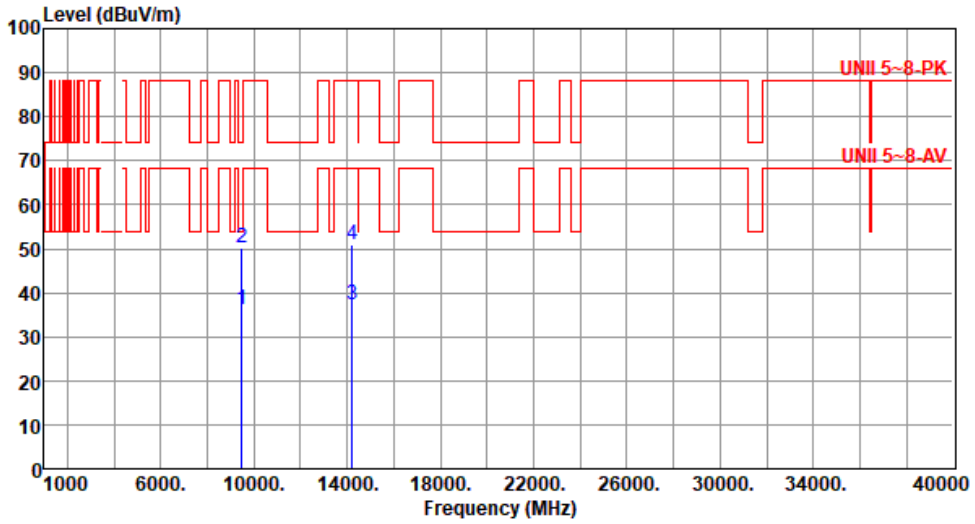

	Freq. MHz	Emission level dBuV/m	Limit dBuV/m	Margin dB	SA reading dBuV	Factor dB/m	Remark	ANT High cm	Turn Table deg
1	9462.95	36.34	54.00	-17.66	27.66	8.68	Average	100	126
2	9462.95	50.21	74.00	-23.79	41.53	8.68	Peak	100	126
3	14230.00	37.11	68.20	-31.09	27.71	9.40	Average	100	156
4	14230.00	51.06	88.20	-37.14	41.66	9.40	Peak	100	156

Note 1: Emission Level (dBuV/m) = SA Reading (dBuV) + Factor* (dB/m)
*Factor includes antenna factor , cable loss and amplifier gain
Note 2: Margin (dB) = Emission level (dBuV/m) – Limit (dBuV/m).

Summary

Mode	Result	Ref (Hz)	Ref (dBm)	Freq (Hz)	Level (dBm)	Limit (dBm)	Margin (dB)	Port
5.925-6.425GHz	-	-	-	-	-	-	-	-
802.11ax HEW20_RU26_Index3_20MHz_Nss1,(MCS0)_1TX	Pass	5.9531G	-13.27	5.9826G	-72.17	-53.27	-18.90	1
802.11ax HEW20_RU52_Index38_20MHz_Nss1,(MCS0)_1TX	Pass	6.4127G	-13.45	6.4046G	-51.08	-33.48	-17.60	1
802.11ax HEW20_RU106_Index53_20MHz_Nss1,(MCS0)_1TX	Pass	5.9515G	-11.76	5.9856G	-68.36	-51.53	-16.83	1
6.425-6.525GHz	-	-	-	-	-	-	-	-
802.11ax HEW20_RU26_Index3_20MHz_Nss1,(MCS0)_1TX	Pass	6.4333G	-13.04	6.4078G	-72.50	-53.04	-19.46	1
802.11ax HEW20_RU52_Index38_20MHz_Nss1,(MCS0)_1TX	Pass	6.4325G	-13.23	6.4246G	-50.83	-33.29	-17.54	1
802.11ax HEW20_RU106_Index53_20MHz_Nss1,(MCS0)_1TX	Pass	6.4328G	-11.43	6.4656G	-68.33	-51.10	-17.23	1
6.525-6.875GHz	-	-	-	-	-	-	-	-
802.11ax HEW20_RU26_Index3_20MHz_Nss1,(MCS0)_1TX	Pass	6.8726G	-13.07	6.9031G	-72.29	-53.07	-19.22	1
802.11ax HEW20_RU52_Index38_20MHz_Nss1,(MCS0)_1TX	Pass	6.713G	-13.19	6.7047G	-50.14	-33.09	-17.05	1
802.11ax HEW20_RU106_Index53_20MHz_Nss1,(MCS0)_1TX	Pass	6.8711G	-11.70	6.906G	-68.97	-51.70	-17.27	1
6.875-7.125GHz	-	-	-	-	-	-	-	-
802.11ax HEW20_RU26_Index3_20MHz_Nss1,(MCS0)_1TX	Pass	7.013G	-13.45	6.9851G	-72.30	-53.45	-18.85	1
802.11ax HEW20_RU52_Index38_20MHz_Nss1,(MCS0)_1TX	Pass	6.8931G	-13.24	6.8845G	-51.65	-33.36	-18.29	1
802.11ax HEW20_RU106_Index53_20MHz_Nss1,(MCS0)_1TX	Pass	6.8933G	-11.50	6.9257G	-68.40	-51.39	-17.01	1

Result

Mode	Result	Ref (Hz)	Ref (dBm)	Freq (Hz)	Level (dBm)	Limit (dBm)	Margin (dB)	Port
802.11ax HEW20_RU26_Index3_20MHz_Nss1,(MCS0)_1TX	-	-	-	-	-	-	-	-
5955MHz	Pass	5.9531G	-13.27	5.9826G	-72.17	-53.27	-18.90	1
6175MHz	Pass	6.1727G	-12.64	6.2076G	-72.43	-52.64	-19.79	1
6415MHz	Pass	6.4131G	-12.68	6.388G	-72.18	-52.64	-19.54	1
6435MHz	Pass	6.4333G	-13.04	6.4078G	-72.50	-53.04	-19.46	1
6475MHz	Pass	6.4732G	-12.64	6.4473G	-72.35	-52.64	-19.71	1
6515MHz	Pass	6.513G	-12.78	6.4871G	-72.46	-52.78	-19.68	1
6535MHz	Pass	6.5332G	-12.92	6.5079G	-72.50	-52.92	-19.58	1
6715MHz	Pass	6.713G	-12.69	6.7425G	-72.91	-52.69	-20.22	1
6855MHz	Pass	6.8531G	-13.11	6.885G	-72.40	-53.11	-19.29	1
6875MHz Straddle 6.525-6.875GHz	Pass	6.8726G	-13.07	6.9031G	-72.29	-53.07	-19.22	1
6895MHz	Pass	6.8932G	-13.16	6.9233G	-72.36	-53.16	-19.20	1
7015MHz	Pass	7.013G	-13.45	6.9851G	-72.30	-53.45	-18.85	1
7095MHz	Pass	7.0933G	-12.83	7.085G	-52.40	-32.63	-19.77	1
7115MHz	Pass	7.1131G	-13.21	7.1427G	-72.73	-53.21	-19.52	1
802.11ax HEW20_RU52_Index38_20MHz_Nss1,(MCS0)_1TX	-	-	-	-	-	-	-	-
5955MHz	Pass	5.9531G	-13.45	5.9832G	-71.50	-53.45	-18.05	1
6175MHz	Pass	6.1733G	-13.17	6.1646G	-50.99	-33.23	-17.76	1
6415MHz	Pass	6.4127G	-13.45	6.4046G	-51.08	-33.48	-17.60	1
6435MHz	Pass	6.4325G	-13.23	6.4246G	-50.83	-33.29	-17.54	1
6475MHz	Pass	6.4729G	-13.07	6.4645G	-51.15	-33.19	-17.96	1
6515MHz	Pass	6.5126G	-13.33	6.4865G	-71.67	-53.31	-18.36	1
6535MHz	Pass	6.5332G	-12.52	6.5247G	-49.02	-31.72	-17.30	1
6715MHz	Pass	6.713G	-13.19	6.7047G	-50.14	-33.09	-17.05	1
6855MHz	Pass	6.8513G	-13.11	6.8841G	-71.68	-53.11	-18.57	1
6875MHz Straddle 6.525-6.875GHz	Pass	6.8725G	-13.03	6.9043G	-71.63	-53.03	-18.60	1
6895MHz	Pass	6.8931G	-13.24	6.8845G	-51.65	-33.36	-18.29	1
7015MHz	Pass	7.0124G	-13.12	7.0046G	-51.46	-33.15	-18.31	1
7095MHz	Pass	7.0922G	-13.31	7.0668G	-72.17	-53.29	-18.88	1
7115MHz	Pass	7.1125G	-13.07	7.1437G	-72.25	-53.07	-19.18	1
802.11ax HEW20_RU106_Index53_20MHz_Nss1,(MCS0)_1TX	-	-	-	-	-	-	-	-
5955MHz	Pass	5.9515G	-11.76	5.9856G	-68.36	-51.53	-16.83	1
6175MHz	Pass	6.1726G	-11.28	6.2057G	-68.29	-51.17	-17.12	1
6415MHz	Pass	6.4122G	-11.68	6.3838G	-68.60	-51.68	-16.92	1
6435MHz	Pass	6.4328G	-11.43	6.4656G	-68.33	-51.10	-17.23	1
6475MHz	Pass	6.4717G	-10.62	6.5058G	-68.07	-50.62	-17.45	1
6515MHz	Pass	6.5125G	-10.72	6.4837G	-68.39	-50.72	-17.67	1
6535MHz	Pass	6.5331G	-10.80	6.5038G	-68.11	-50.80	-17.31	1
6715MHz	Pass	6.7129G	-10.41	6.7455G	-68.15	-50.19	-17.96	1
6855MHz	Pass	6.8524G	-11.14	6.8859G	-68.62	-51.14	-17.48	1
6875MHz Straddle 6.525-6.875GHz	Pass	6.8711G	-11.70	6.906G	-68.97	-51.70	-17.27	1

Mode	Result	Ref (Hz)	Ref (dBm)	Freq (Hz)	Level (dBm)	Limit (dBm)	Margin (dB)	Port
6895MHz	Pass	6.8933G	-11.50	6.9257G	-68.40	-51.39	-17.01	1
7015MHz	Pass	7.0123G	-11.43	6.9833G	-68.86	-51.43	-17.43	1
7095MHz	Pass	7.0921G	-11.62	7.1259G	-69.46	-51.62	-17.84	1
7115MHz	Pass	7.1129G	-11.61	7.0841G	-69.90	-51.61	-18.29	1

5.925-6.425GHz_802.11ax HEW20_RU26_Index3_20MHz_Nss1,(MCS0)_1TX **MASK**

5955MHz_TX

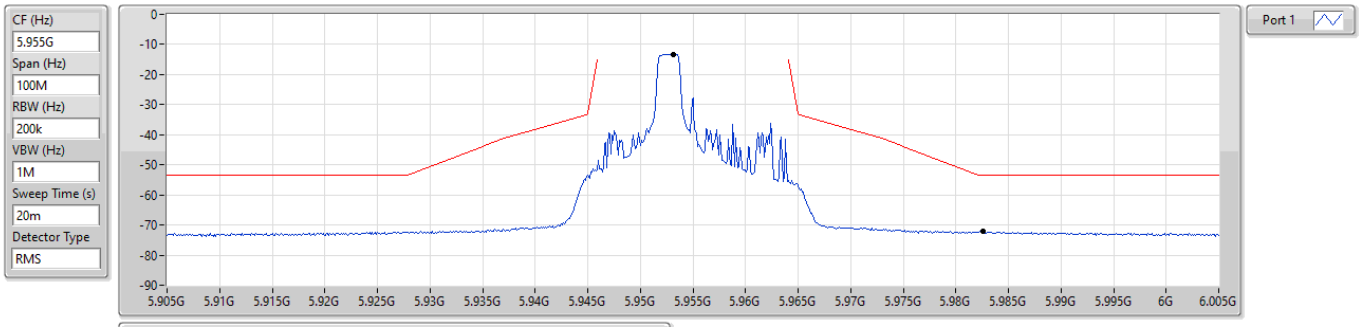

Ref(Hz)	Ref(dBm)	Freq(Hz)	Level(dBm)	Limit(dBm)	Margin(dB)	Port
5.9531G	-13.27	5.9826G	-72.17	-53.27	-18.90	1

5.925-6.425GHz_802.11ax HEW20_RU26_Index3_20MHz_Nss1,(MCS0)_1TX **MASK**

6175MHz_TX

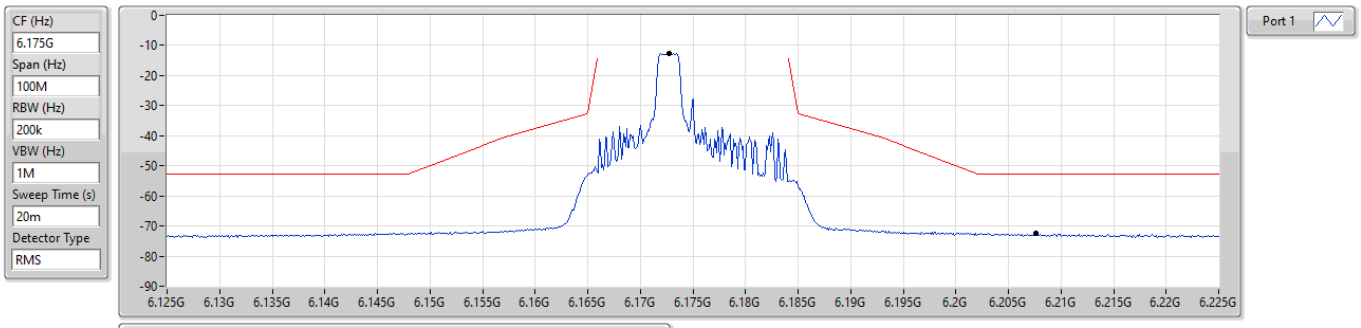

Ref(Hz)	Ref(dBm)	Freq(Hz)	Level(dBm)	Limit(dBm)	Margin(dB)	Port
6.1727G	-12.64	6.2076G	-72.43	-52.64	-19.79	1

5.925-6.425GHz_802.11ax HEW20_RU26_Index3_20MHz_Nss1,(MCS0)_1TX **MASK**

6415MHz_TX

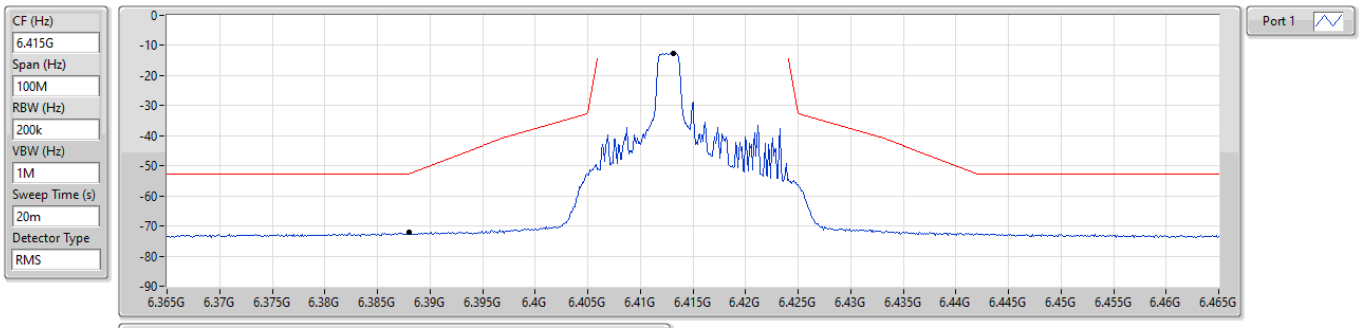

Ref(Hz)	Ref(dBm)	Freq(Hz)	Level(dBm)	Limit(dBm)	Margin(dB)	Port
6.4131G	-12.68	6.388G	-72.18	-52.64	-19.54	1

6.425-6.525GHz_802.11ax HEW20_RU26_Index3_20MHz_Nss1,(MCS0)_1TX **MASK**

6435MHz_TX

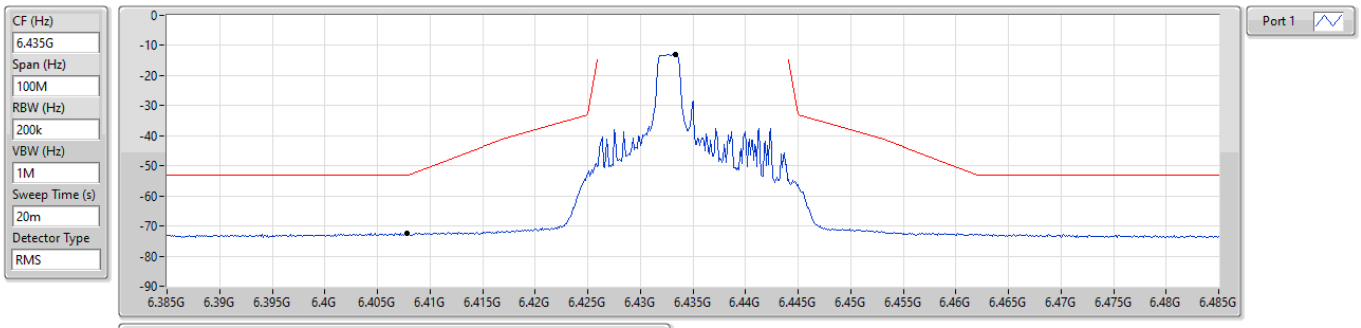

Ref(Hz)	Ref(dBm)	Freq(Hz)	Level(dBm)	Limit(dBm)	Margin(dB)	Port
6.4333G	-13.04	6.4078G	-72.50	-53.04	-19.46	1

6.425-6.525GHz_802.11ax HEW20_RU26_Index3_20MHz_Nss1,(MCS0)_1TX **MASK**

6475MHz_TX

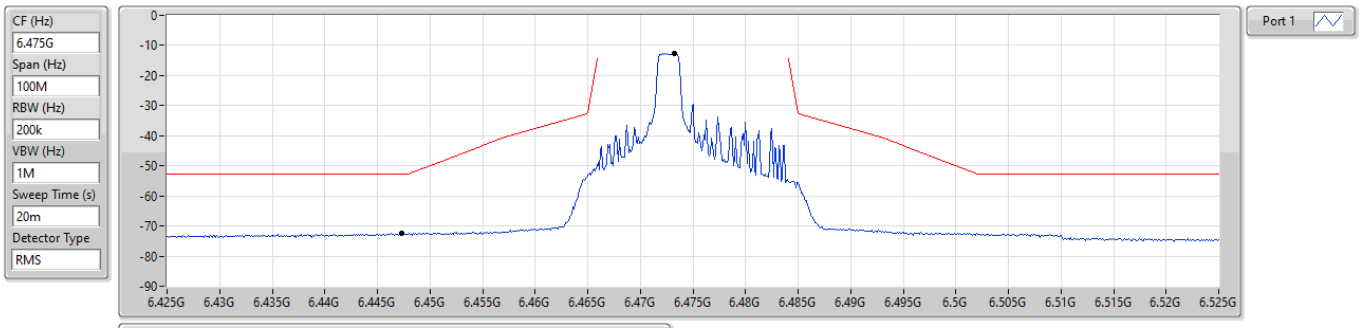

Ref(Hz)	Ref(dBm)	Freq(Hz)	Level(dBm)	Limit(dBm)	Margin(dB)	Port
6.4732G	-12.64	6.4473G	-72.35	-52.64	-19.71	1

6.425-6.525GHz_802.11ax HEW20_RU26_Index3_20MHz_Nss1,(MCS0)_1TX **MASK**

6515MHz_TX

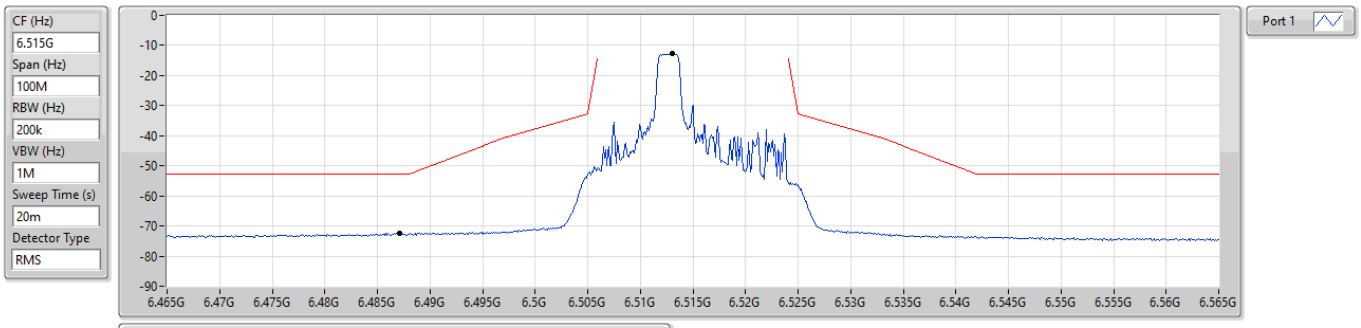

Ref(Hz)	Ref(dBm)	Freq(Hz)	Level(dBm)	Limit(dBm)	Margin(dB)	Port
6.513G	-12.78	6.4871G	-72.46	-52.78	-19.68	1

6.525-6.875GHz_802.11ax HEW20_RU26_Index3_20MHz_Nss1,(MCS0)_1TX **MASK**

6535MHz_TX

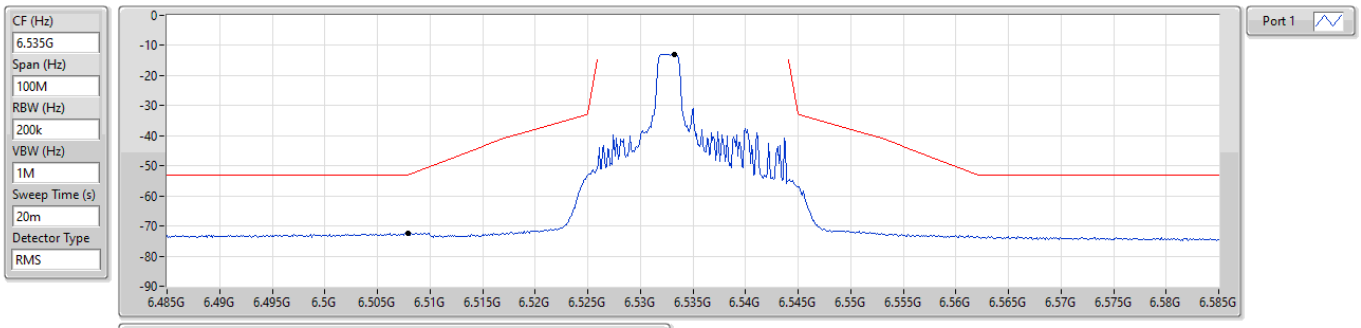

Ref(Hz)	Ref(dBm)	Freq(Hz)	Level(dBm)	Limit(dBm)	Margin(dB)	Port
6.5332G	-12.92	6.5079G	-72.50	-52.92	-19.58	1

6.525-6.875GHz_802.11ax HEW20_RU26_Index3_20MHz_Nss1,(MCS0)_1TX **MASK**

6715MHz_TX

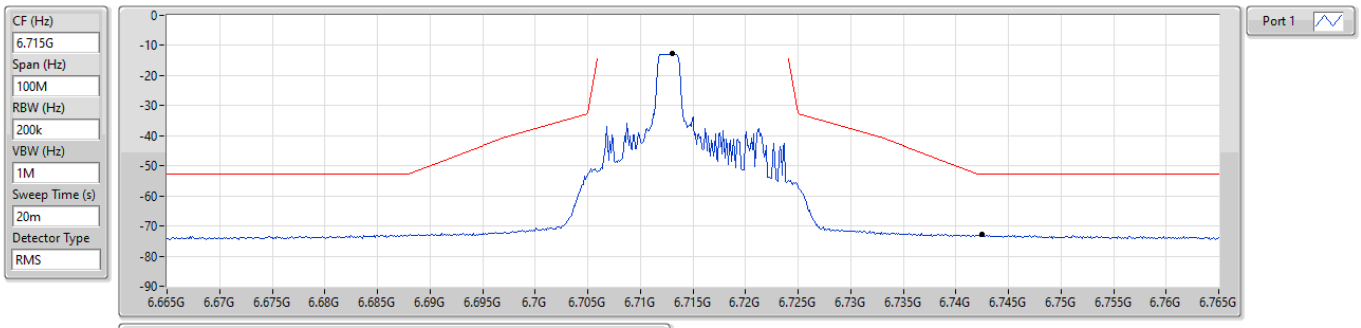

Ref(Hz)	Ref(dBm)	Freq(Hz)	Level(dBm)	Limit(dBm)	Margin(dB)	Port
6.713G	-12.69	6.7425G	-72.91	-52.69	-20.22	1

6.525-6.875GHz_802.11ax HEW20_RU26_Index3_20MHz_Nss1,(MCS0)_1TX **MASK**

6855MHz_TX

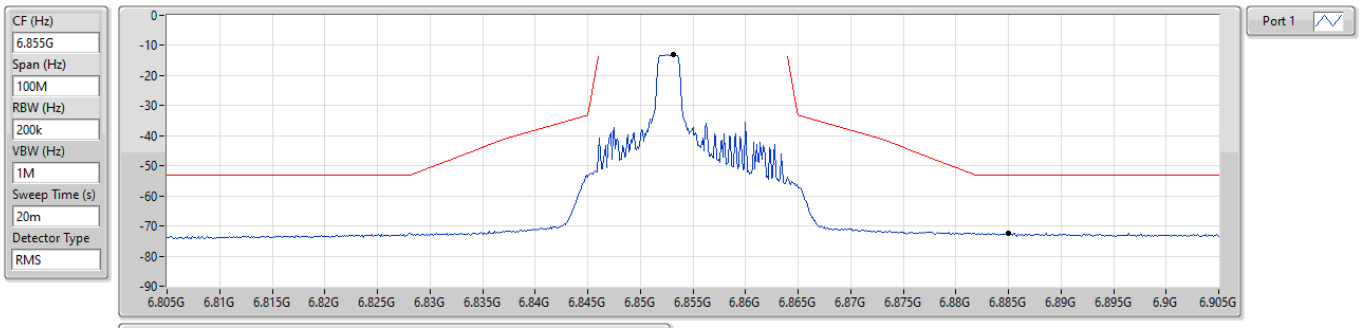

Ref(Hz)	Ref(dBm)	Freq(Hz)	Level(dBm)	Limit(dBm)	Margin(dB)	Port
6.8531G	-13.11	6.885G	-72.40	-53.11	-19.29	1

6.525-6.875GHz_802.11ax HEW20_RU26_Index3_20MHz_Nss1,(MCS0)_1TX **MASK**

6875MHz Straddle 6.525-6.875GHz_TX

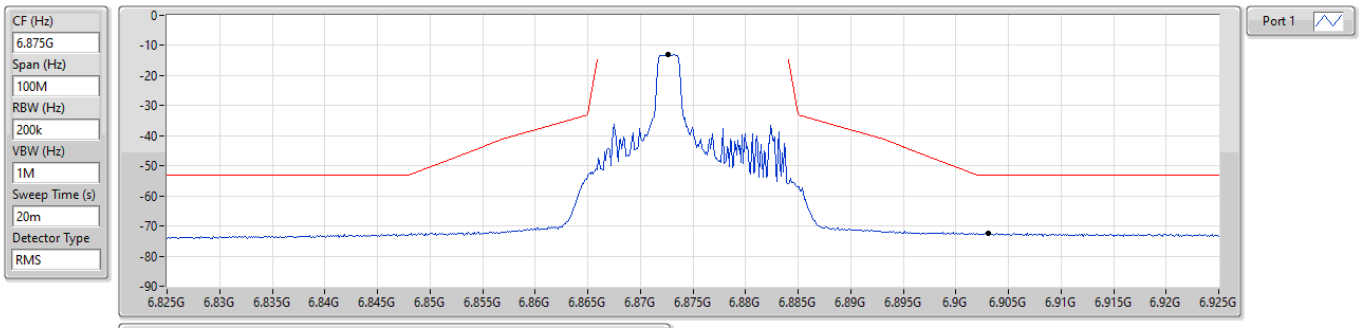

Ref(Hz)	Ref(dBm)	Freq(Hz)	Level(dBm)	Limit(dBm)	Margin(dB)	Port
6.8726G	-13.07	6.9031G	-72.29	-53.07	-19.22	1

6.875-7.125GHz_802.11ax HEW20_RU26_Index3_20MHz_Nss1,(MCS0)_1TX **MASK**

6895MHz_TX

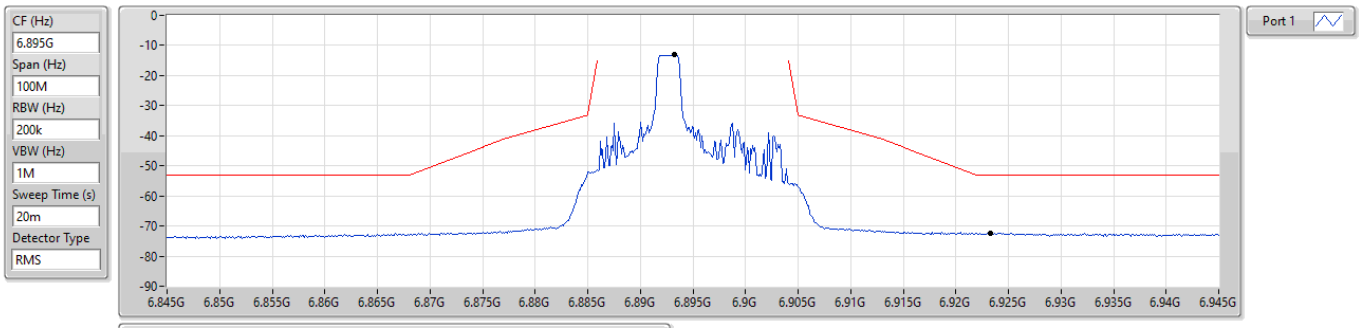

Ref(Hz)	Ref(dBm)	Freq(Hz)	Level(dBm)	Limit(dBm)	Margin(dB)	Port
6.8932G	-13.16	6.9233G	-72.36	-53.16	-19.20	1

6.875-7.125GHz_802.11ax HEW20_RU26_Index3_20MHz_Nss1,(MCS0)_1TX **MASK**

7015MHz_TX

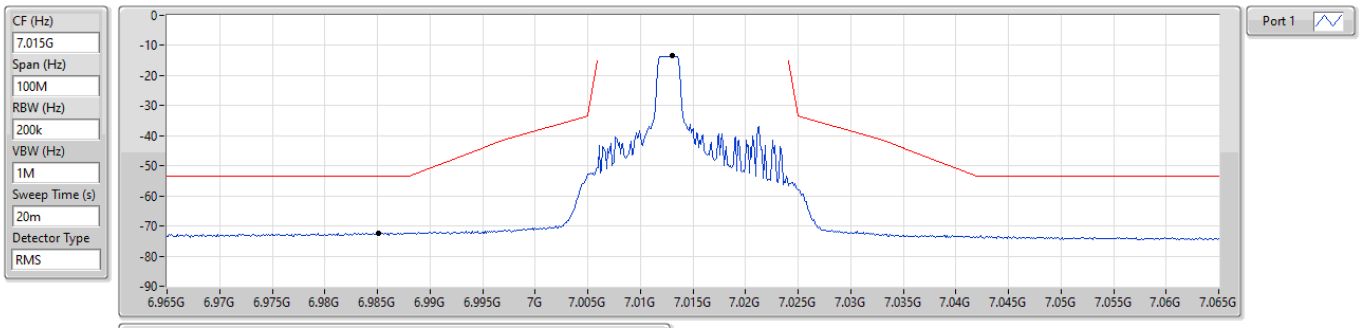

Ref(Hz)	Ref(dBm)	Freq(Hz)	Level(dBm)	Limit(dBm)	Margin(dB)	Port
7.013G	-13.45	6.9851G	-72.30	-53.45	-18.85	1

6.875-7.125GHz_802.11ax HEW20_RU26_Index3_20MHz_Nss1,(MCS0)_1TX **MASK**

7095MHz_TX

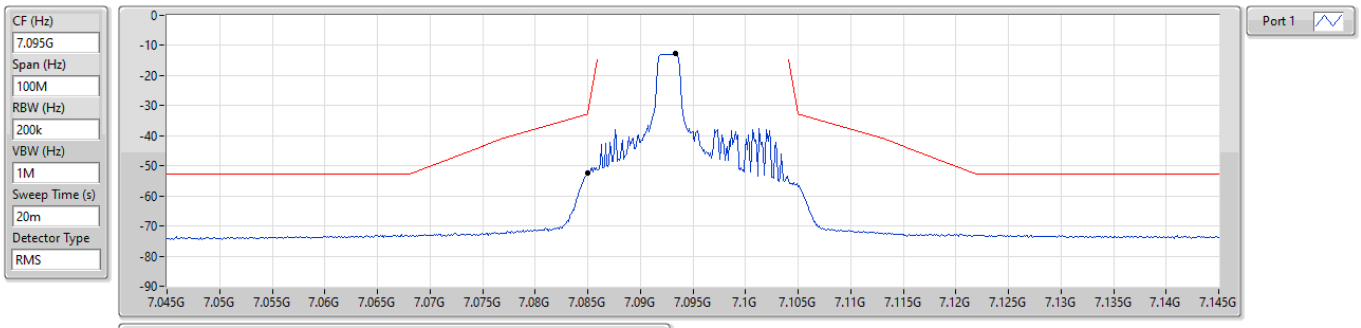

Ref(Hz)	Ref(dBm)	Freq(Hz)	Level(dBm)	Limit(dBm)	Margin(dB)	Port
7.0933G	-12.83	7.085G	-52.40	-32.63	-19.77	1

6.875-7.125GHz_802.11ax HEW20_RU26_Index3_20MHz_Nss1,(MCS0)_1TX **MASK**

7115MHz_TX

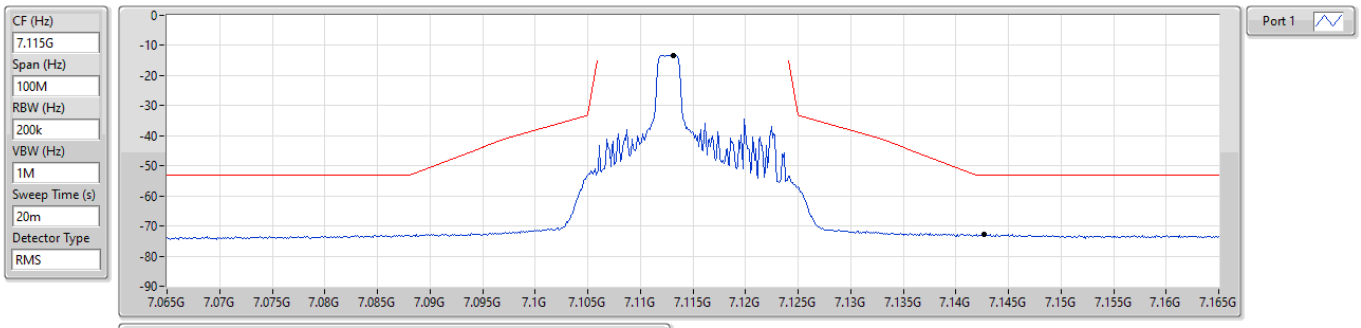

Ref(Hz)	Ref(dBm)	Freq(Hz)	Level(dBm)	Limit(dBm)	Margin(dB)	Port
7.1131G	-13.21	7.1427G	-72.73	-53.21	-19.52	1

5.925-6.425GHz_802.11ax HEW20_RU52_Index38_20MHz_Nss1,(MCS0)_1TX **MASK**

5955MHz_TX

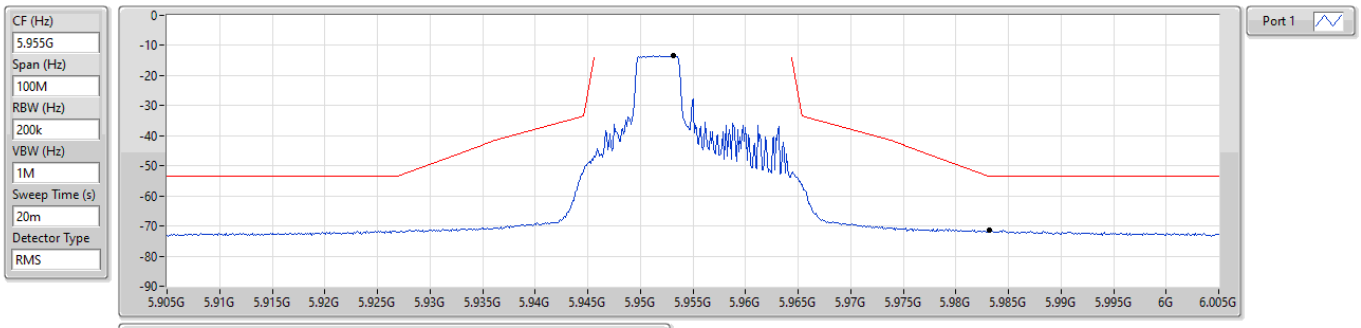

Ref(Hz)	Ref(dBm)	Freq(Hz)	Level(dBm)	Limit(dBm)	Margin(dB)	Port
5.9531G	-13.45	5.9832G	-71.50	-53.45	-18.05	1

5.925-6.425GHz_802.11ax HEW20_RU52_Index38_20MHz_Nss1,(MCS0)_1TX **MASK**

6175MHz_TX

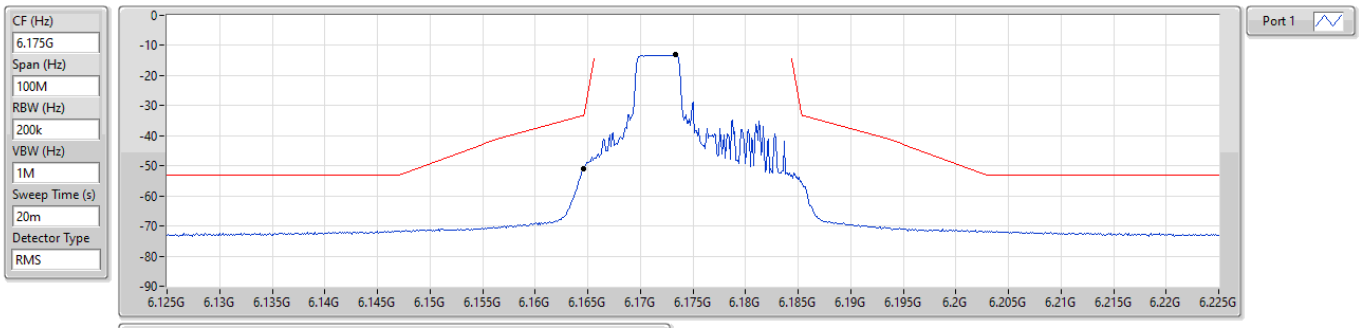

Ref(Hz)	Ref(dBm)	Freq(Hz)	Level(dBm)	Limit(dBm)	Margin(dB)	Port
6.1733G	-13.17	6.1646G	-50.99	-33.23	-17.76	1

5.925-6.425GHz_802.11ax HEW20_RU52_Index38_20MHz_Nss1,(MCS0)_1TX **MASK**

6415MHz_TX

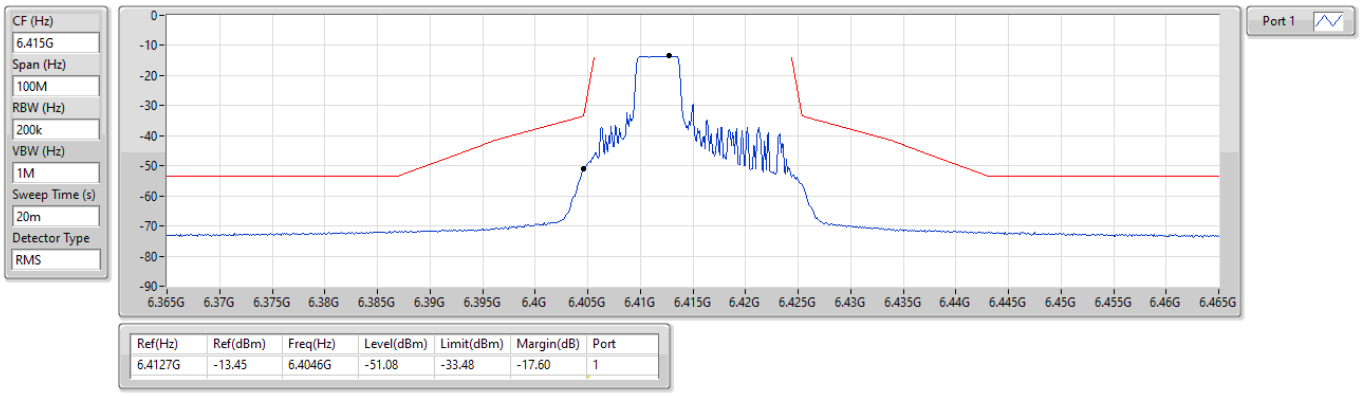

Ref(Hz)	Ref(dBm)	Freq(Hz)	Level(dBm)	Limit(dBm)	Margin(dB)	Port
6.4127G	-13.45	6.4046G	-51.08	-33.48	-17.60	1

6.425-6.525GHz_802.11ax HEW20_RU52_Index38_20MHz_Nss1,(MCS0)_1TX **MASK**

6435MHz_TX

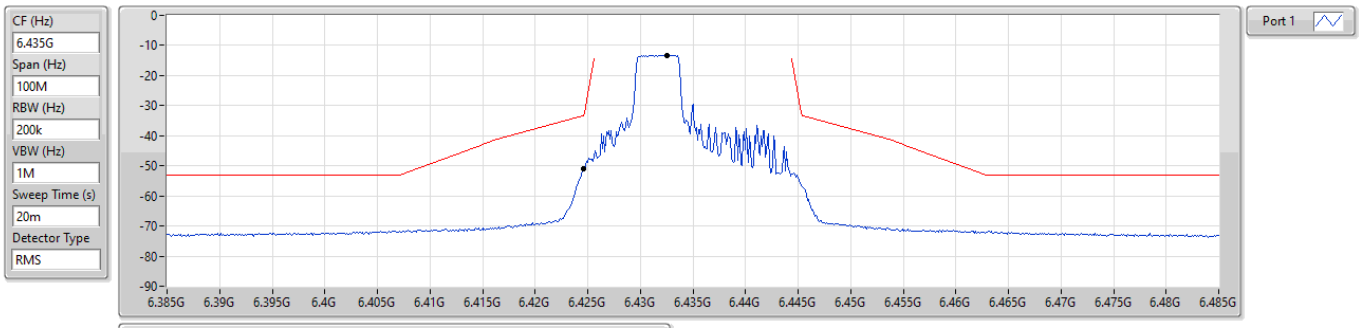

Ref(Hz)	Ref(dBm)	Freq(Hz)	Level(dBm)	Limit(dBm)	Margin(dB)	Port
6.4325G	-13.23	6.4246G	-50.83	-33.29	-17.54	1

6.425-6.525GHz_802.11ax HEW20_RU52_Index38_20MHz_Nss1,(MCS0)_1TX **MASK**

6475MHz_TX

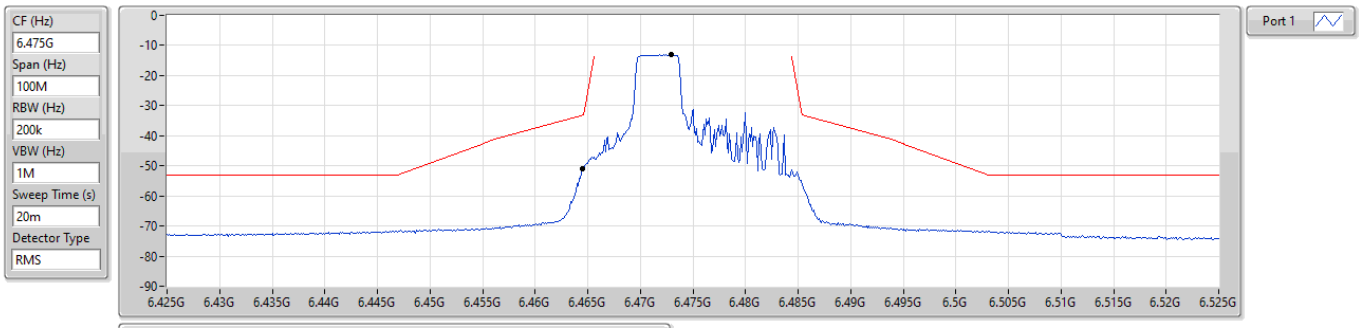

Ref(Hz)	Ref(dBm)	Freq(Hz)	Level(dBm)	Limit(dBm)	Margin(dB)	Port
6.4729G	-13.07	6.4645G	-51.15	-33.19	-17.96	1

6.425-6.525GHz_802.11ax HEW20_RU52_Index38_20MHz_Nss1,(MCS0)_1TX **MASK**

6515MHz_TX

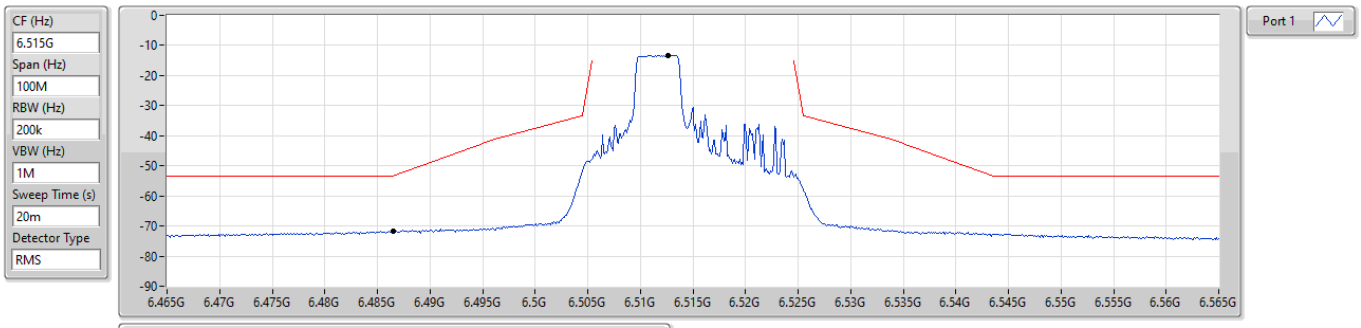

Ref(Hz)	Ref(dBm)	Freq(Hz)	Level(dBm)	Limit(dBm)	Margin(dB)	Port
6.5126G	-13.33	6.4865G	-71.67	-53.31	-18.36	1

6.525-6.875GHz_802.11ax HEW20_RU52_Index38_20MHz_Nss1,(MCS0)_1TX **MASK**

6535MHz_TX

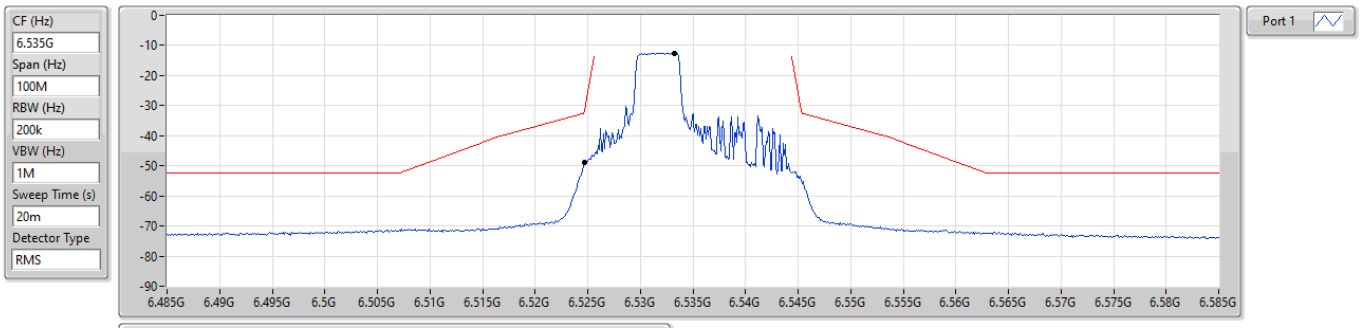

Ref(Hz)	Ref(dBm)	Freq(Hz)	Level(dBm)	Limit(dBm)	Margin(dB)	Port
6.5332G	-12.52	6.5247G	-49.02	-31.72	-17.30	1

6.525-6.875GHz_802.11ax HEW20_RU52_Index38_20MHz_Nss1,(MCS0)_1TX **MASK**

6715MHz_TX

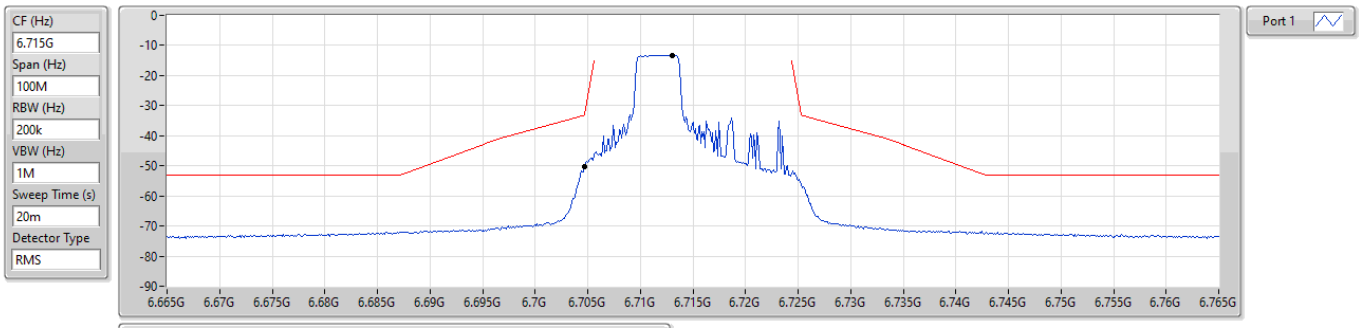

Ref(Hz)	Ref(dBm)	Freq(Hz)	Level(dBm)	Limit(dBm)	Margin(dB)	Port
6.713G	-13.19	6.7047G	-50.14	-33.09	-17.05	1

6.525-6.875GHz_802.11ax HEW20_RU52_Index38_20MHz_Nss1,(MCS0)_1TX **MASK**

6855MHz_TX

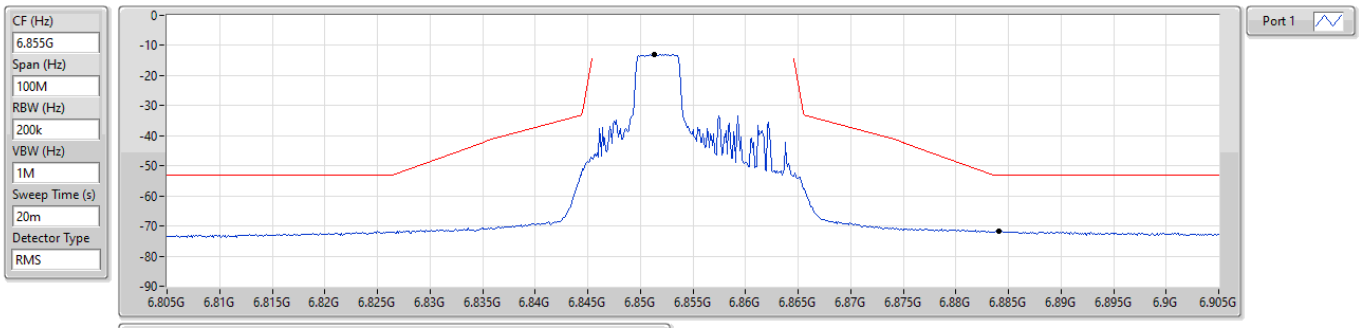

Ref(Hz)	Ref(dBm)	Freq(Hz)	Level(dBm)	Limit(dBm)	Margin(dB)	Port
6.8513G	-13.11	6.8841G	-71.68	-53.11	-18.57	1

6.525-6.875GHz_802.11ax HEW20_RU52_Index38_20MHz_Nss1,(MCS0)_1TX **MASK**

6875MHz Straddle 6.525-6.875GHz_TX

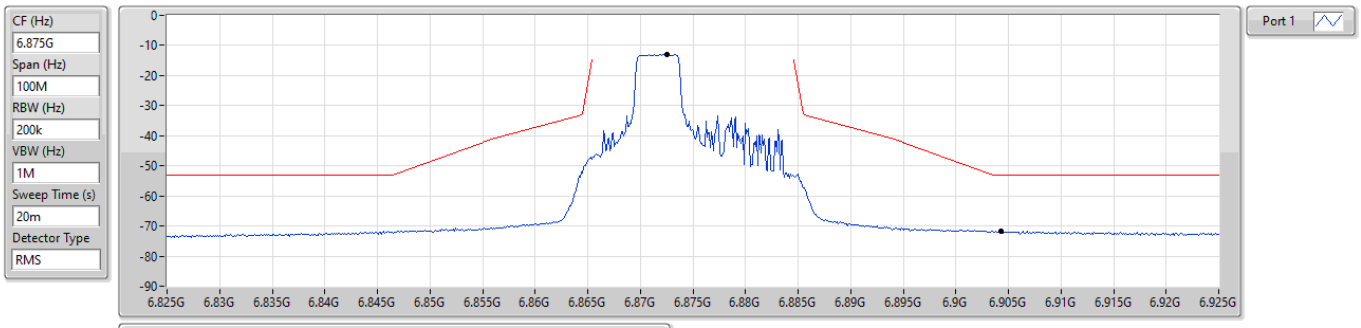

Ref(Hz)	Ref(dBm)	Freq(Hz)	Level(dBm)	Limit(dBm)	Margin(dB)	Port
6.8725G	-13.03	6.9043G	-71.63	-53.03	-18.60	1

6.875-7.125GHz_802.11ax HEW20_RU52_Index38_20MHz_Nss1,(MCS0)_1TX **MASK**

6895MHz_TX

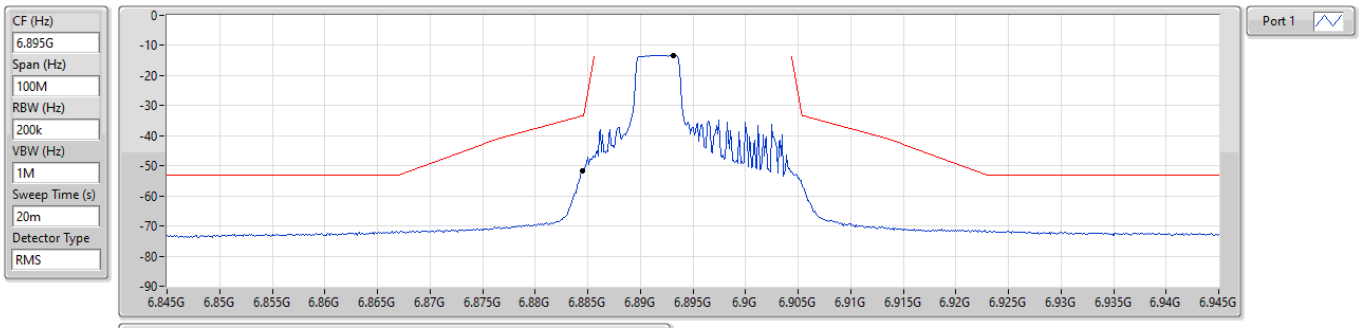

Ref(Hz)	Ref(dBm)	Freq(Hz)	Level(dBm)	Limit(dBm)	Margin(dB)	Port
6.8931G	-13.24	6.8845G	-51.65	-33.36	-18.29	1

6.875-7.125GHz_802.11ax HEW20_RU52_Index38_20MHz_Nss1,(MCS0)_1TX **MASK**

7015MHz_TX

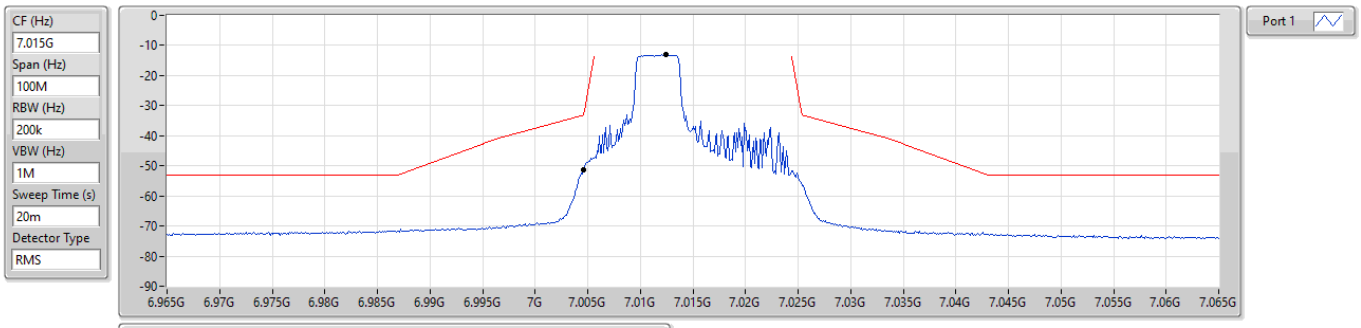

Ref(Hz)	Ref(dBm)	Freq(Hz)	Level(dBm)	Limit(dBm)	Margin(dB)	Port
7.0124G	-13.12	7.0046G	-51.46	-33.15	-18.31	1

6.875-7.125GHz_802.11ax HEW20_RU52_Index38_20MHz_Nss1,(MCS0)_1TX **MASK**

7095MHz_TX

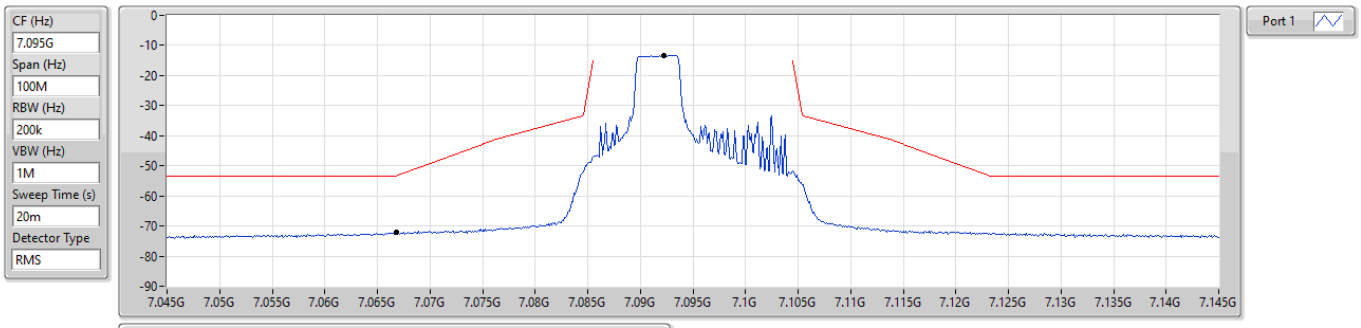

Ref(Hz)	Ref(dBm)	Freq(Hz)	Level(dBm)	Limit(dBm)	Margin(dB)	Port
7.0922G	-13.31	7.0668G	-72.17	-53.29	-18.88	1

6.875-7.125GHz_802.11ax HEW20_RU52_Index38_20MHz_Nss1,(MCS0)_1TX **MASK**

7115MHz_TX

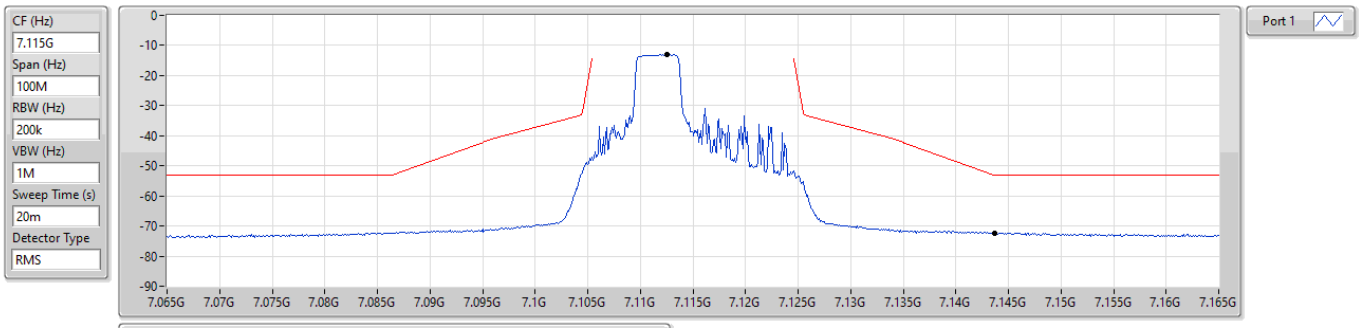

Ref(Hz)	Ref(dBm)	Freq(Hz)	Level(dBm)	Limit(dBm)	Margin(dB)	Port
7.1125G	-13.07	7.1437G	-72.25	-53.07	-19.18	1

5.925-6.425GHz_802.11ax HEW20_RU106_Index53_20MHz_Nss1,(MCS0)_1TX **MASK**

5955MHz_TX

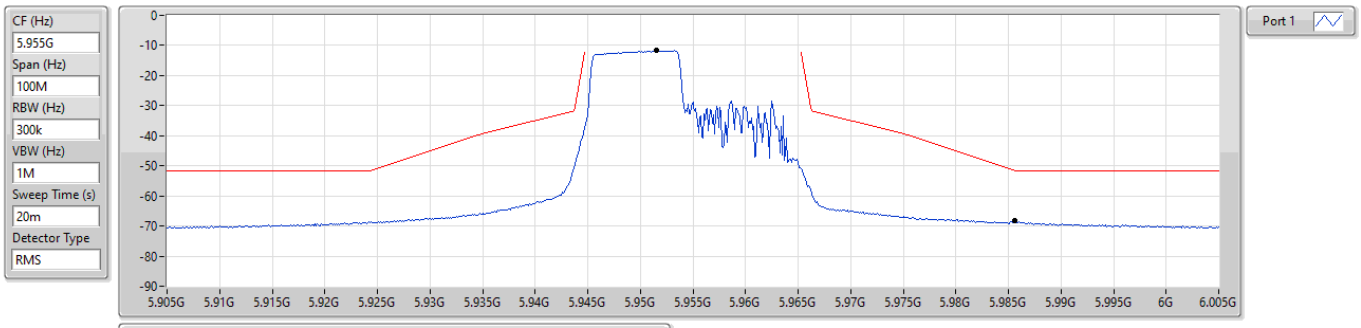

Ref(Hz)	Ref(dBm)	Freq(Hz)	Level(dBm)	Limit(dBm)	Margin(dB)	Port
5.9515G	-11.76	5.9856G	-68.36	-51.53	-16.83	1

5.925-6.425GHz_802.11ax HEW20_RU106_Index53_20MHz_Nss1,(MCS0)_1TX **MASK**

6175MHz_TX

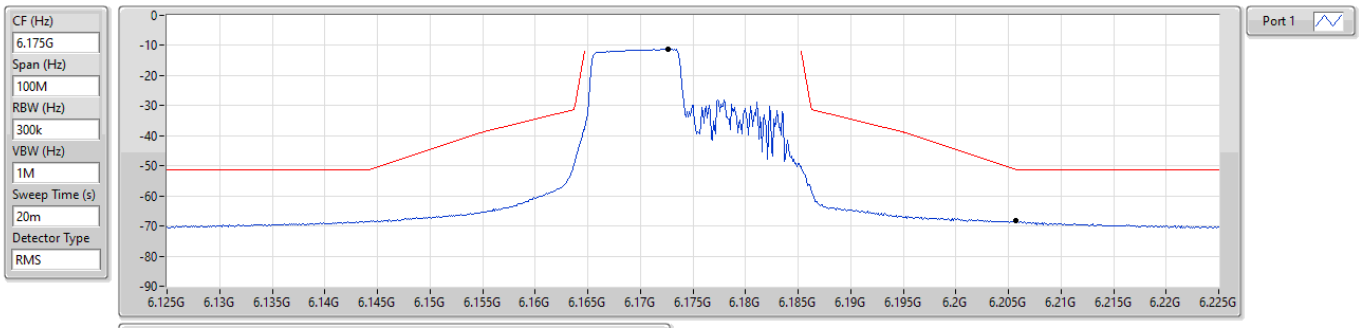

Ref(Hz)	Ref(dBm)	Freq(Hz)	Level(dBm)	Limit(dBm)	Margin(dB)	Port
6.1726G	-11.28	6.2057G	-68.29	-51.17	-17.12	1

5.925-6.425GHz_802.11ax HEW20_RU106_Index53_20MHz_Nss1,(MCS0)_1TX **MASK**

6415MHz_TX

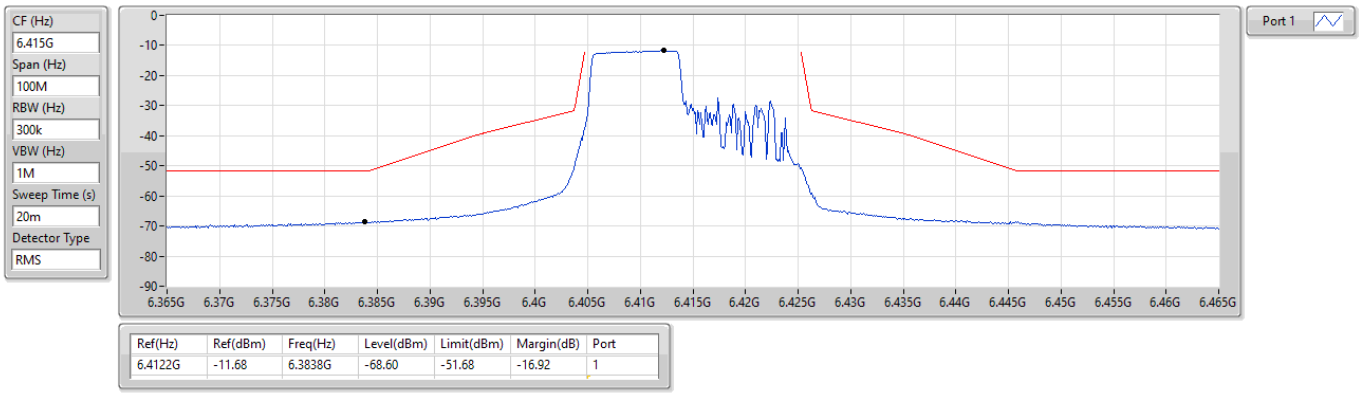

Ref(Hz)	Ref(dBm)	Freq(Hz)	Level(dBm)	Limit(dBm)	Margin(dB)	Port
6.4122G	-11.68	6.3838G	-68.60	-51.68	-16.92	1

6.425-6.525GHz_802.11ax HEW20_RU106_Index53_20MHz_Nss1,(MCS0)_1TX **MASK**

6435MHz_TX

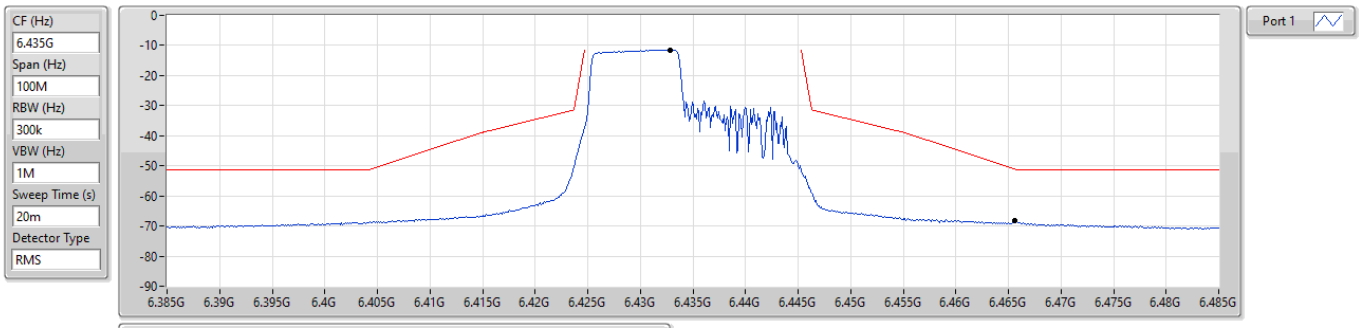

Ref(Hz)	Ref(dBm)	Freq(Hz)	Level(dBm)	Limit(dBm)	Margin(dB)	Port
6.4328G	-11.43	6.4656G	-68.33	-51.10	-17.23	1

6.425-6.525GHz_802.11ax HEW20_RU106_Index53_20MHz_Nss1,(MCS0)_1TX **MASK**

6475MHz_TX

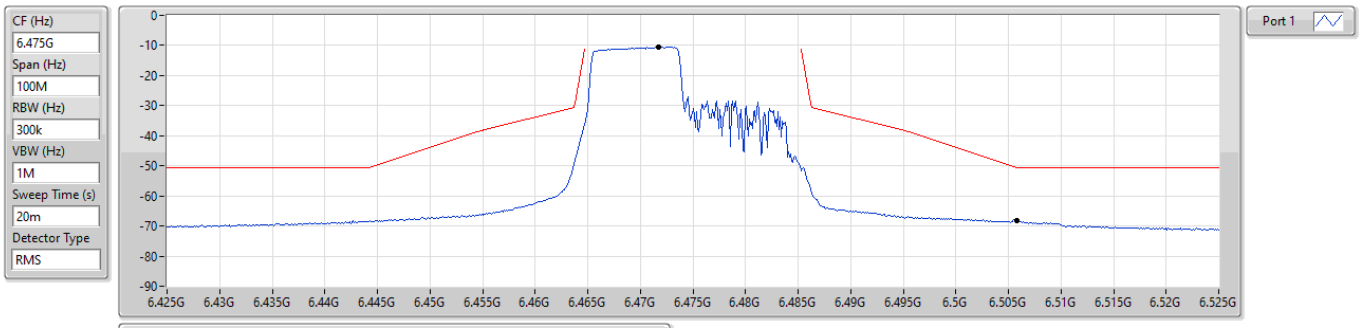

Ref(Hz)	Ref(dBm)	Freq(Hz)	Level(dBm)	Limit(dBm)	Margin(dB)	Port
6.4717G	-10.62	6.5058G	-68.07	-50.62	-17.45	1

6.425-6.525GHz_802.11ax HEW20_RU106_Index53_20MHz_Nss1,(MCS0)_1TX **MASK**

6515MHz_TX

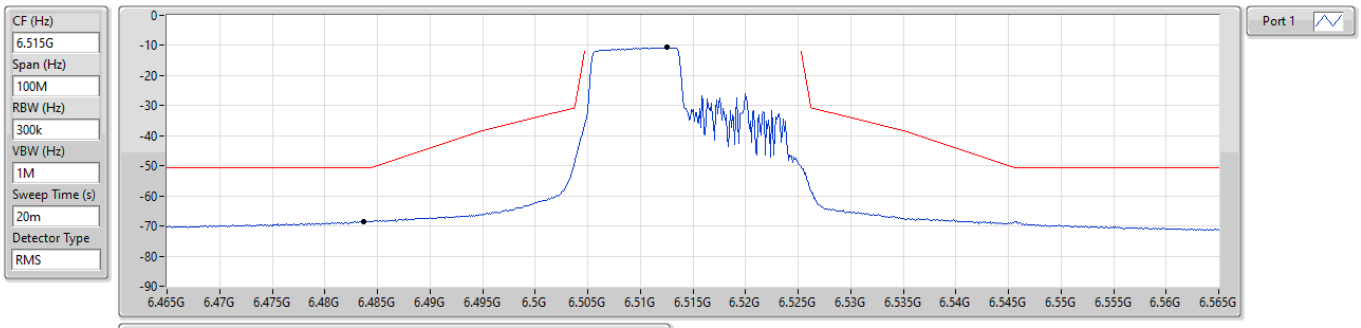

Ref(Hz)	Ref(dBm)	Freq(Hz)	Level(dBm)	Limit(dBm)	Margin(dB)	Port
6.5125G	-10.72	6.4837G	-68.39	-50.72	-17.67	1

6.525-6.875GHz_802.11ax HEW20_RU106_Index53_20MHz_Nss1,(MCS0)_1TX **MASK**

6535MHz_TX

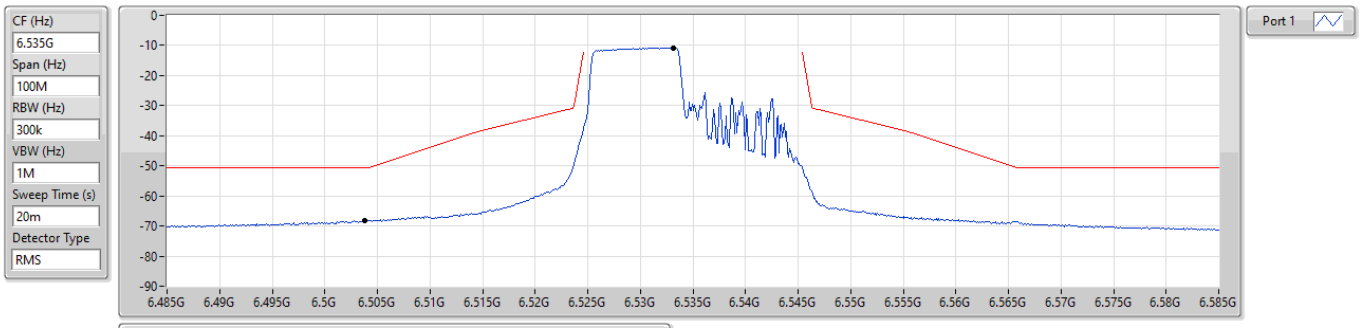

Ref(Hz)	Ref(dBm)	Freq(Hz)	Level(dBm)	Limit(dBm)	Margin(dB)	Port
6.5331G	-10.80	6.5038G	-68.11	-50.80	-17.31	1

6.525-6.875GHz_802.11ax HEW20_RU106_Index53_20MHz_Nss1,(MCS0)_1TX **MASK**

6715MHz_TX

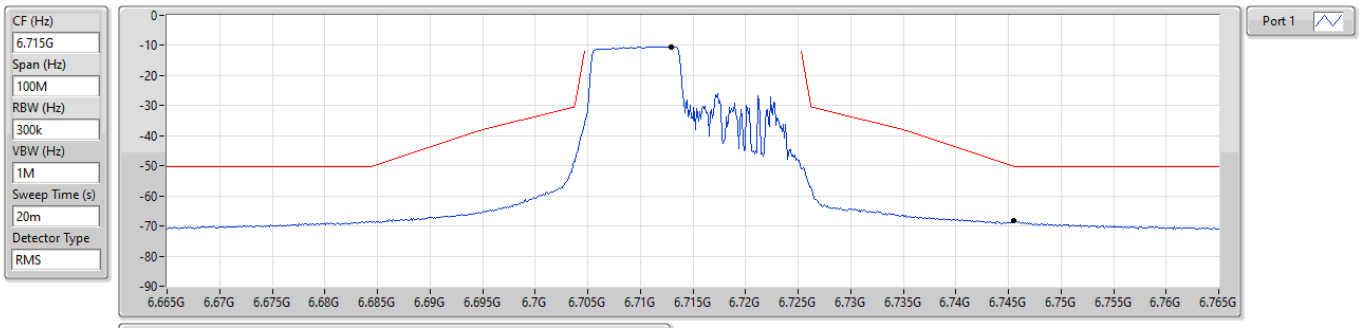

Ref(Hz)	Ref(dBm)	Freq(Hz)	Level(dBm)	Limit(dBm)	Margin(dB)	Port
6.7129G	-10.41	6.7455G	-68.15	-50.19	-17.96	1

6.525-6.875GHz_802.11ax HEW20_RU106_Index53_20MHz_Nss1,(MCS0)_1TX **MASK**

6855MHz_TX

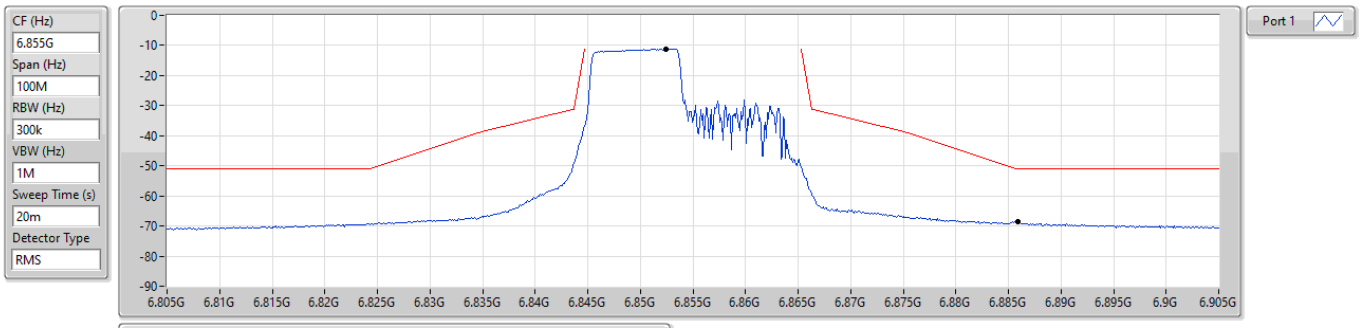

Ref(Hz)	Ref(dBm)	Freq(Hz)	Level(dBm)	Limit(dBm)	Margin(dB)	Port
6.8524G	-11.14	6.8859G	-68.62	-51.14	-17.48	1

6.525-6.875GHz_802.11ax HEW20_RU106_Index53_20MHz_Nss1,(MCS0)_1TX **MASK**

6875MHz Straddle 6.525-6.875GHz_TX

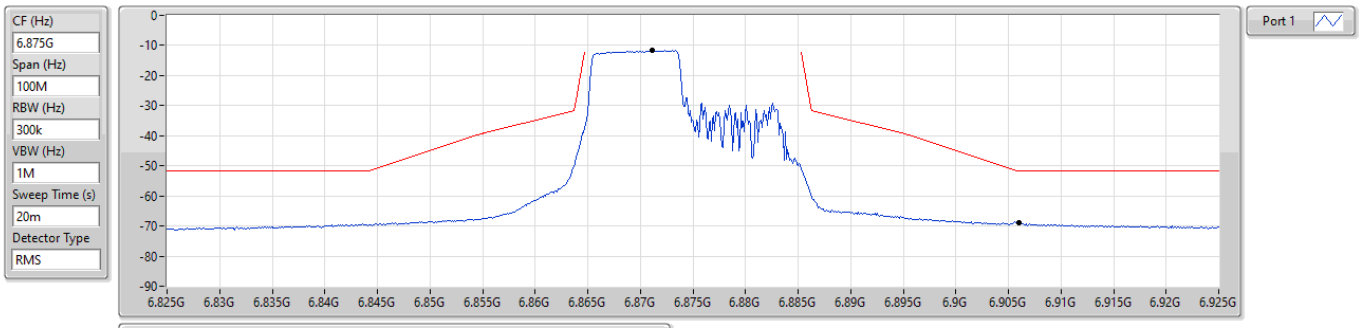

Ref(Hz)	Ref(dBm)	Freq(Hz)	Level(dBm)	Limit(dBm)	Margin(dB)	Port
6.8711G	-11.70	6.906G	-68.97	-51.70	-17.27	1

6.875-7.125GHz_802.11ax HEW20_RU106_Index53_20MHz_Nss1,(MCS0)_1TX **MASK**

6895MHz_TX

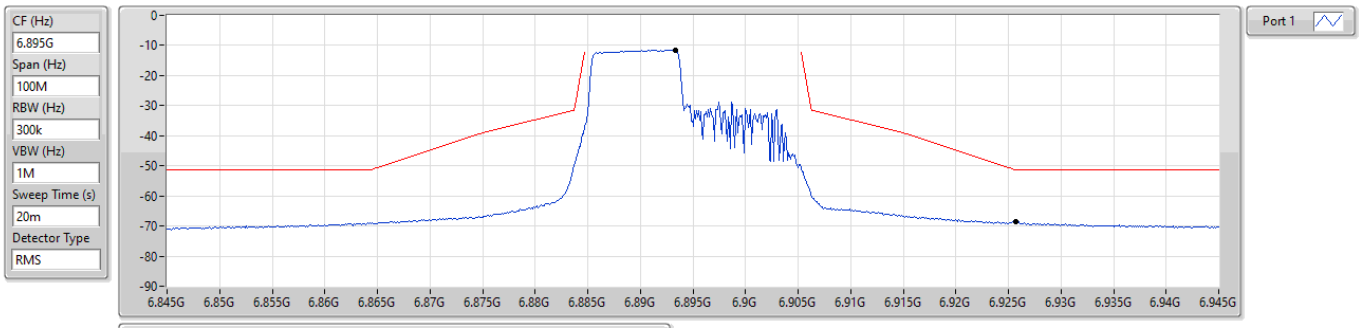

Ref(Hz)	Ref(dBm)	Freq(Hz)	Level(dBm)	Limit(dBm)	Margin(dB)	Port
6.8933G	-11.50	6.9257G	-68.40	-51.39	-17.01	1

6.875-7.125GHz_802.11ax HEW20_RU106_Index53_20MHz_Nss1,(MCS0)_1TX **MASK**

7015MHz_TX

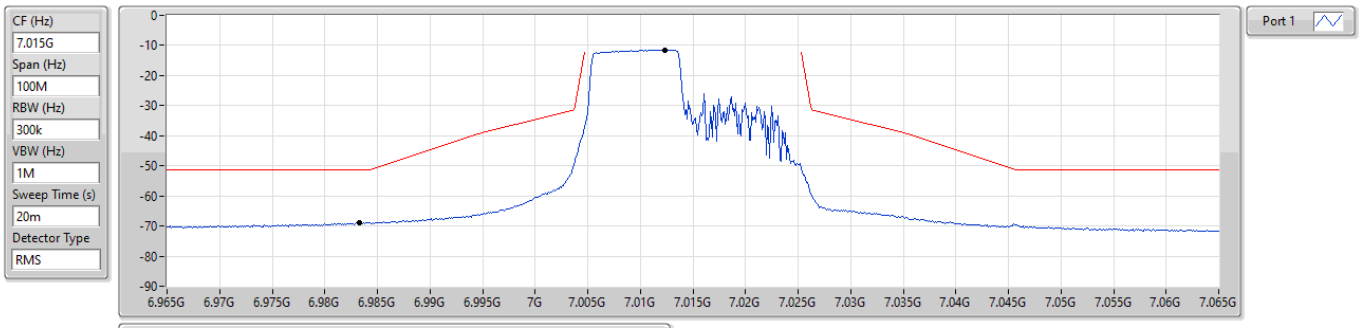

Ref(Hz)	Ref(dBm)	Freq(Hz)	Level(dBm)	Limit(dBm)	Margin(dB)	Port
7.0123G	-11.43	6.9833G	-68.86	-51.43	-17.43	1

6.875-7.125GHz_802.11ax HEW20_RU106_Index53_20MHz_Nss1,(MCS0)_1TX **MASK**

7095MHz_TX

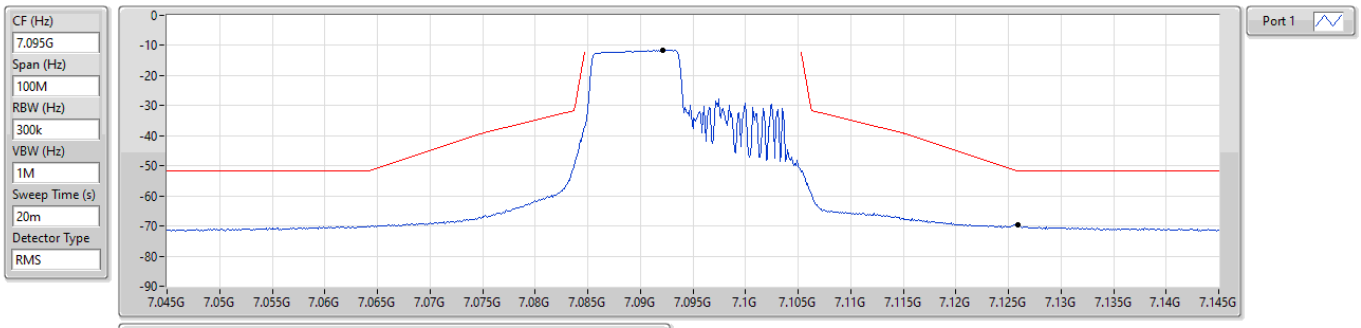

Ref(Hz)	Ref(dBm)	Freq(Hz)	Level(dBm)	Limit(dBm)	Margin(dB)	Port
7.0921G	-11.62	7.1259G	-69.46	-51.62	-17.84	1

6.875-7.125GHz_802.11ax HEW20_RU106_Index53_20MHz_Nss1,(MCS0)_1TX **MASK**

7115MHz_TX

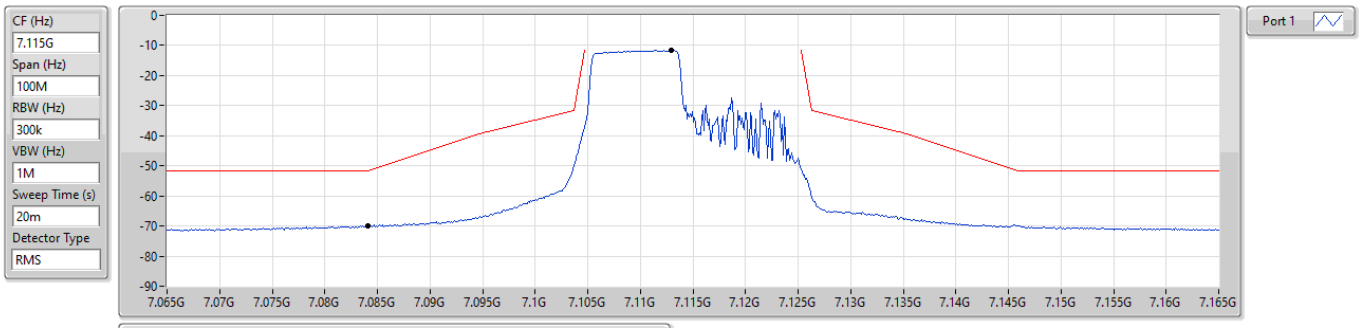

Ref(Hz)	Ref(dBm)	Freq(Hz)	Level(dBm)	Limit(dBm)	Margin(dB)	Port
7.1129G	-11.61	7.0841G	-69.90	-51.61	-18.29	1

Modulation Mode	ax HE20-OFDMA	**Test Freq. (MHz)**	6475
Power Phase	Line		

Test by : Joe Liao Temperature: 21°C Humidity: 63%

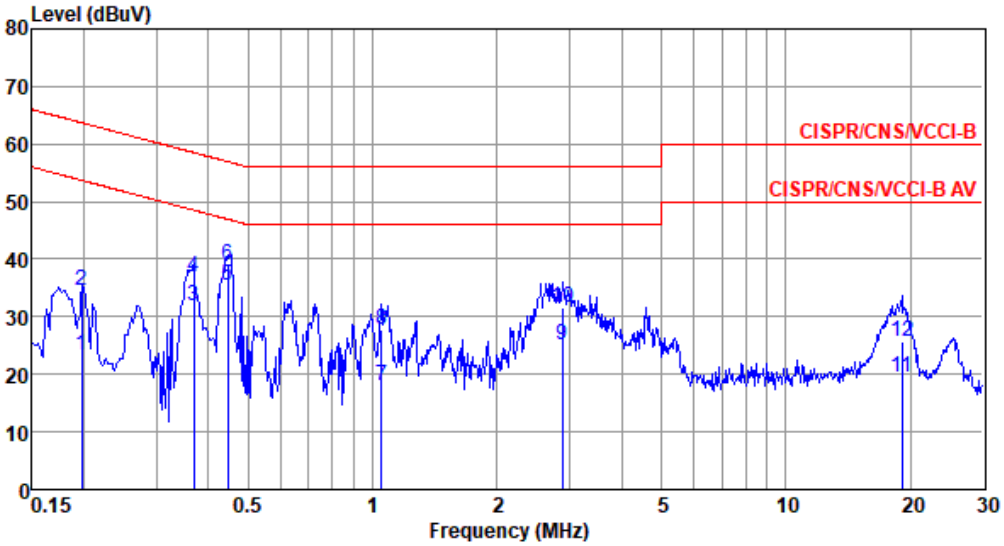

	Freq MHz	Level dBuV	Limit Line dBuV	Over Limit dB	Read Level dBuV	Factor dB	Cable loss dB	Aux dB	Remark
1	0.198	23.28	53.71	-30.43	13.60	9.64	0.04	0.00	Average
2	0.198	34.40	63.71	-29.31	24.72	9.64	0.04	0.00	QP
3	0.369	31.80	48.52	-16.72	22.12	9.64	0.04	0.00	Average
4	0.369	36.79	58.52	-21.73	27.11	9.64	0.04	0.00	QP
5*	0.447	35.47	46.93	-11.46	25.79	9.64	0.04	0.00	Average
6	0.447	39.08	56.93	-17.85	29.40	9.64	0.04	0.00	QP
7	1.049	17.92	46.00	-28.08	8.21	9.65	0.06	0.00	Average
8	1.049	27.83	56.00	-28.17	18.12	9.65	0.06	0.00	QP
9	2.884	24.99	46.00	-21.01	15.21	9.66	0.12	0.00	Average
10	2.884	31.55	56.00	-24.45	21.77	9.66	0.12	0.00	QP
11	19.122	19.38	50.00	-30.62	9.39	9.69	0.30	0.00	Average
12	19.122	25.77	60.00	-34.23	15.78	9.69	0.30	0.00	QP

Note 1: Level (dBuV) = Read Level (dBuV) + LISN Factor (dB) + Cable Loss (dB) + Aux (dB).
2: Over Limit (dB) = Level (dBuV) – Limit Line (dBuV).

Modulation Mode	ax HE20-OFDMA	**Test Freq. (MHz)**	6475
Power Phase	Neutral		

Test by : Joe Liao Temperature: 21℃ Humidity: 63%

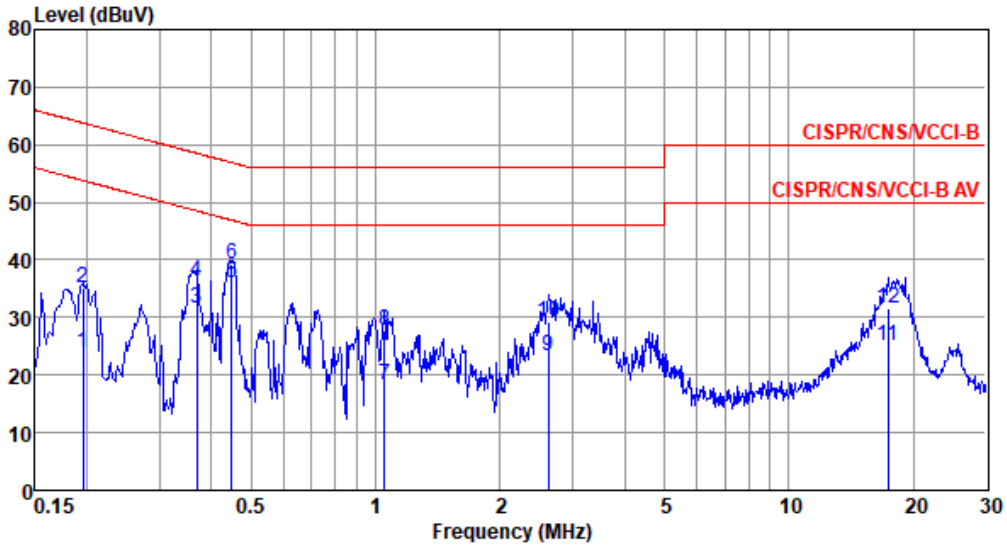

	Freq MHz	Level dBuV	Limit Line dBuV	Over Limit dB	Read Level dBuV	Factor dB	Cable loss dB	Aux dB	Remark
1	0.195	23.99	53.80	-29.81	14.31	9.64	0.04	0.00	Average
2	0.195	35.01	63.80	-28.79	25.33	9.64	0.04	0.00	QP
3	0.369	31.44	48.52	-17.08	21.77	9.63	0.04	0.00	Average
4	0.369	36.42	58.52	-22.10	26.75	9.63	0.04	0.00	QP
5*	0.449	35.95	46.89	-10.94	26.28	9.63	0.04	0.00	Average
6	0.449	39.17	56.89	-17.72	29.50	9.63	0.04	0.00	QP
7	1.049	18.16	46.00	-27.84	8.46	9.64	0.06	0.00	Average
8	1.049	27.75	56.00	-28.25	18.05	9.64	0.06	0.00	QP
9	2.622	23.20	46.00	-22.80	13.44	9.65	0.11	0.00	Average
10	2.622	29.13	56.00	-26.87	19.37	9.65	0.11	0.00	QP
11	17.383	25.18	50.00	-24.82	15.11	9.78	0.29	0.00	Average
12	17.383	31.71	60.00	-28.29	21.64	9.78	0.29	0.00	QP

Note 1: Level (dBuV) = Read Level (dBuV) + LISN Factor (dB) + Cable Loss (dB) + Aux (dB).
2: Over Limit (dB) = Level (dBuV) – Limit Line (dBuV).